



US00D937188S

(12) **United States Design Patent**
de Briey-Terlinden et al.

(10) **Patent No.:** **US D937,188 S**

(45) **Date of Patent:** **** Nov. 30, 2021**

(54) **TIRE**

(71) Applicant: **The Goodyear Tire & Rubber Company, Akron, OH (US)**

(72) Inventors: **Pascale de Briey-Terlinden, Attert (BE); Armand Rene Gabriel Leconte, Insenborn (LU); Stephane Jose Geelen, Redange sur Attert (LU); Jerome Marcel Germain Delu, Bridel (LU)**

(73) Assignee: **The Goodyear Tire & Rubber Company, Akron, OH (US)**

(**) Term: **15 Years**

(21) Appl. No.: **29/715,572**

(22) Filed: **Dec. 3, 2019**

(51) **LOC (13) Cl.** **12-15**

(52) **U.S. Cl.**
USPC **D12/600**

(58) **Field of Classification Search**
USPC D12/568-605, 900
CPC Y10T 152/10027; B60C 1/0016; B60C 11/0306; B60C 11/0302; B60C 3/06; B60C 9/17
See application file for complete search history.

(56) **References Cited**

U.S. PATENT DOCUMENTS

D392,230 S	3/1998	Heinen	D12/147
D392,922 S	3/1998	Heinen	D12/147
D449,024 S	10/2001	Lovell et al.	D12/147
D458,897 S	6/2002	Weber et al.	D12/588
D548,680 S *	8/2007	Heinen	D12/603
D560,600 S	1/2008	Dixon et al.	D12/588
D586,733 S	2/2009	Shinohara	D12/588

(Continued)

OTHER PUBLICATIONS

U.S. Appl. No. 29/654,907, filed Jun. 28, 2018, Maggelet, et al., Goodyear.

(Continued)

Primary Examiner — John A Voytek

(74) *Attorney, Agent, or Firm* — Robert N. Lipsik

(57) **CLAIM**

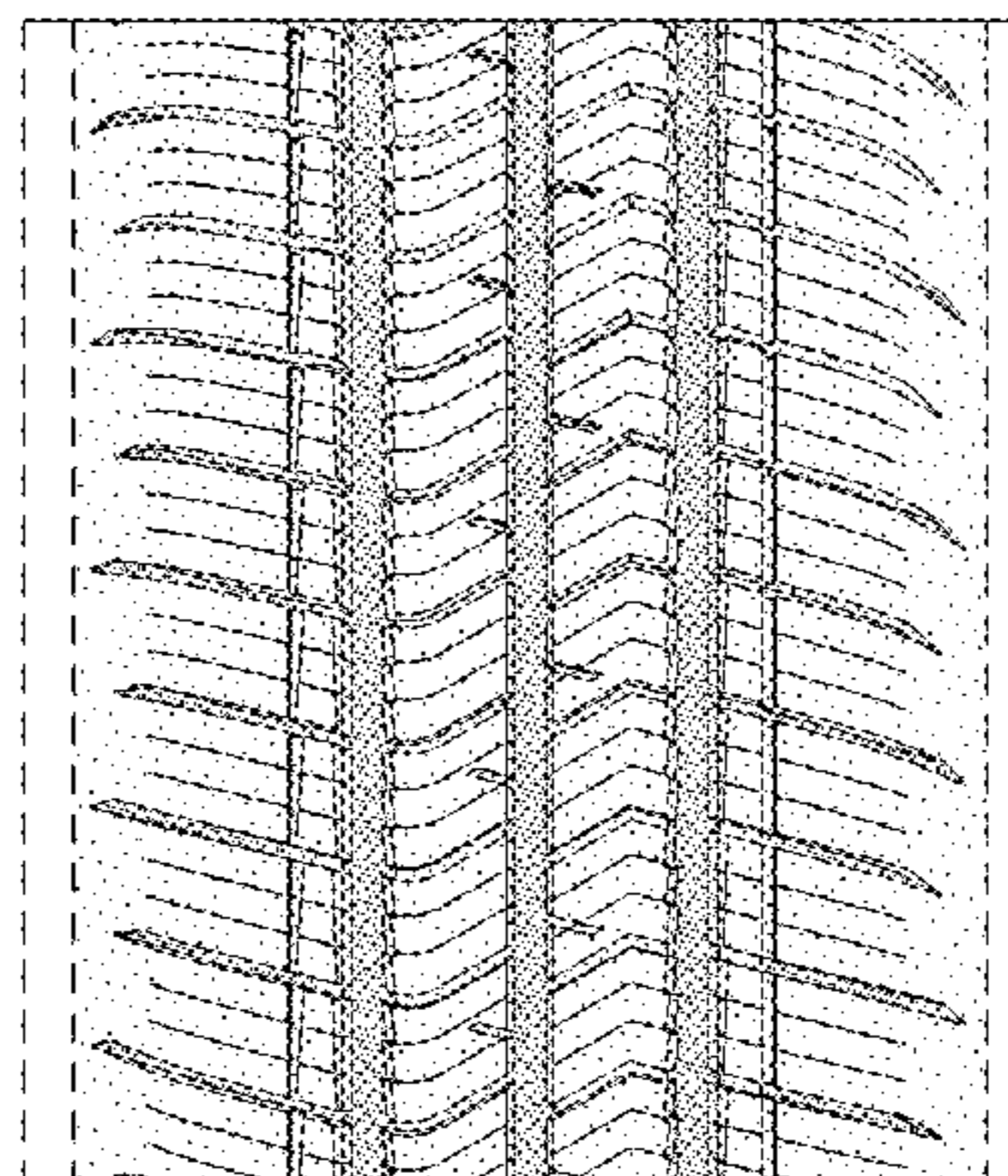
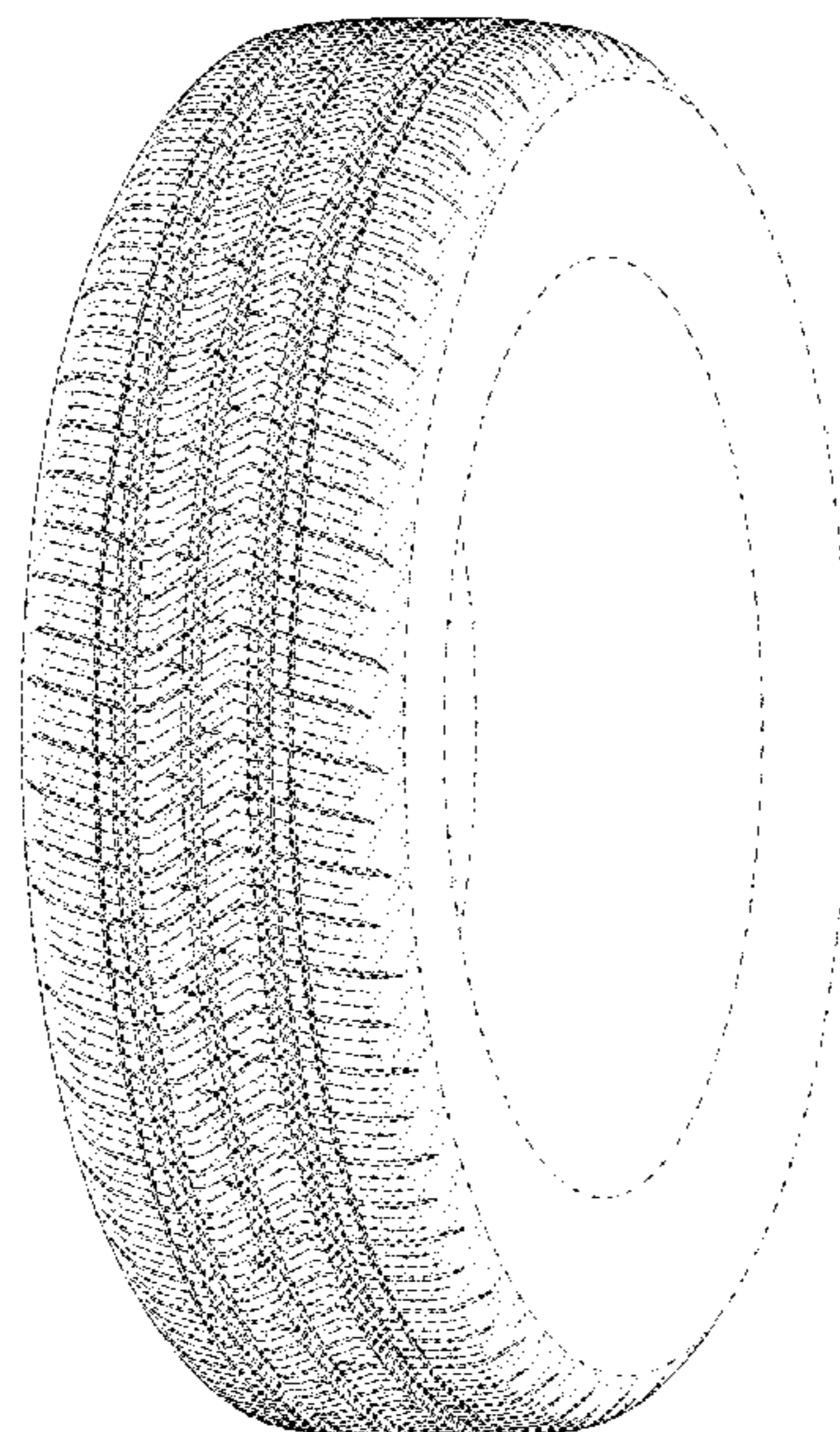
The ornamental design for a tire, as shown and described.

DESCRIPTION

FIG. 1 is a right side perspective view of a tire showing our new design, it being understood that the pattern repeats uniformly throughout the circumference of the tread;
 FIG. 2 is a left side perspective view thereof;
 FIG. 3 is a front elevational view thereof;
 FIG. 4 is a right side elevational view thereof;
 FIG. 5 is a left side elevational view thereof;
 FIG. 6 is an enlarged fragmentary front elevational view thereof;
 FIG. 7 is a right side perspective view of a second embodiment of a tire showing our new design, it being understood that the interior of the tire forms no part of the claim and that the pattern repeats uniformly throughout the circumference of the tread;
 FIG. 8 is a left side perspective view of a second embodiment, it being understood that the interior of the tire forms no part of the claim; and,
 FIG. 9 is a front elevational view of a second embodiment, it being understood that an enlarged fragmentary view thereof would be substantially identical to that shown in FIG. 6, with the exception of the inclusion of the sidewall in solid lines.

In the drawings, the broken lines immediately adjacent to the outer edges of the tire shoulder represent boundaries of the claim, and the broken lines depict environmental subject matter only and form no part of the claimed design.

1 Claim, 9 Drawing Sheets



(56)

References Cited

U.S. PATENT DOCUMENTS

D595,220 S 6/2009 Maxwell D12/590
 D619,958 S 7/2010 Maxwell D12/586
 D641,690 S * 7/2011 Kato D12/603
 D649,110 S 11/2011 Hurtz et al. D12/601
 D665,730 S * 8/2012 Yoshimura D12/584
 D667,363 S * 9/2012 Kudo D12/603
 D668,208 S 10/2012 Brown et al. D12/588
 D668,598 S 10/2012 Hughes et al. D12/521
 D668,601 S 10/2012 Brown, IV et al. D12/588
 D686,567 S * 7/2013 Fu D12/603
 D712,343 S 9/2014 Wakishimia D12/588
 D713,325 S 9/2014 Maxwell et al. D12/521
 D733,036 S 6/2015 Kuwano D12/521
 D735,122 S 7/2015 Grote et al. D12/601
 D736,697 S 8/2015 Leocadio et al. D12/601
 D737,754 S 9/2015 Bourel et al. D12/594
 D753,054 S * 4/2016 Fujita D12/585
 D756,295 S 5/2016 Pingenat et al. D12/588
 D760,151 S * 6/2016 Hayashi D12/584
 D761,196 S 7/2016 Dixon et al. D12/601
 D765,585 S 9/2016 Fujii D12/601
 D768,562 S * 10/2016 Kato D12/584
 D771,554 S * 11/2016 Garcia D12/574
 D780,678 S 3/2017 Maxwell et al. D12/595
 D781,781 S 3/2017 Schimmoeller, Jr. D12/594
 D782,965 S * 4/2017 Fontaine D12/584
 D784,914 S * 4/2017 Fontaine D12/584

D789,870 S 6/2017 Dixon et al. D12/521
 D792,839 S 7/2017 Maxwell et al. D12/595
 D794,542 S 8/2017 Tahon et al. D12/528
 D800,637 S 10/2017 Nguyen et al. D12/521
 D803,768 S 11/2017 Leocadio et al. D12/588
 D812,550 S 3/2018 Digman et al. D12/588
 D813,149 S 3/2018 Dixon D12/588
 D817,858 S 5/2018 Poling et al. D12/590
 D830,956 S 10/2018 Mishima D12/521
 D842,229 S 3/2019 Schoeppner et al. D12/588
 D853,949 S 7/2019 Zimmerman et al. D12/601
 D862,369 S 10/2019 Pribula et al. D12/521
 D867,265 S 11/2019 Proietti et al. D12/523
 D867,274 S * 11/2019 Roberts D12/597
 D882,508 S * 4/2020 Herbeuval D12/603
 D886,034 S * 6/2020 Pribula D12/584
 D886,716 S * 6/2020 Pribula D12/582
 D926,109 S * 7/2021 de Briey-Terlinden D12/531

OTHER PUBLICATIONS

U.S. Appl. No. 29/692,167, filed May 23, 2019, Digman, et al.,
 Goodyear.
 U.S. Appl. No. 29/709,318, filed Oct. 14, 2019, Digman, et al.,
 Goodyear.
 U.S. Appl. No. 29/709,920, filed Oct. 18, 2019, Burnworth, et al.,
 Goodyear.

* cited by examiner

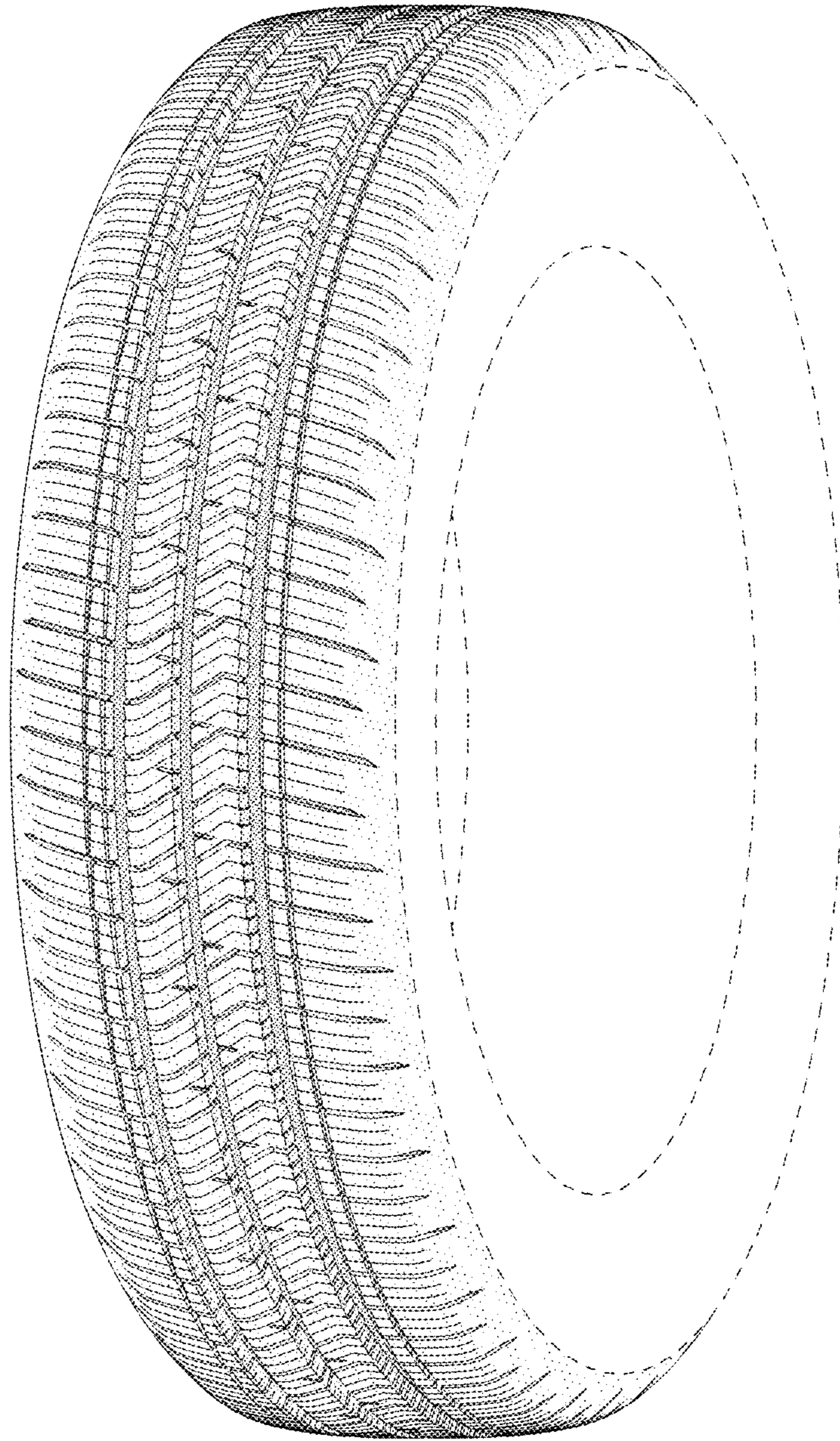


FIG - 1

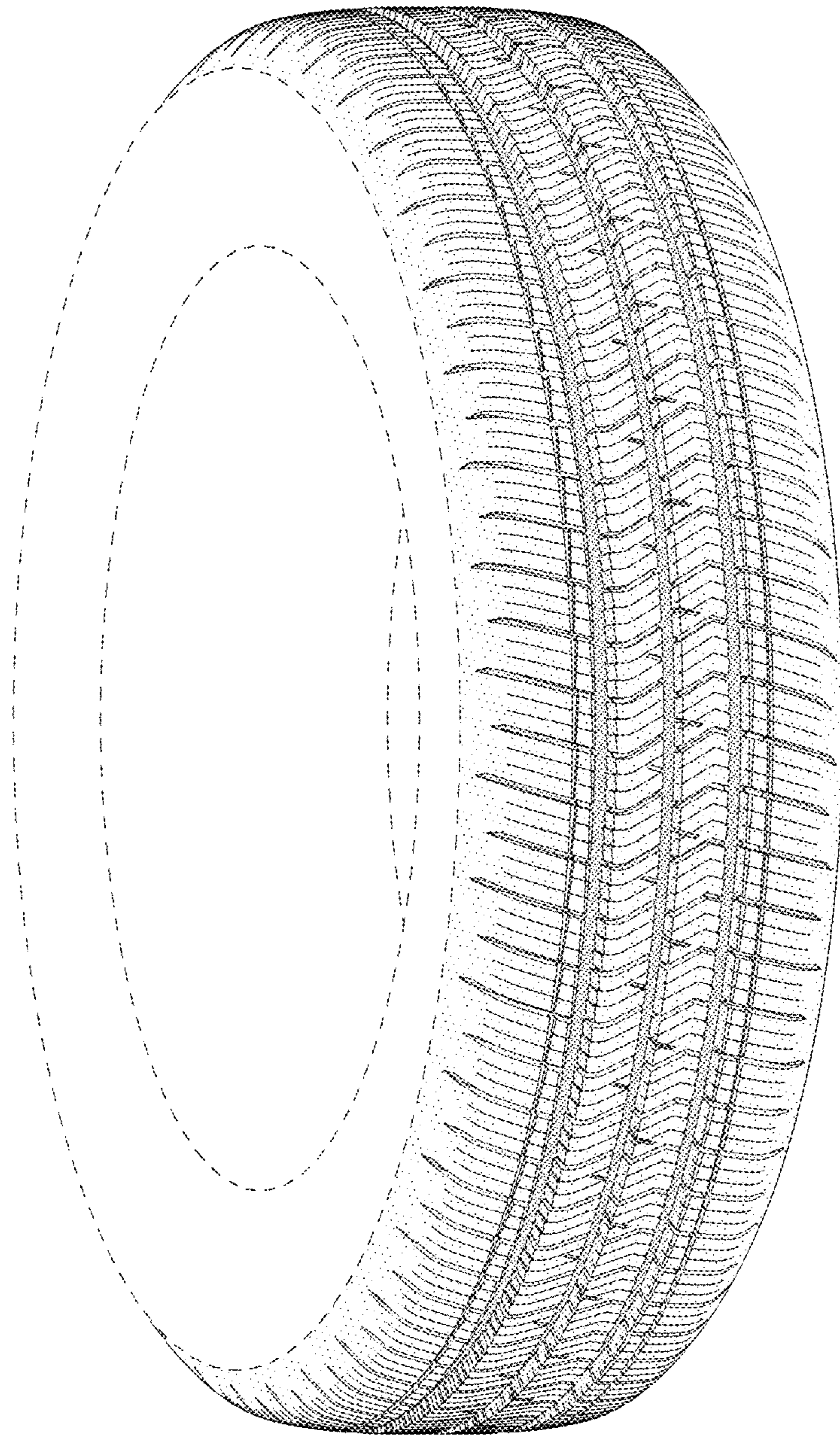


FIG - 2

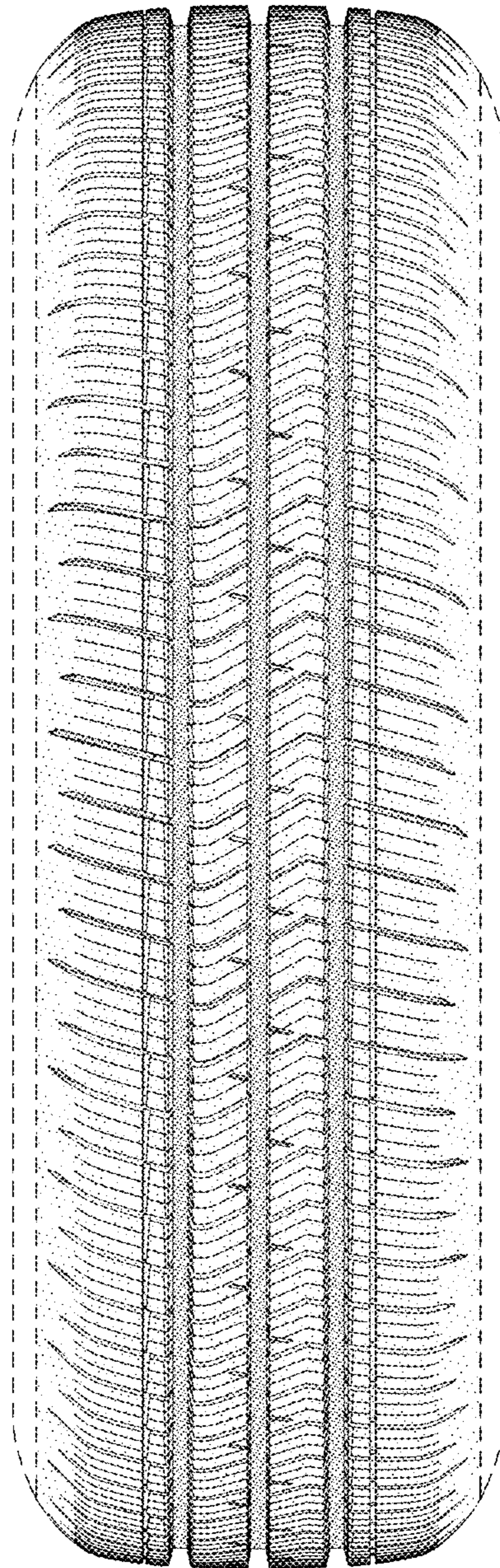


FIG - 3

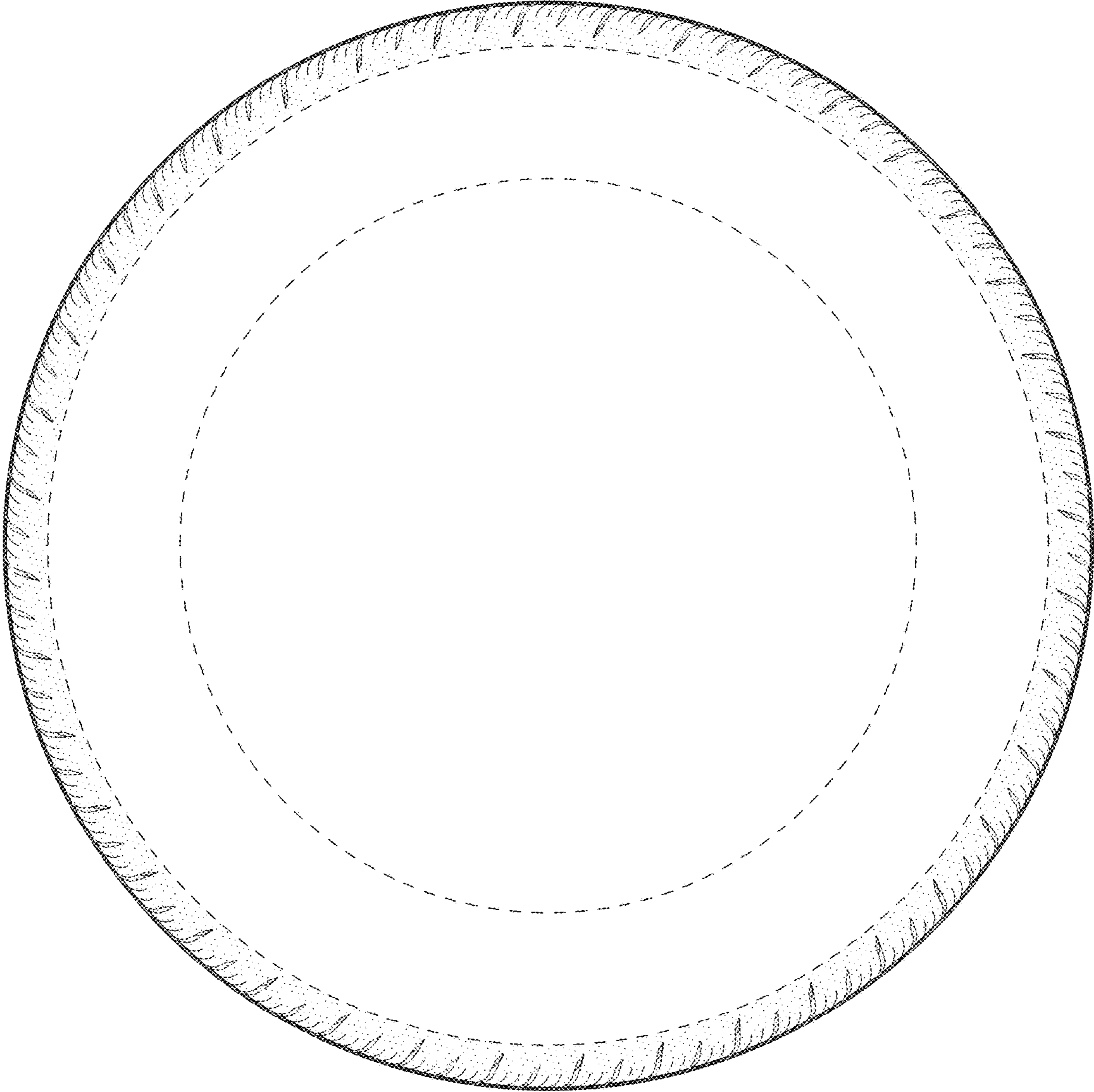


FIG - 4

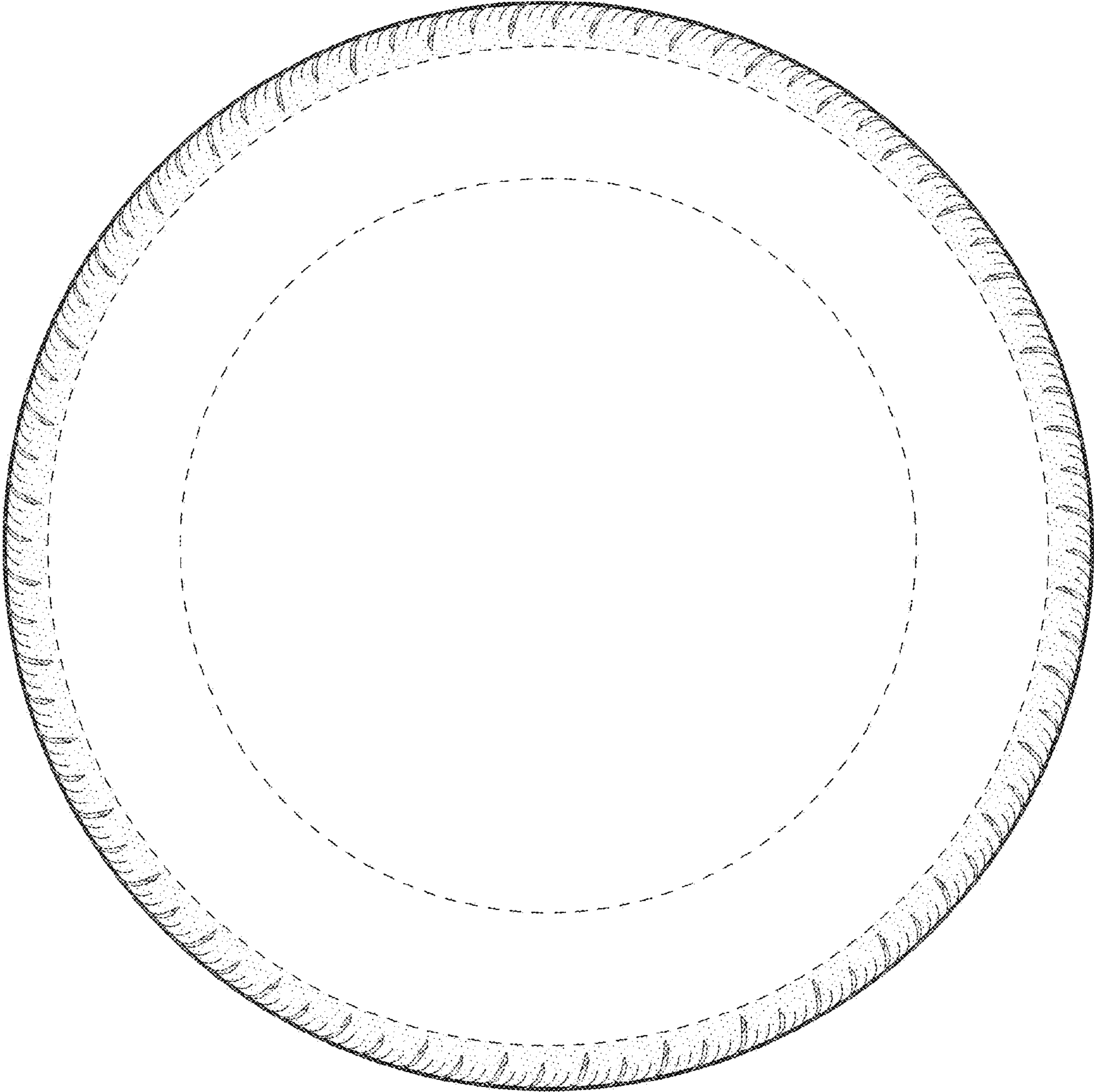


FIG - 5

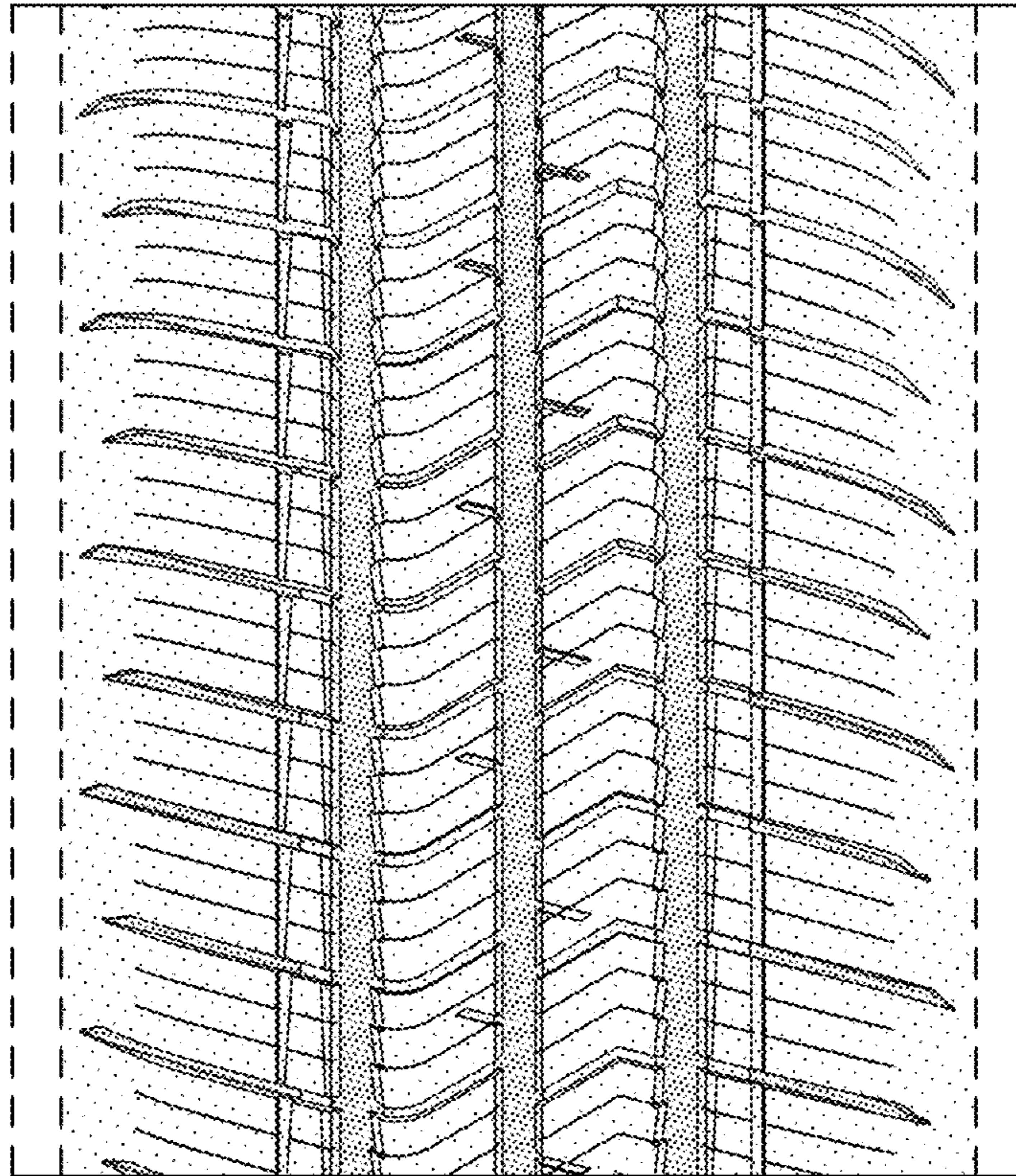


FIG - 6

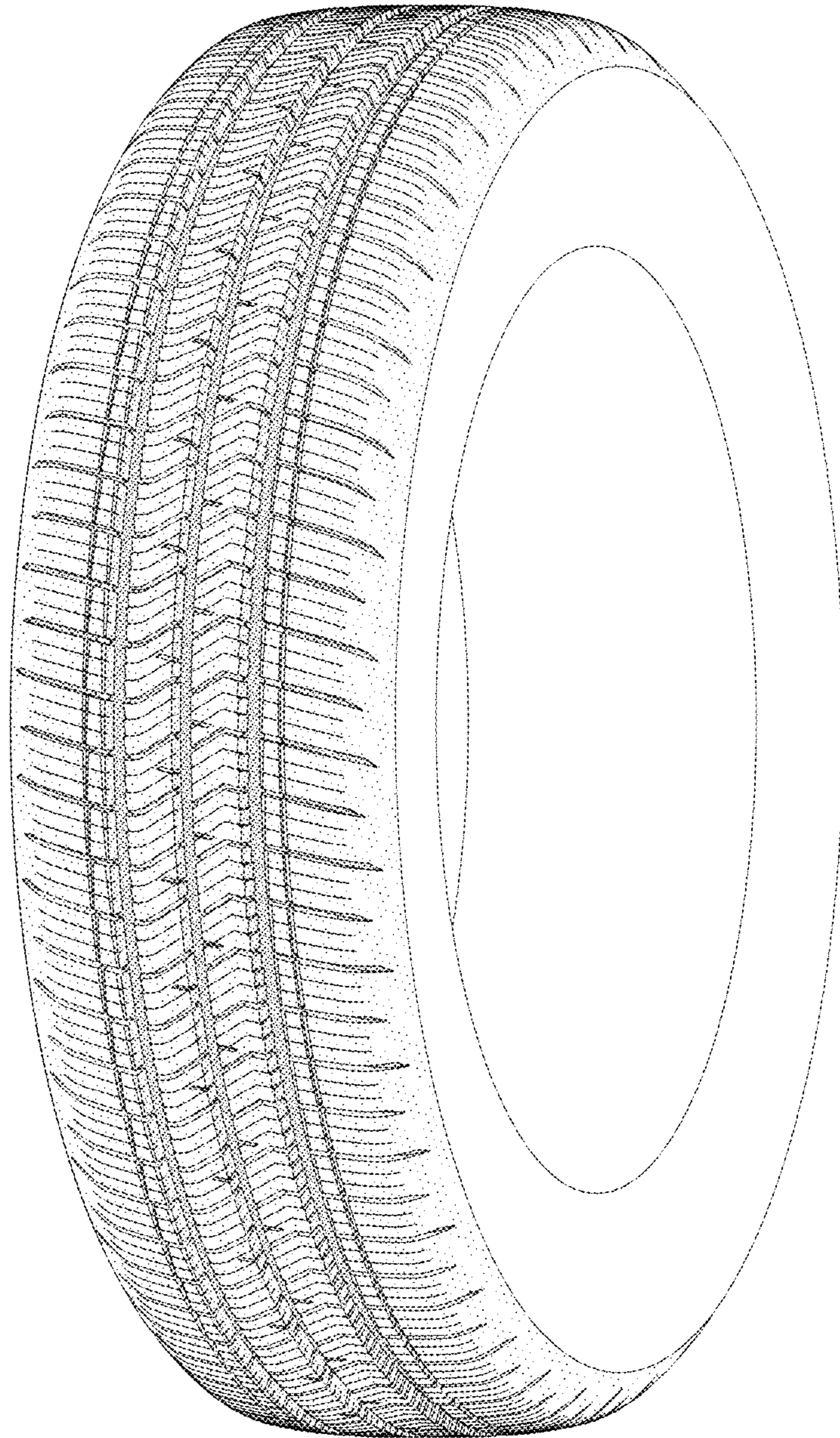


FIG - 7

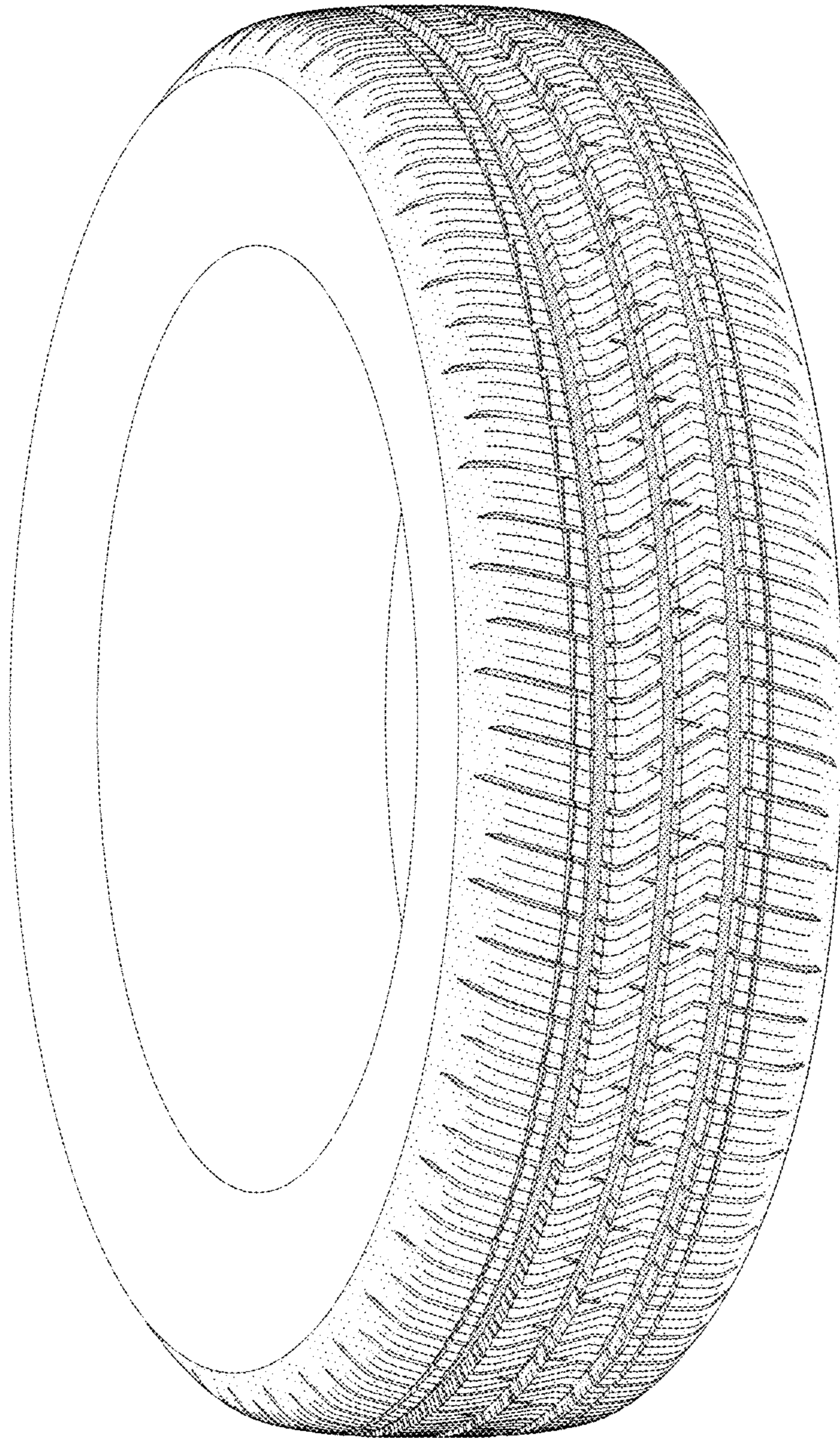


FIG - 8

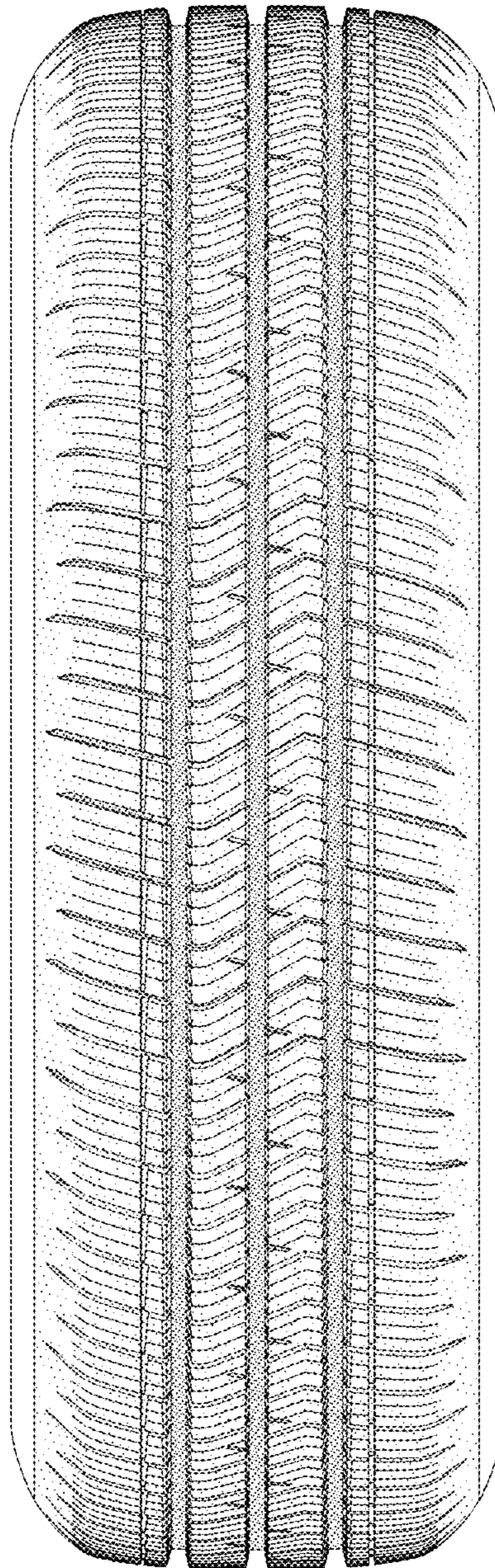


FIG - 9