



US00D937175S

(12) **United States Design Patent**
Tran

(10) **Patent No.:** **US D937,175 S**

(45) **Date of Patent:** **** *Nov. 30, 2021**

(54) **WHEEL**

(71) Applicant: **Wheel Pros, LLC**, Greenwood Village, CO (US)

(72) Inventor: **Peter Tran**, Lake Hughes, CA (US)

(*) Notice: This patent is subject to a terminal disclaimer.

(**) Term: **15 Years**

(21) Appl. No.: **29/750,823**

(22) Filed: **Sep. 16, 2020**

(51) **LOC (13) Cl.** **12-16**

(52) **U.S. Cl.**
USPC **D12/209**

(58) **Field of Classification Search**
USPC D12/204–213; D21/563
CPC B60B 7/00; B60B 7/02; B60B 7/04; B60B 7/01; B60B 7/06; B60B 3/02; B60B 3/04; B60B 3/06; B60B 3/10; B60B 1/00; B60B 1/08; B60B 1/10; B60B 1/12
See application file for complete search history.

(56) **References Cited**

U.S. PATENT DOCUMENTS

D273,102 S	3/1984	Woodward	
D316,844 S *	5/1991	Peloquin	D12/209
D395,031 S *	6/1998	Timm	D12/209
D407,365 S *	3/1999	Nogal	D12/209
D419,943 S *	2/2000	Roesianto	D12/209
D420,319 S *	2/2000	Ruslan	D12/209
D420,638 S *	2/2000	Herrera	D12/209
D433,372 S *	11/2000	Donikoglu	D12/209
D436,338 S *	1/2001	Hussaini	D12/209
D453,724 S	2/2002	Hodges	
D464,010 S	10/2002	Chung	
D519,433 S	4/2006	Finn	

D550,600 S	9/2007	Celik	
D576,093 S	9/2008	Chung	
D582,827 S	12/2008	Musser	
D612,316 S	3/2010	Sanschagrin	
D651,959 S *	1/2012	Groom	D12/209
D680,938 S	4/2013	Hale	
D711,304 S	8/2014	Chung	
D723,444 S *	3/2015	Hodges	D12/209
D758,276 S	6/2016	Lickliter	
D788,002 S *	5/2017	Bridan	D12/209
D800,630 S	10/2017	Tran	
D817,843 S *	5/2018	Hale, Jr.	D12/209
D822,575 S	7/2018	Chung	
D824,314 S	7/2018	Chung	
D824,316 S	7/2018	Tran	
D829,152 S	9/2018	Caldwell	
D830,265 S *	10/2018	Chung	D12/209
D835,022 S	12/2018	Kong	
D842,186 S	3/2019	Kong	
D843,914 S *	3/2019	Ash	D12/209
D845,861 S	4/2019	Tran	
D849,657 S	5/2019	Kong	
D860,901 S	9/2019	Lickliter	
D867,964 S *	11/2019	Selipanov	D12/209
D870,631 S *	12/2019	Ash	D12/209
D871,301 S *	12/2019	Meng	D12/209
D902,109 S *	11/2020	Han	D12/209
D904,963 S	12/2020	Hale, Jr.	

(Continued)

Primary Examiner — Stacia A Cadmus

(74) *Attorney, Agent, or Firm* — Eric Hanscom

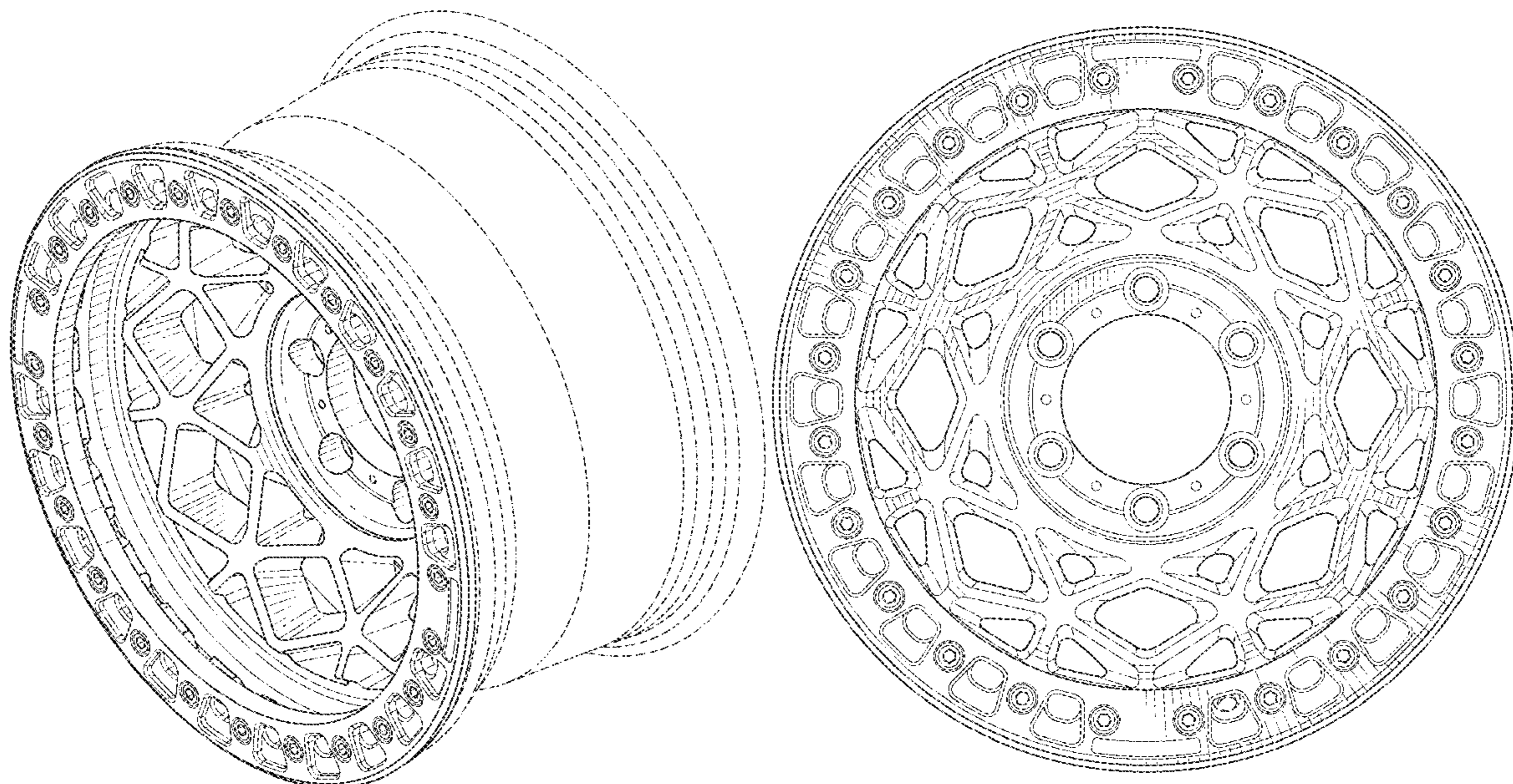
(57) **CLAIM**

The ornamental design for a wheel, as shown and described.

DESCRIPTION

FIG. 1 is a perspective view of a wheel showing my new design; and, FIG. 2 is a front view thereof. In the drawings the broken lines depict portions of the wheel that form no part of the claimed design.

1 Claim, 2 Drawing Sheets



(56)

References Cited

U.S. PATENT DOCUMENTS

D908,578 S *	1/2021	Nakano	D12/209
D911,910 S *	3/2021	Hale, Jr.	D12/209
D914,571 S *	3/2021	Chartier	D12/209
D915,982 S *	4/2021	Piaskowski	D12/209

* cited by examiner

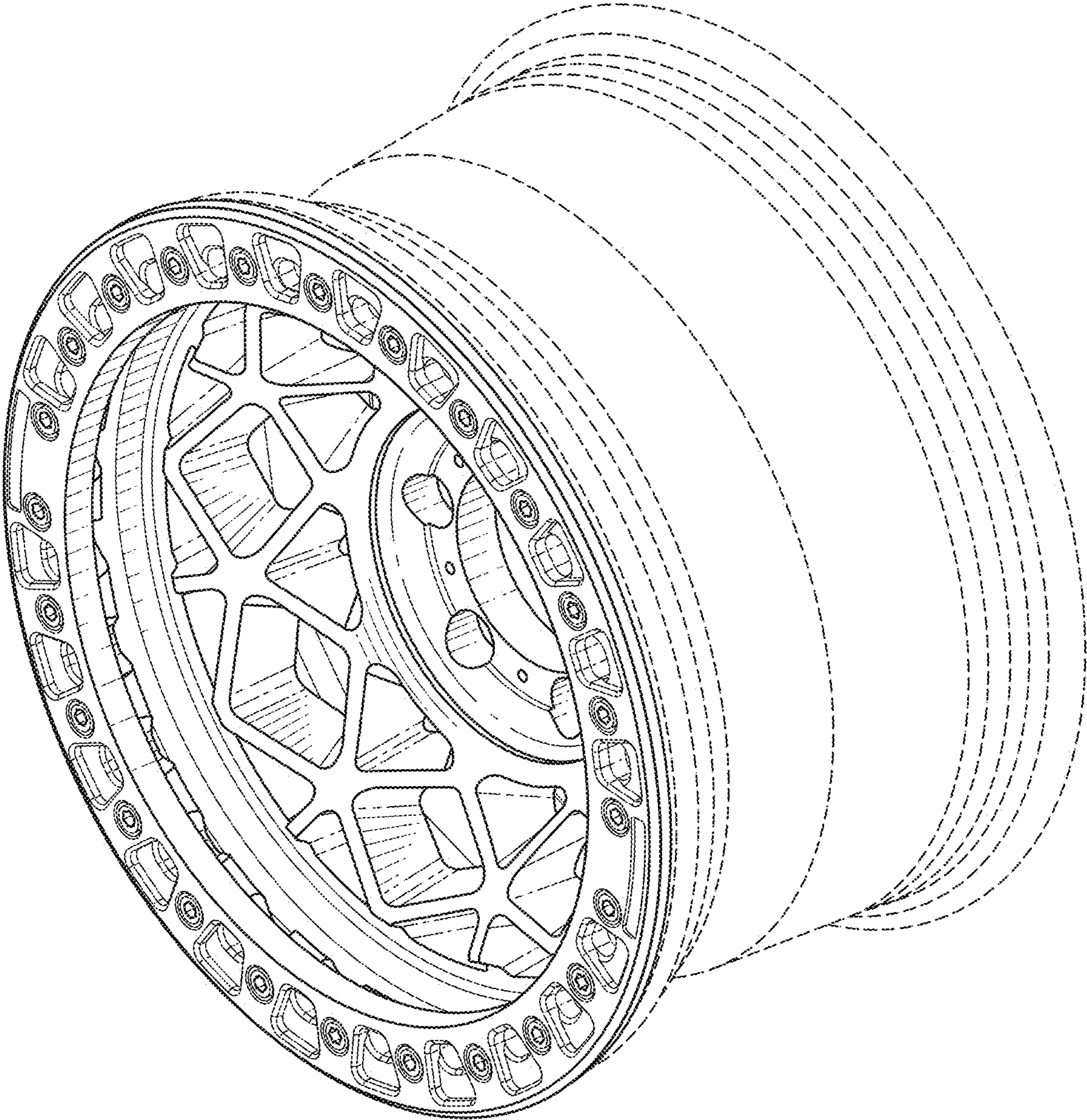


FIG. 1




FIG. 2