



US00D937150S

(12) **United States Design Patent** (10) **Patent No.:** **US D937,150 S**
Wraith et al. (45) **Date of Patent:** **** Nov. 30, 2021**

(54) **VEHICLE FRONT BUMPER COVER**

D475,664 S * 6/2003 Chiang D12/169
D479,822 S * 9/2003 Yokomaku D12/169
D483,707 S * 12/2003 Satou D12/169
D492,628 S * 7/2004 Bond D12/169

(71) Applicant: **Ford Global Technologies, LLC,**
Dearborn, MI (US)

(Continued)

(72) Inventors: **Paul Wraith**, West Bloomfield, MI (US); **Martin B. Coons**, Detroit, MI (US); **Anthony Meyer**, Royal Oak, MI (US); **Young Kwon**, Cologne (DE); **Joseph F. Denatale, Jr.**, Royal Oak, MI (US)

FOREIGN PATENT DOCUMENTS

CN 108177617 A * 6/2018

(73) Assignee: **Ford Global Technologies, LLC,**
Dearborn, MI (US)

OTHER PUBLICATIONS

2021 Bronco Base, Published date unavailable [online], [retrieved on Aug. 13, 2021]. Retrieved from the Internet: <https://shop.ford.com/configure/bronco/config/exterior/Config%5B%7CFord%7CBronco%7C2021%7C1%7C1.%7C101A.E5B..YZ...RET.%5D> (Year: 2021).*

(Continued)

(**) Term: **15 Years**

Primary Examiner — Christian P. McLean

(21) Appl. No.: **29/726,372**

Assistant Examiner — Adam C Mager

(22) Filed: **Mar. 3, 2020**

(74) *Attorney, Agent, or Firm* — Michael Spenner

(51) **LOC (13) Cl.** **12-16**

(52) **U.S. Cl.**
USPC **D12/169**

(58) **Field of Classification Search**
USPC D12/82, 86, 88, 89, 90, 91, 92, 93, 96, D12/163, 164, 165, 166, 167, 169, 170, D12/171, 172, 173, 181, 184, 185, 190, D12/192, 196, 216, 223, 400; D21/533, D21/548, 552, 561
CPC B60R 19/00; B60R 19/02; B60R 19/04; B60R 19/16; B60R 19/18; B60R 19/24; B60R 19/26; B60R 19/44; B60R 19/48; B60R 19/52; B60R 19/56; B60R 2019/007; B60R 2019/522; B60R 2019/527; B60R 2019/1886; B62D 25/02; B62D 25/08; B62D 25/16
See application file for complete search history.

DESCRIPTION

(57) **CLAIM**
The ornamental design for a vehicle front bumper cover, as shown and described.
FIG. 1 is a front elevational view of a vehicle front bumper cover, showing our new design;
FIG. 2 is a left side elevational view thereof;
FIG. 3 is a right side elevational view thereof;
FIG. 4 is a top plan view thereof;
FIG. 5 is a bottom plan view thereof;
FIG. 6 is a top, front and left side perspective view thereof;
and,
FIG. 7 is a bottom, front and left side perspective view thereof.

The claimed design is indicated by the relatively dark portions in the figures. The de-emphasized and relatively light portions form no part of the claimed design.

1 Claim, 7 Drawing Sheets

(56) **References Cited**

U.S. PATENT DOCUMENTS

D400,144 S * 10/1998 Hellhake D12/169
D445,073 S * 7/2001 Tirey D12/169
D455,988 S * 4/2002 McGuiness D12/171



(56)

References Cited

U.S. PATENT DOCUMENTS

D497,335 S * 10/2004 Bird D12/169
 D531,099 S * 10/2006 Wu D12/169
 D532,727 S * 11/2006 Schiavone D12/169
 D535,225 S * 1/2007 Tsai D12/169
 D545,248 S * 6/2007 Angelo D12/169
 D562,197 S * 2/2008 Ellis D12/169
 D585,340 S * 1/2009 Sinkwitz D12/163
 D590,752 S * 4/2009 Williams D12/169
 D645,799 S * 9/2011 Beigel D12/169
 D713,305 S * 9/2014 Sperling D12/169
 D721,303 S * 1/2015 Platto D12/169
 D721,621 S * 1/2015 Platto D12/169
 D737,739 S * 9/2015 Hanson D12/169
 D744,390 S * 12/2015 Vena D12/169
 D760,133 S * 6/2016 Bennett D12/171
 D777,617 S * 1/2017 Platto D12/169
 D777,619 S * 1/2017 Barajas D12/171
 D778,213 S * 2/2017 Platto D12/169
 D793,297 S * 8/2017 Smith D12/169
 D803,734 S * 11/2017 Bennett D12/169
 D811,284 S * 2/2018 Granlund D12/169
 D817,825 S * 5/2018 Anderson D12/169
 D845,844 S * 4/2019 Langhals D12/169
 D845,845 S * 4/2019 Goodrich D12/169
 D845,846 S * 4/2019 Goodrich D12/169
 D845,847 S * 4/2019 Piscitelli D12/169
 D846,459 S * 4/2019 Langhals D12/169
 D846,460 S * 4/2019 Goodrich D12/169
 D846,461 S * 4/2019 Piscitelli D12/169
 D860,078 S * 9/2019 O'Donnell D12/169
 D871,980 S * 1/2020 Bentzen D12/169
 D873,729 S * 1/2020 Rolfs D12/169

D873,730 S * 1/2020 Goodrich D12/169
 D873,731 S * 1/2020 Goodrich D12/169
 D873,734 S * 1/2020 Goodrich D12/171
 D876,998 S * 3/2020 Harriton D12/169
 D878,976 S * 3/2020 Goodrich D12/169
 D881,079 S * 4/2020 Dewitt D12/163
 D889,331 S * 7/2020 O'Donnell D12/169
 D893,365 S * 8/2020 Dewitt D12/169
 D893,366 S * 8/2020 Dewitt D12/169
 D894,046 S * 8/2020 Bischoff D12/87
 D894,803 S * 9/2020 DiCanzio D12/169
 D904,244 S * 12/2020 Wood D12/169
 D911,890 S * 3/2021 Langhals D12/169
 D913,168 S * 3/2021 Yoneyama D12/169
 D918,803 S * 5/2021 Wood D12/171
 D922,272 S * 6/2021 Wraith D12/169
 D924,101 S * 7/2021 Wraith D12/91
 2021/0024023 A1 * 1/2021 Shenaq B60R 21/34

OTHER PUBLICATIONS

Unknown, My observations from seeing see the actual 4-door Bronco raw, unpainted sheet metal shell, Feb. 15, 2020 <https://www.bronco6g.com/forum/threads/my-observations-from-seeing-see-the-actual-4-door-bronco-raw-unpainted-sheet-metal-shell.1048/>.
 Unknown, Here's the 2021 Bronco's Tail Light Shape Illuminated, Feb. 19, 2020 <https://www.bronco6g.com/forum/threads/heres-the-2021-broncos-tail-light-shape-illuminated.1071/>.
 Unknown, 2021 Bronco Interior Spied Undisguised!!, Feb. 25, 2020 <https://www.bronco6g.com/forum/threads/2021-bronco-interior-spied-undisguised.1096/>.

* cited by examiner




Fig. 1

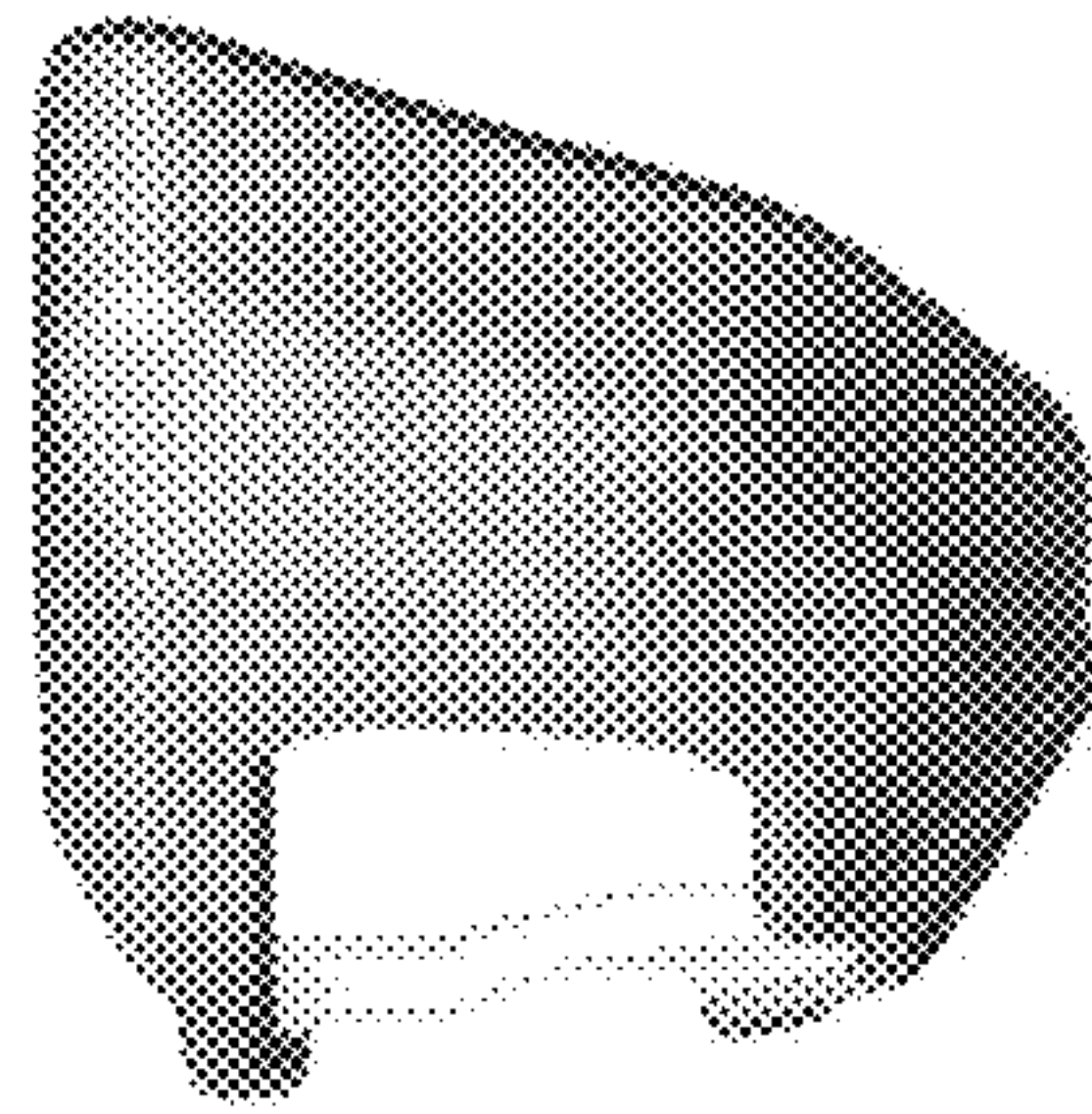


Fig. 2

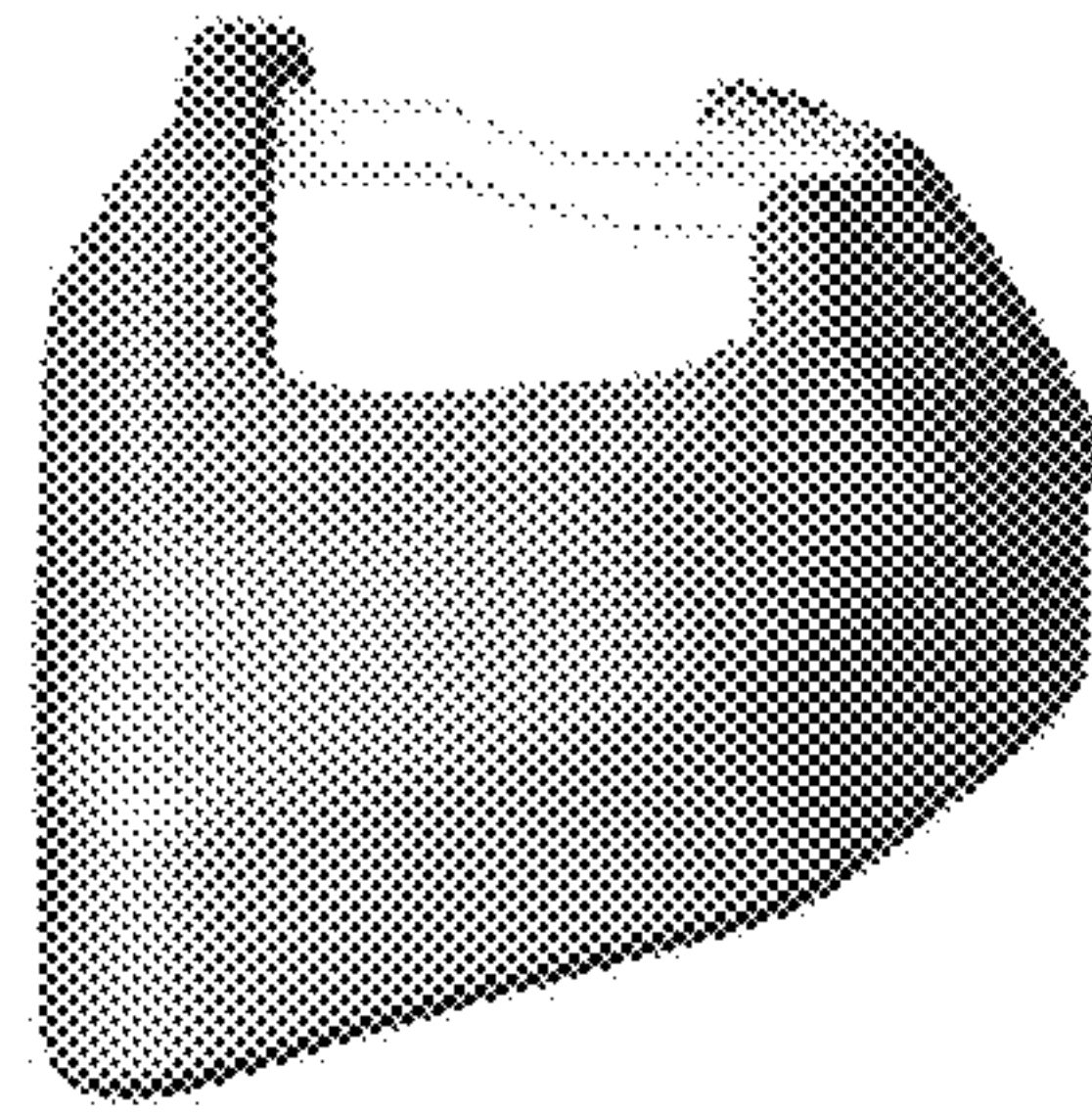


Fig. 3




Fig.4




Fig. 5

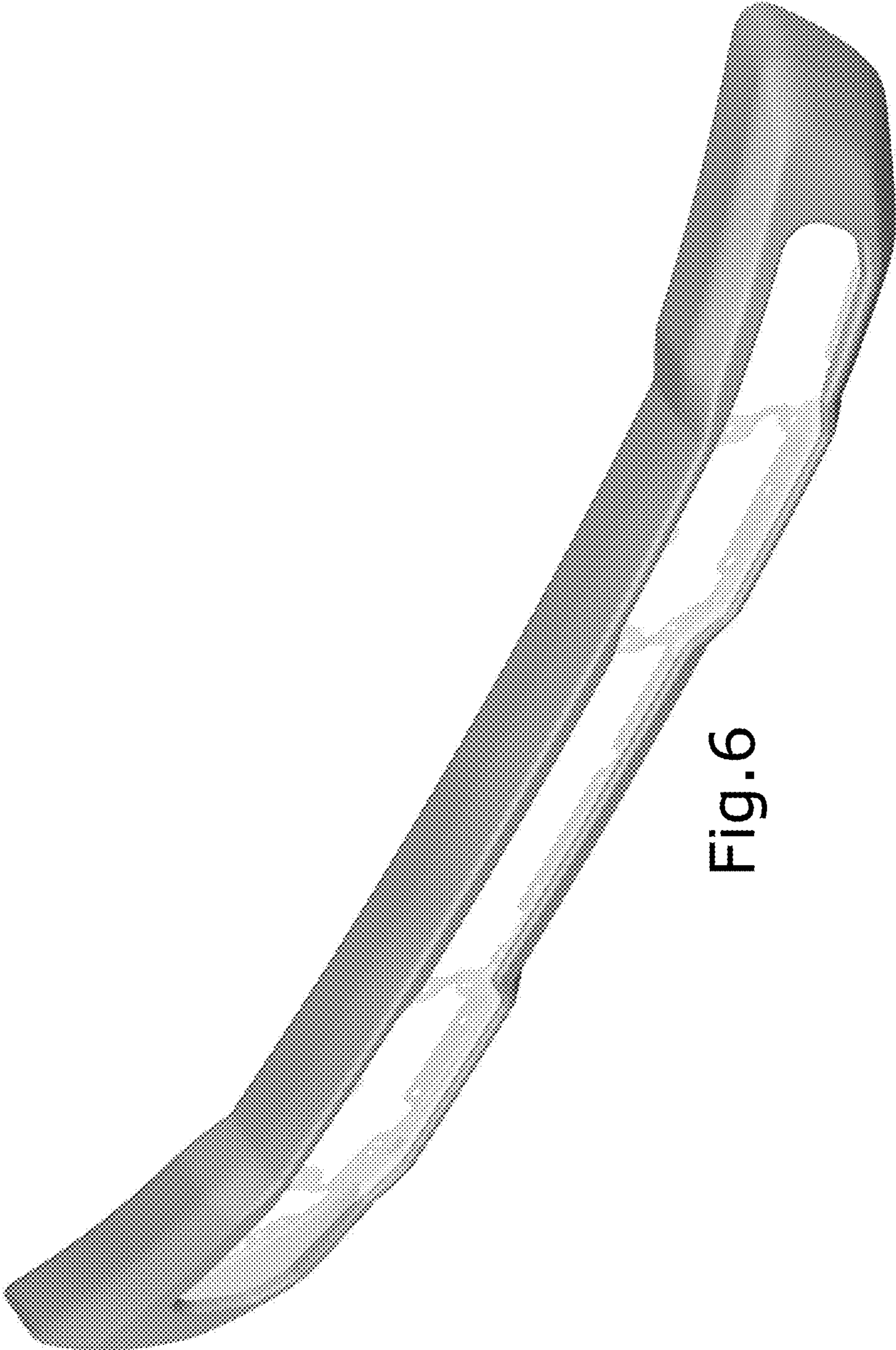


Fig. 6

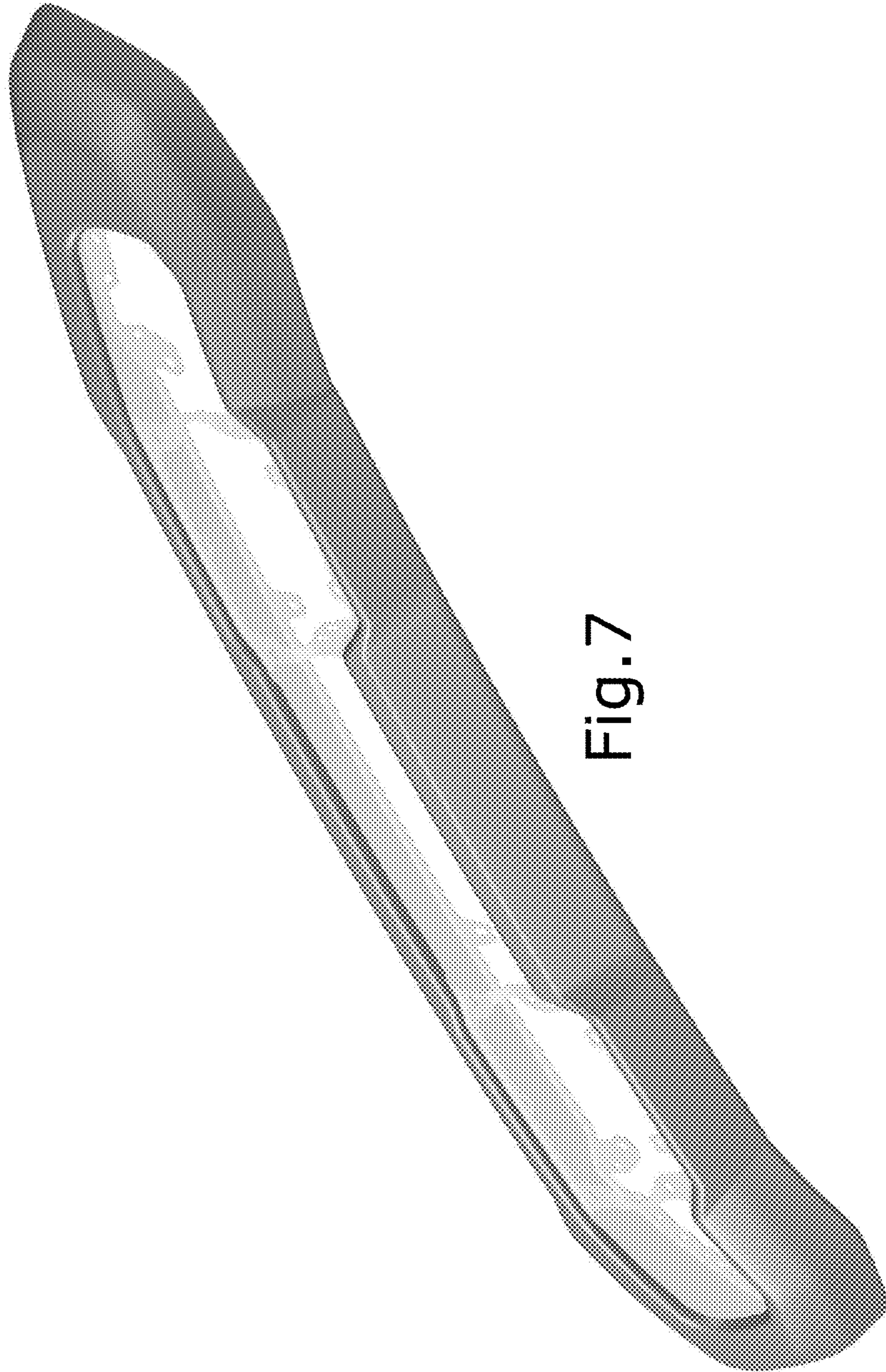


Fig. 7