



US00D937144S

(12) **United States Design Patent** (10) **Patent No.:** **US D937,144 S**
Grand (45) **Date of Patent:** **** Nov. 30, 2021**

(54) **REAR BUMPER**

(71) Applicant: **Jaguar Land Rover Limited**, Coventry (GB)

(72) Inventor: **Simon Grand**, Coventry (GB)

(73) Assignee: **JAGUAR LAND ROVER LIMITED**, Whitley Coventry (GB)

(**) Term: **15 Years**

(21) Appl. No.: **29/701,896**

(22) Filed: **Aug. 15, 2019**

Related U.S. Application Data

(62) Division of application No. 29/622,455, filed on Oct. 17, 2017, now Pat. No. Des. 861,552.

(30) **Foreign Application Priority Data**

Apr. 21, 2017 (EM) 003866961

(51) **LOC (13) Cl.** **12-16**

(52) **U.S. Cl.**
USPC **D12/169**

(58) **Field of Classification Search**

USPC D12/86, 163, 164, 167, 169-172, 216;
D21/424, 427, 433, 483, 533, 548

CPC B60R 19/02; B60R 19/04; B60R 19/18;
B60R 19/24; B60R 19/26; B60R 19/52

See application file for complete search history.

(56) **References Cited**

U.S. PATENT DOCUMENTS

D678,826 S *	3/2013	Akamine	D12/169
D704,602 S *	5/2014	Frenzel	D12/164
D733,013 S *	6/2015	Kamiura	D12/164
D749,468 S *	2/2016	Frascella	D12/169
D786,746 S *	5/2017	Wheel	D12/169
D810,637 S *	2/2018	Wheel	D12/169
D840,290 S *	2/2019	Frascella	D12/164
D861,552 S *	10/2019	Grand	D12/169
D876,292 S *	2/2020	Battams	D12/164

* cited by examiner

Primary Examiner — Leanne Was-Englehart

(74) *Attorney, Agent, or Firm* — Reising Ethington P.C.

(57) **CLAIM**

The ornamental design for a rear bumper, as shown and described.

DESCRIPTION

FIG. 1 is a front right perspective view of a rear bumper.

FIG. 2 is a front left perspective view thereof.

FIG. 3 is a rear right perspective view thereof.

FIG. 4 is a rear left perspective view thereof.

FIG. 5 is a front view thereof.

FIG. 6 is a rear view thereof.


FIG. 7 is a right side view thereof.

FIG. 8 is a left side view thereof.

FIG. 9 is a top view thereof; and,

FIG. 10 is a bottom view thereof.

1 Claim, 10 Drawing Sheets






FIG. 1




FIG. 2




FIG. 3



FIG. 4




FIG. 5




FIG. 6



FIG. 7



FIG. 8

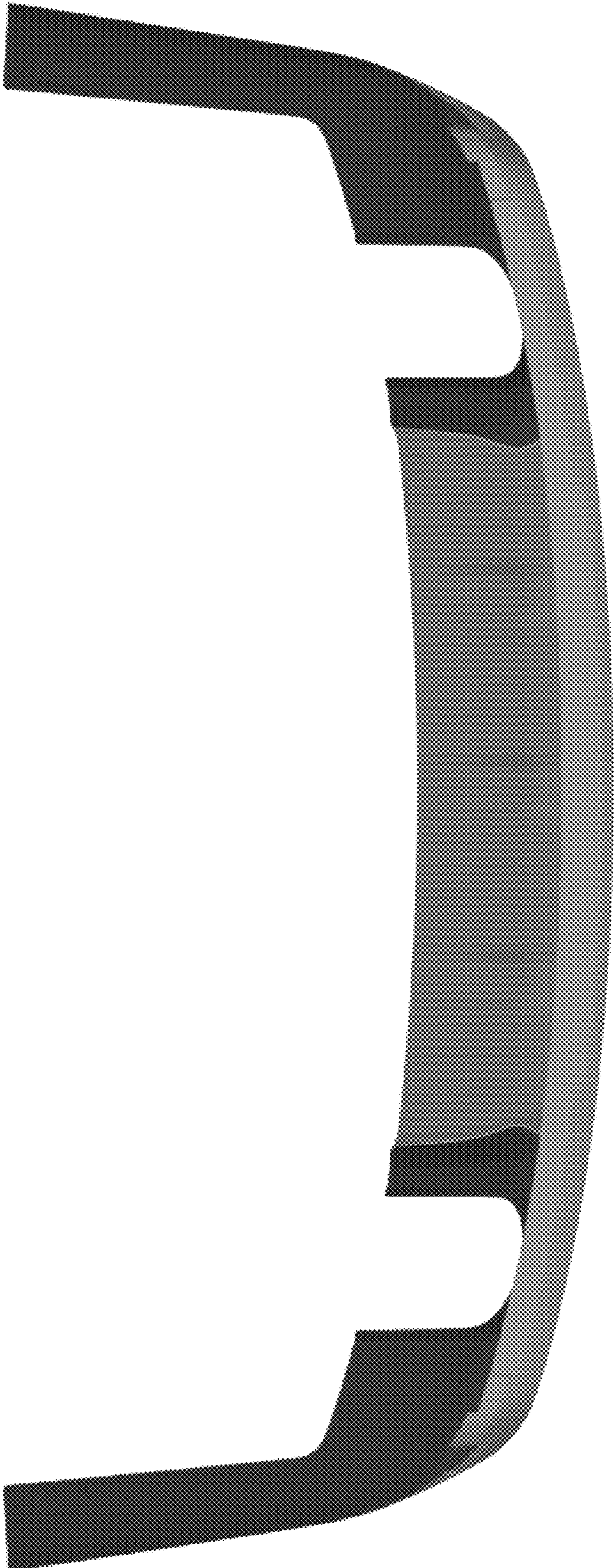


FIG. 9




FIG. 10