



US00D937140S

(12) **United States Design Patent** (10) **Patent No.:** **US D937,140 S**  
**Kim et al.** (45) **Date of Patent:** **\*\* Nov. 30, 2021**

(54) **VEHICLE FRONT UPPER GRILLE**  
(71) Applicant: **Ford Global Technologies, LLC**,  
Dearborn, MI (US)  
(72) Inventors: **Soohyoung Kim**, Northville, MI (US);  
**Damon G. Depeyster**, Northville, MI  
(US); **Gordon M. Platto**, Troy, MI  
(US)

(73) Assignee: **Ford Global Technologies, LLC**,  
Dearborn, MI (US)

(\*\*) Term: **15 Years**

(21) Appl. No.: **29/650,689**

(22) Filed: **Jun. 8, 2018**

(51) **LOC (13) Cl.** ..... **12-16**

(52) **U.S. Cl.**  
USPC ..... **D12/163**

(58) **Field of Classification Search**  
USPC ..... D12/163, 86, 90, 91, 92, 169, 171, 196,  
D12/216; D15/31; 293/113, 115, 117,  
293/120  
CPC . B60R 19/52; B60R 2019/525; B60K 11/085;  
B62D 25/084; H01Q 1/32  
See application file for complete search history.

(56) **References Cited**

U.S. PATENT DOCUMENTS

D610,495 S 2/2010 Bucher et al.  
D691,929 S 10/2013 Betancourt et al.  
D753,555 S 4/2016 Behmer et al.  
D754,038 S 4/2016 Berner et al.  
D774,998 S \* 12/2016 Munakata ..... D12/163

D777,065 S \* 1/2017 Patel ..... D12/163  
D779,396 S \* 2/2017 Patel ..... D12/169  
D805,005 S \* 12/2017 Tomita ..... D12/163  
D817,233 S \* 5/2018 Bucher ..... D12/163  
D817,234 S \* 5/2018 Park ..... D12/163  
D818,885 S \* 5/2018 Seo ..... D12/163  
D819,504 S \* 6/2018 Lalo ..... D12/163  
D819,509 S \* 6/2018 Tanaka ..... D12/163  
9,988,006 B2 \* 6/2018 Aizawa ..... B60R 19/18  
10,077,503 B2 \* 9/2018 Hashimoto ..... B60K 11/08

\* cited by examiner

*Primary Examiner* — Manpreet S Matharu

*Assistant Examiner* — Yolanda Robinson

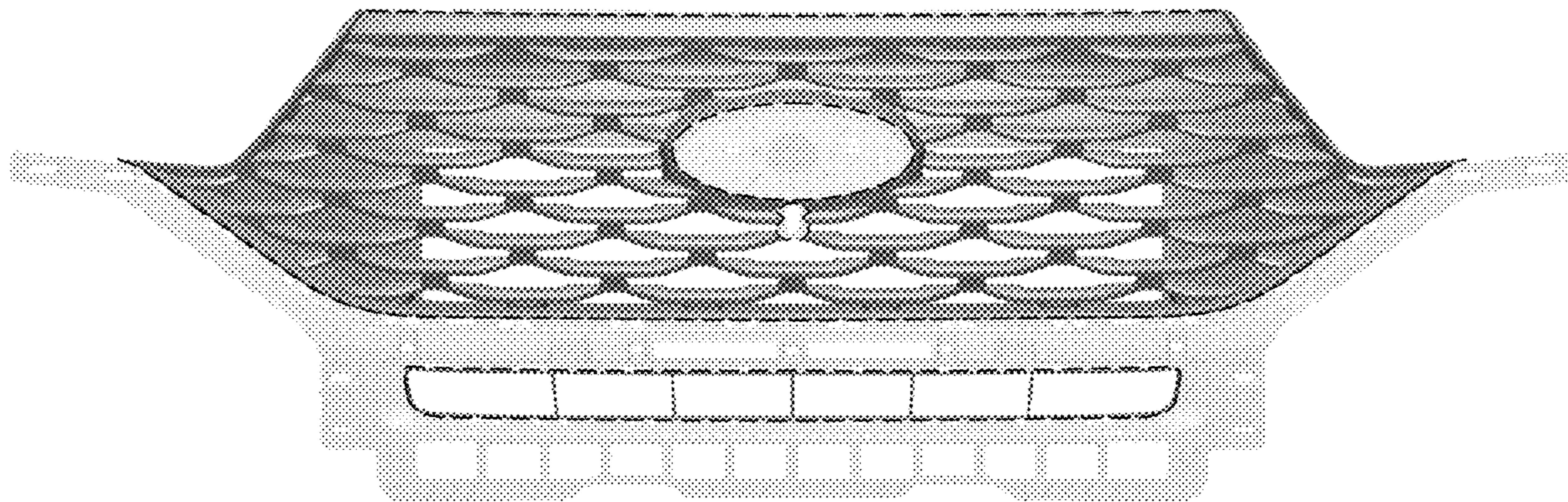
(57) **CLAIM**

The ornamental design for a vehicle front upper grille, as shown and described.

**DESCRIPTION**

FIG. 1 is a front elevational view of a vehicle front upper grille, showing our new design;  
FIG. 2 is a left side elevational view thereof;  
FIG. 3 is a right side elevational view thereof;  
FIG. 4 is a top plan view thereof;  
FIG. 5 is a bottom plan view thereof;  
FIG. 6 is a top, front and left side perspective view thereof;  
and,  
FIG. 7 is a bottom, front and left side perspective view thereof.  
The broken lines depict boundaries of the claim and form no part thereof.  
The portions of the vehicle front upper grille shown in the half tone form no part of the claimed design.

**1 Claim, 7 Drawing Sheets**





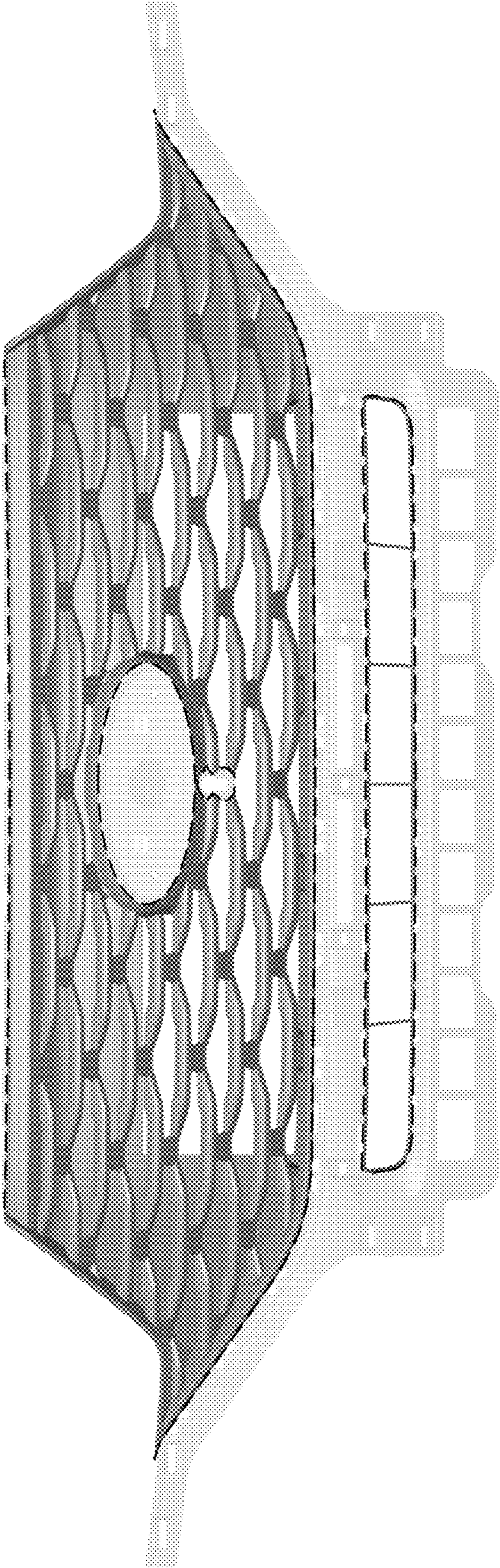


Fig. 1

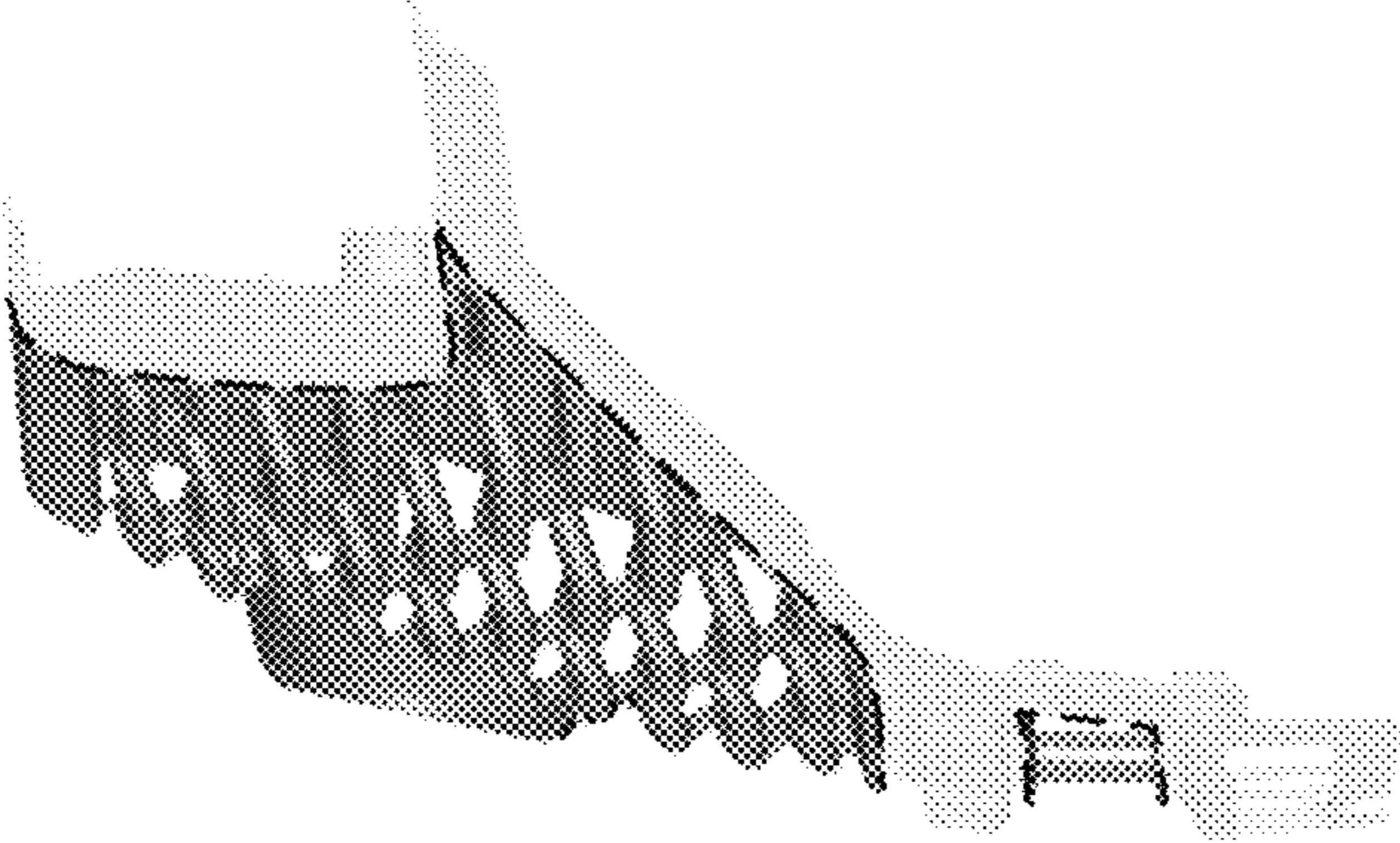


Fig. 2

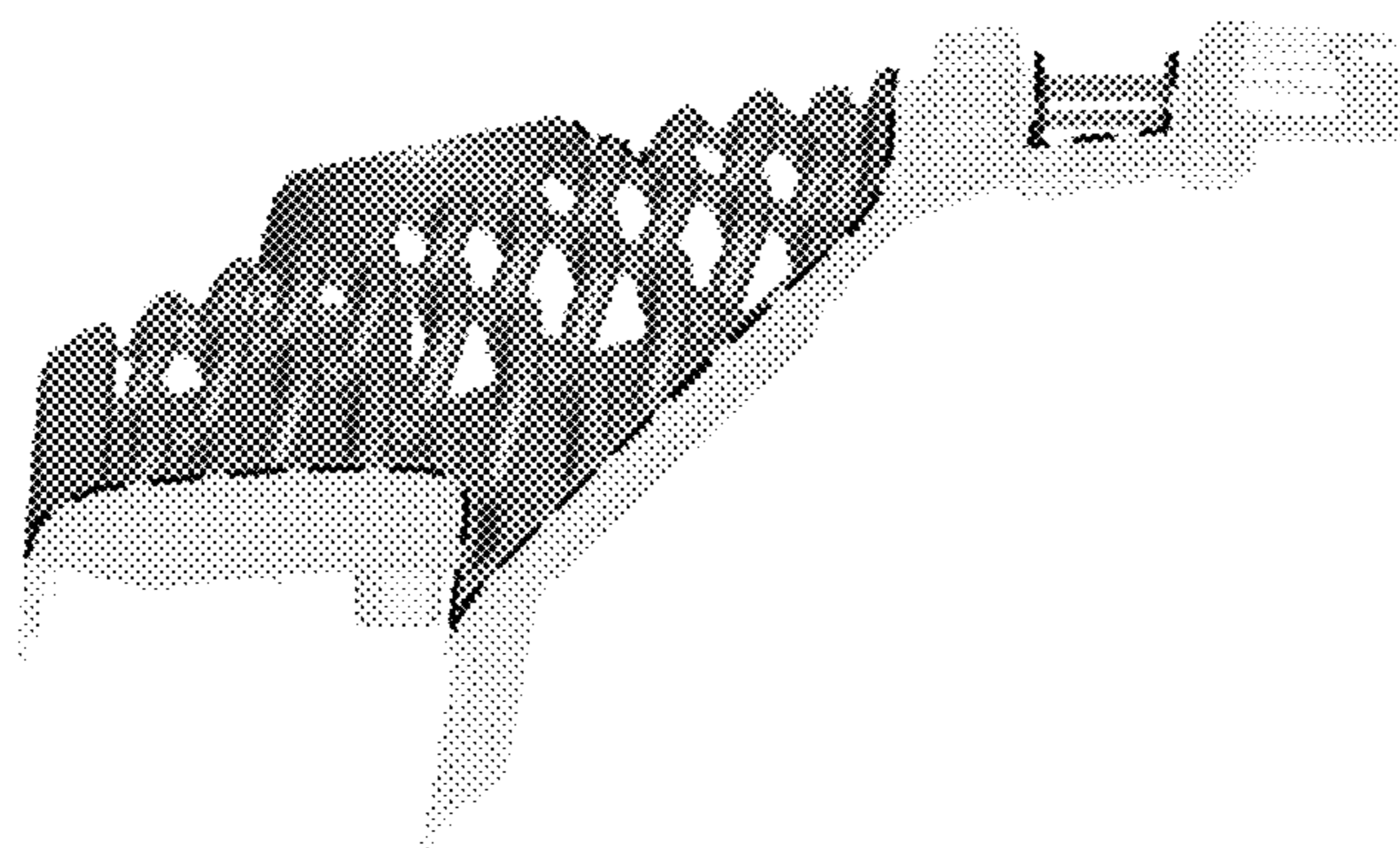


Fig. 3



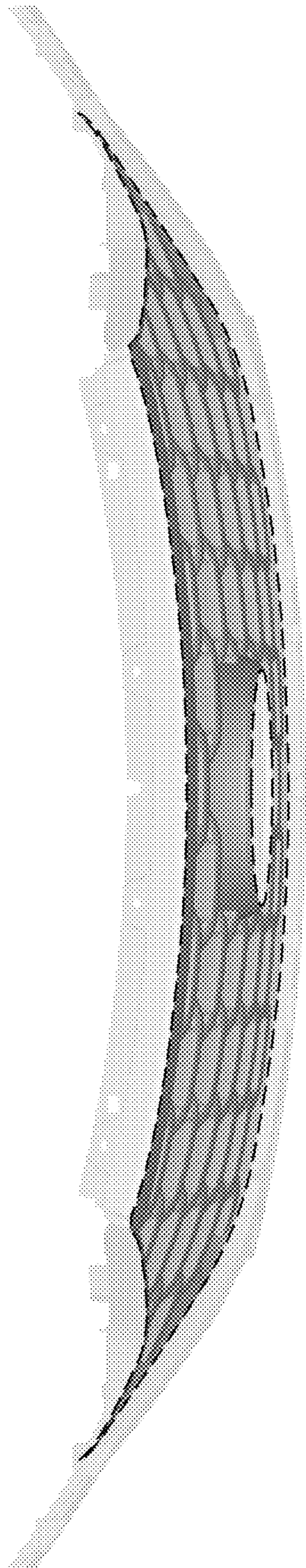


Fig. 4

*Fig. 5*





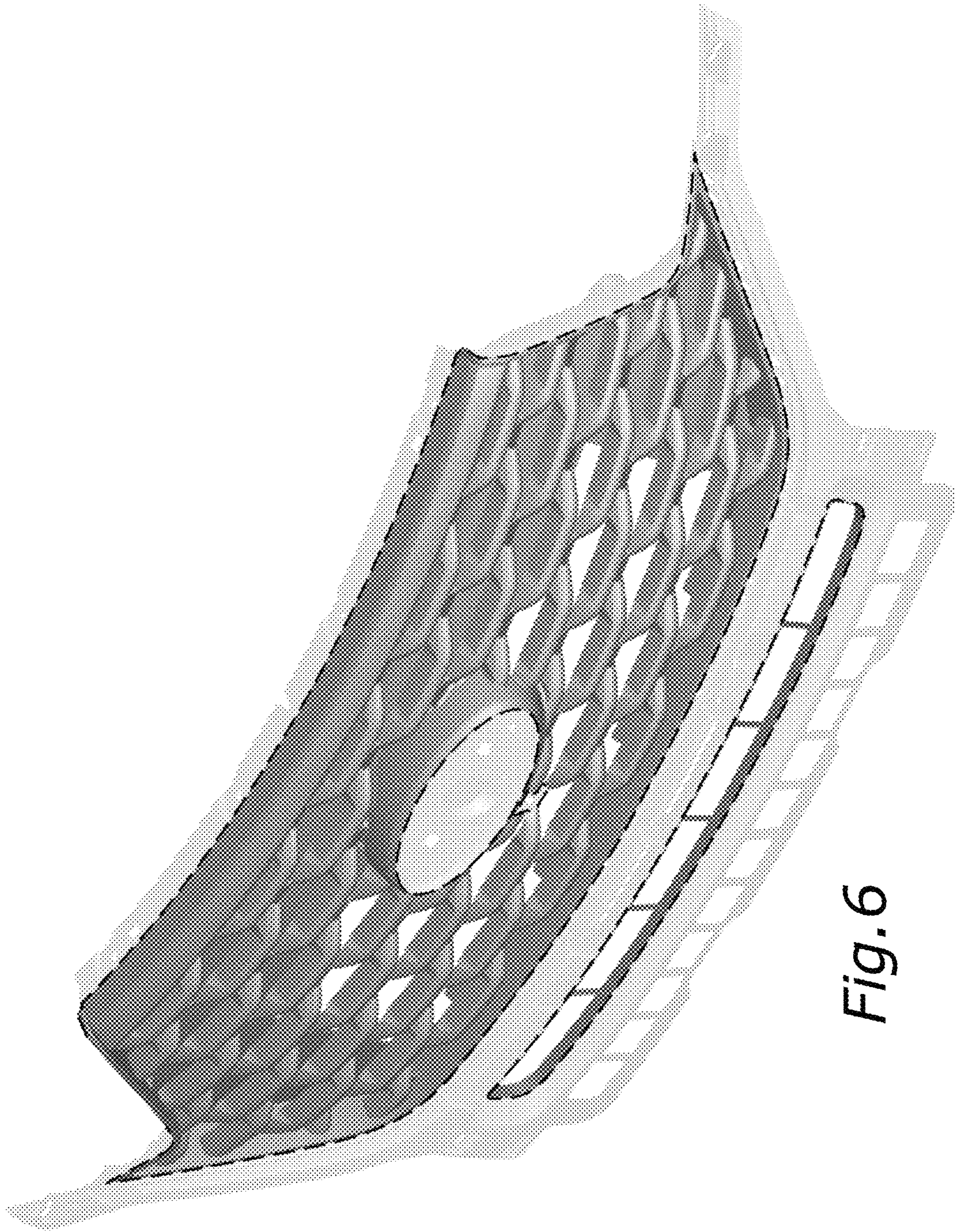


Fig. 6



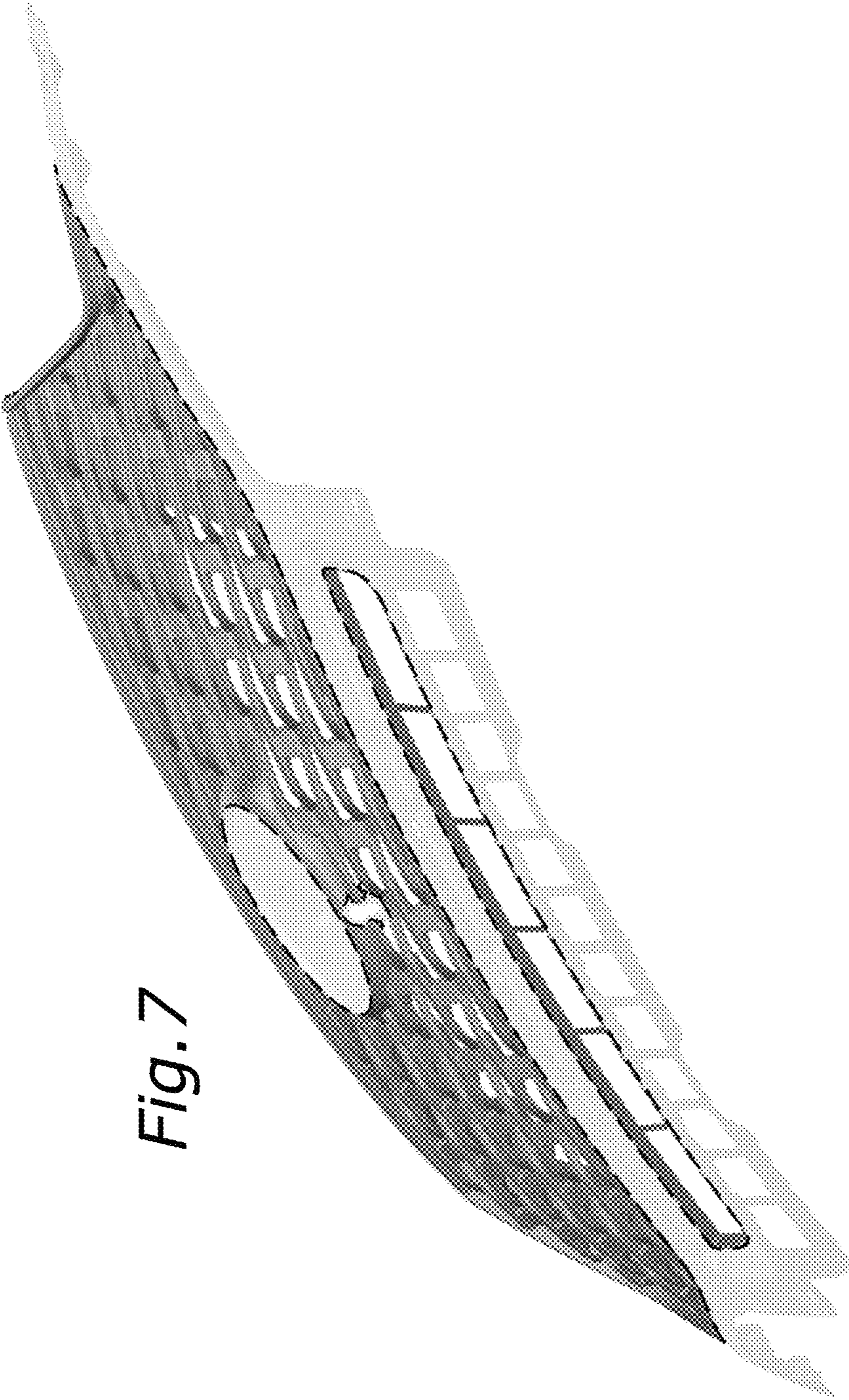


Fig. 7