

US00D937132S

(12) **United States Design Patent**
Bischoff et al.

(10) **Patent No.:** **US D937,132 S**

(45) **Date of Patent:** **** Nov. 30, 2021**

(54) **MOTOR VEHICLE**

(71) Applicant: **VOLKSWAGEN**
AKTIENGESELLSCHAFT,
Wolfsburg (DE)

(72) Inventors: **Klaus Bischoff,** Wolfsburg (DE); **Cihan Akcay,** Wolfsburg (DE); **Dimitri Häberle,** Wolfsburg (DE)

(73) Assignee: **VOLKSWAGEN**
AKTIENGESELLSCHAFT,
Wolfsburg (DE)

(**) Term: **15 Years**

(21) Appl. No.: **29/744,329**

(22) Filed: **Jul. 28, 2020**

(30) **Foreign Application Priority Data**

Apr. 16, 2020 (DE) 40 2020 100 368.9

(51) **LOC (13) Cl.** **12-08**

(52) **U.S. Cl.**
USPC **D12/92**

(58) **Field of Classification Search**
USPC D12/86, 90-92, 88; D21/424, 433, 434;
296/181.1-181.5, 183.1
CPC B62D 25/00; B62D 25/06; B62D 33/00;
B62D 35/00
See application file for complete search history.

(56) **References Cited**

U.S. PATENT DOCUMENTS

D620,840 S * 8/2010 Bischoff D12/91
D626,885 S * 11/2010 Bischoff D12/91
D637,943 S * 5/2011 Bischoff D12/92
D671,034 S * 11/2012 Bischoff D12/91
D671,035 S * 11/2012 Bischoff D12/91

D683,656 S * 6/2013 Bischoff D12/91
D690,231 S * 9/2013 Bischoff D12/91
D691,067 S * 10/2013 Bischoff D12/91
D691,068 S * 10/2013 Bischoff D12/92
D699,157 S * 2/2014 Bischoff D12/92
D701,145 S * 3/2014 Bischoff D12/91
D712,788 S * 9/2014 Bischoff D12/91
D714,689 S * 10/2014 Bischoff D12/92
D740,178 S * 10/2015 Bischoff D12/92
D748,534 S * 2/2016 Bischoff D12/92
D761,697 S * 7/2016 Bischoff D12/92
D791,020 S * 7/2017 Bischoff D12/91
D804,363 S * 12/2017 Bischoff D12/92
D814,355 S * 4/2018 Bischoff D12/91
D826,094 S * 8/2018 Bischoff D12/92
D860,868 S * 9/2019 Bischoff D12/92

(Continued)

Primary Examiner — Melody N Brown

(74) *Attorney, Agent, or Firm* — Lucas & Mercanti, LLP;
Klaus P. Stoffel

(57) **CLAIM**


The ornamental design for a motor vehicle, as shown and described.

DESCRIPTION

FIG. 1 is a front and right side perspective view of a motor vehicle showing our new design;
FIG. 2 is a rear and left side perspective view thereof;
FIG. 3 is a front and left side perspective view thereof;
FIG. 4 is a rear and right side perspective view thereof;
FIG. 5 is a front view thereof;
FIG. 6 is a rear view thereof;
FIG. 7 is a left side view thereof;
FIG. 8 is a right side view thereof; and,
FIG. 9 is a top view thereof.

The wheels and lights of the motor vehicle shown throughout the drawing views in a de-emphasized and faded out half tone manner are for environmental and illustrative purposes and form no part of the claimed design.

1 Claim, 5 Drawing Sheets



(56)

References Cited

U.S. PATENT DOCUMENTS

D875,608 S *	2/2020	Bischoff	D12/92
D892,679 S *	8/2020	Bischoff	D12/88
D895,484 S *	9/2020	Bischoff	D12/88
D904,933 S *	12/2020	Bischoff	D12/91
D906,884 S *	1/2021	Bischoff	D12/91

* cited by examiner




Fig. 1




Fig. 2




Fig. 3




Fig. 4



Fig. 5



Fig. 6

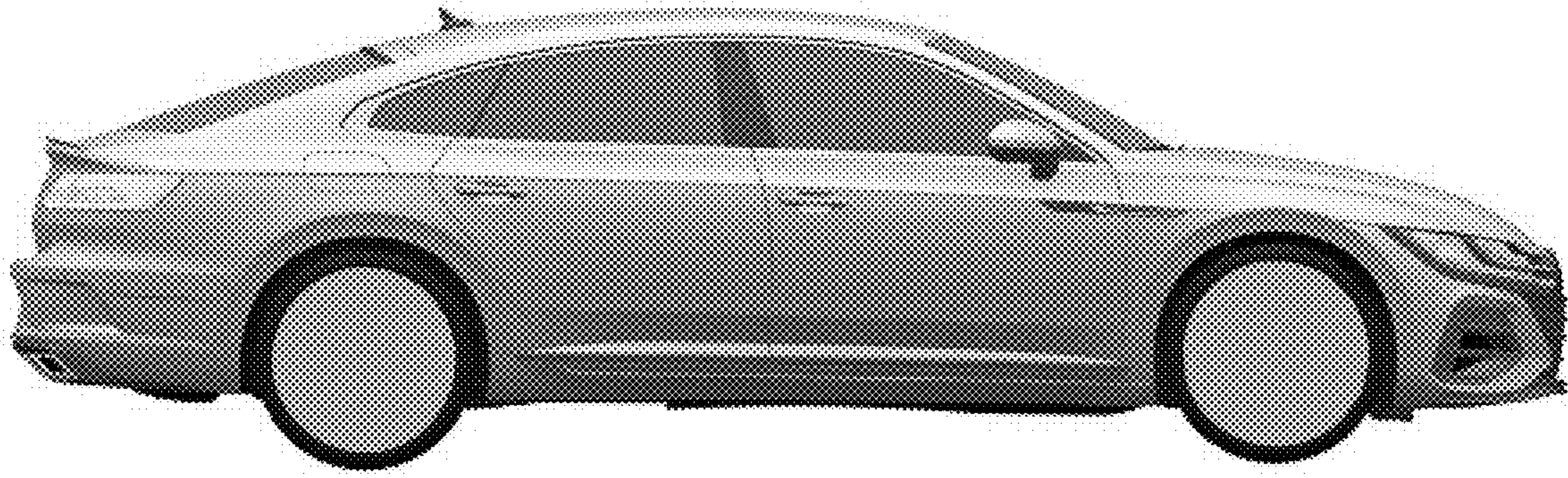


Fig. 7

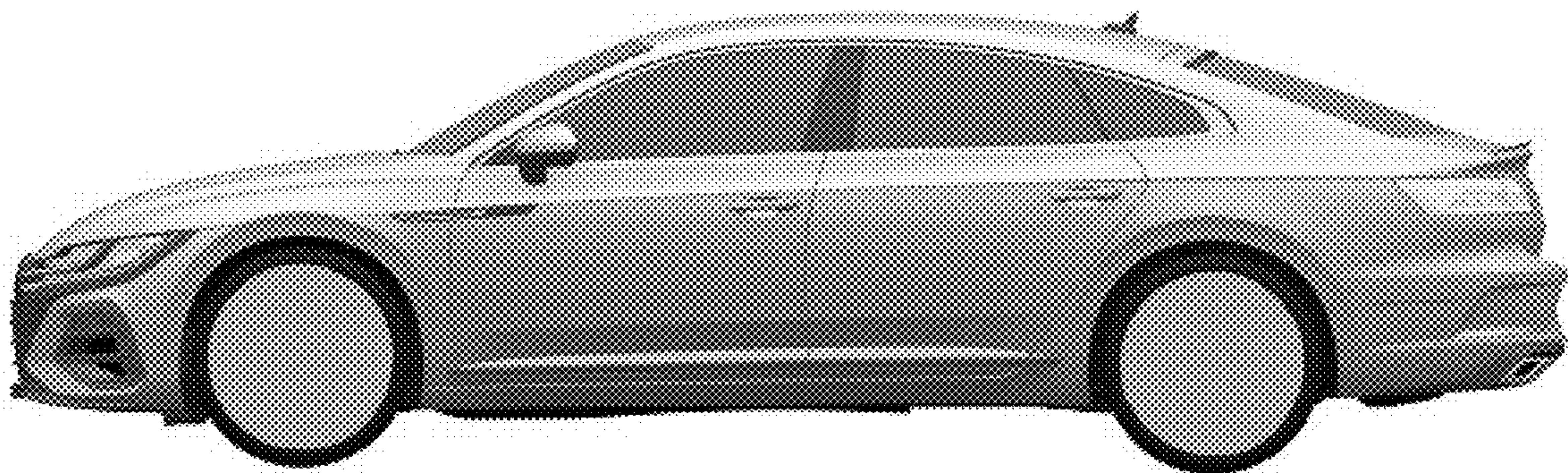


Fig. 8

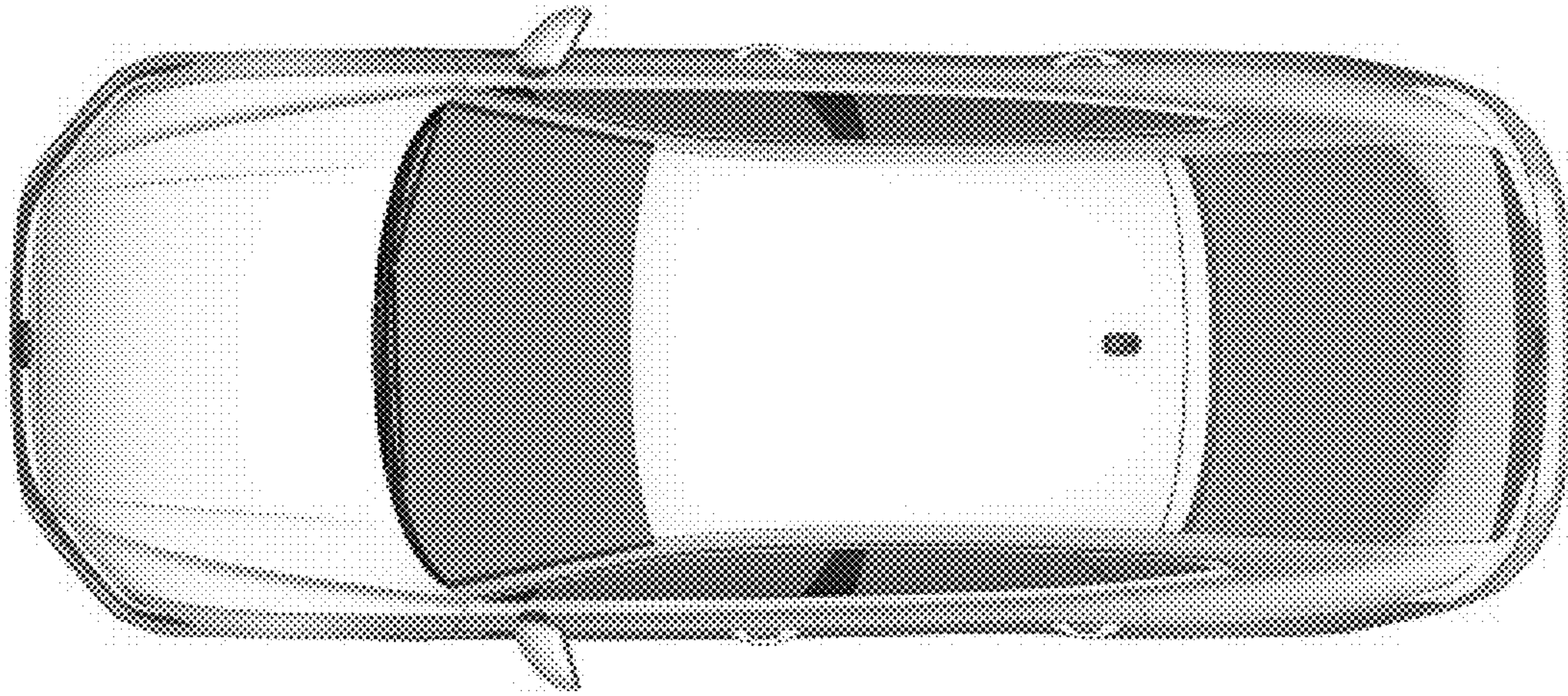


Fig. 9