



US00D937127S

(12) **United States Design Patent**
Zyciora et al.

(10) **Patent No.:** **US D937,127 S**

(45) **Date of Patent:** **** Nov. 30, 2021**

(54) **MOTOR VEHICLE**

(71) Applicant: **VOLKSWAGEN**
AKTIENGESELLSCHAFT,
Wolfsburg (DE)

(72) Inventors: **Klaus Zyciora**, Wolfsburg (DE); **Felix Schell**, Wolfsburg (DE)

(73) Assignee: **VOLKSWAGEN**
AKTIENGESELLSCHAFT,
Wolfsburg (DE)

(**) Term: **15 Years**

(21) Appl. No.: **29/752,159**

(22) Filed: **Sep. 25, 2020**

(30) **Foreign Application Priority Data**

May 5, 2020 (DE) 40 2020 100 430.8

(51) **LOC (13) Cl.** **12-08**

(52) **U.S. Cl.**
USPC **D12/91**

(58) **Field of Classification Search**
USPC D12/86, 90-92, 88; D21/424, 433, 434;
296/181.1-181.5, 183.1
CPC B62D 25/00; B62D 25/06; B62D 33/00;
B62D 35/00
See application file for complete search history.

(56) **References Cited**

U.S. PATENT DOCUMENTS

D620,394 S * 7/2010 Bischoff D12/91
D620,840 S * 8/2010 Bischoff D12/91
D626,885 S * 11/2010 Bischoff D12/91
D647,821 S * 11/2011 Bischoff D12/91
D647,823 S * 11/2011 Okumoto D12/92
D671,035 S * 11/2012 Bischoff D12/91

D674,319 S * 1/2013 Doyle D12/92
D684,900 S * 6/2013 Doyle D12/92
D700,870 S * 3/2014 Jevremovic D12/92
D701,145 S * 3/2014 Bischoff D12/91
D706,171 S * 6/2014 Bischoff D12/91
D712,788 S * 9/2014 Bischoff D12/91
D712,789 S * 9/2014 Bischoff D12/91
D714,686 S * 10/2014 Bischoff D12/91
D719,064 S * 12/2014 Bischoff D12/91
D733,003 S * 6/2015 Bischoff D12/91
D761,694 S * 7/2016 Bischoff D12/91
D774,418 S * 12/2016 Bischoff D12/91
D791,020 S * 7/2017 Bischoff D12/91
D798,193 S * 9/2017 Potter D12/91
D801,863 S * 11/2017 Bischoff D12/91
D801,864 S * 11/2017 Bischoff D12/91

(Continued)

Primary Examiner — Melody N Brown

(74) *Attorney, Agent, or Firm* — Lucas & Mercanti, LLP;
Klaus P. Stoffel

(57) **CLAIM**

The ornamental design for a motor vehicle, as shown and described.

DESCRIPTION

FIG. 1 is a front and right side perspective view of a motor vehicle showing our new design;
FIG. 2 is a front and left side perspective view thereof;
FIG. 3 is a rear and right side perspective view thereof;
FIG. 4 is a rear and right side perspective view thereof;
FIG. 5 is a front view thereof;
FIG. 6 is a rear view thereof;
FIG. 7 is a left side view thereof;
FIG. 8 is a right side view thereof; and,
FIG. 9 is a top view thereof.

The wheels and lights of the motor vehicle shown throughout the drawing views in a de-emphasized and faded out half tone manner are for environmental and illustrative purposes and form no part of the claimed design.

1 Claim, 5 Drawing Sheets



(56)

References Cited

U.S. PATENT DOCUMENTS

D801,868	S	*	11/2017	Bischoff	D12/91
D801,869	S		11/2017	Bischoff		
D801,870	S		11/2017	Bischoff		
D802,481	S	*	11/2017	Zhang	D12/91
D804,360	S	*	12/2017	Bischoff	D12/91
D805,434	S	*	12/2017	Bischoff	D12/91
D814,353	S	*	4/2018	Kim	D12/91
D814,355	S	*	4/2018	Bischoff	D12/91
D818,881	S	*	5/2018	Bischoff	D12/91
D826,094	S	*	8/2018	Bischoff	D12/92
D835,000	S	*	12/2018	Tomasson	D12/91
D841,519	S	*	2/2019	Bischoff	D12/91
D854,450	S	*	7/2019	Heo	D12/91
D871,261	S	*	12/2019	Zhou	D12/91
D872,652	S	*	1/2020	Koyama	D12/91
D892,680	S	*	8/2020	Bischoff	D12/91
D904,932	S	*	12/2020	Bischoff	D12/91
D904,934	S	*	12/2020	Bischoff	D12/91
D906,884	S	*	1/2021	Bischoff	D12/91

* cited by examiner




Fig. 1




Fig. 2




Fig. 3




Fig. 4




Fig. 5




Fig. 6

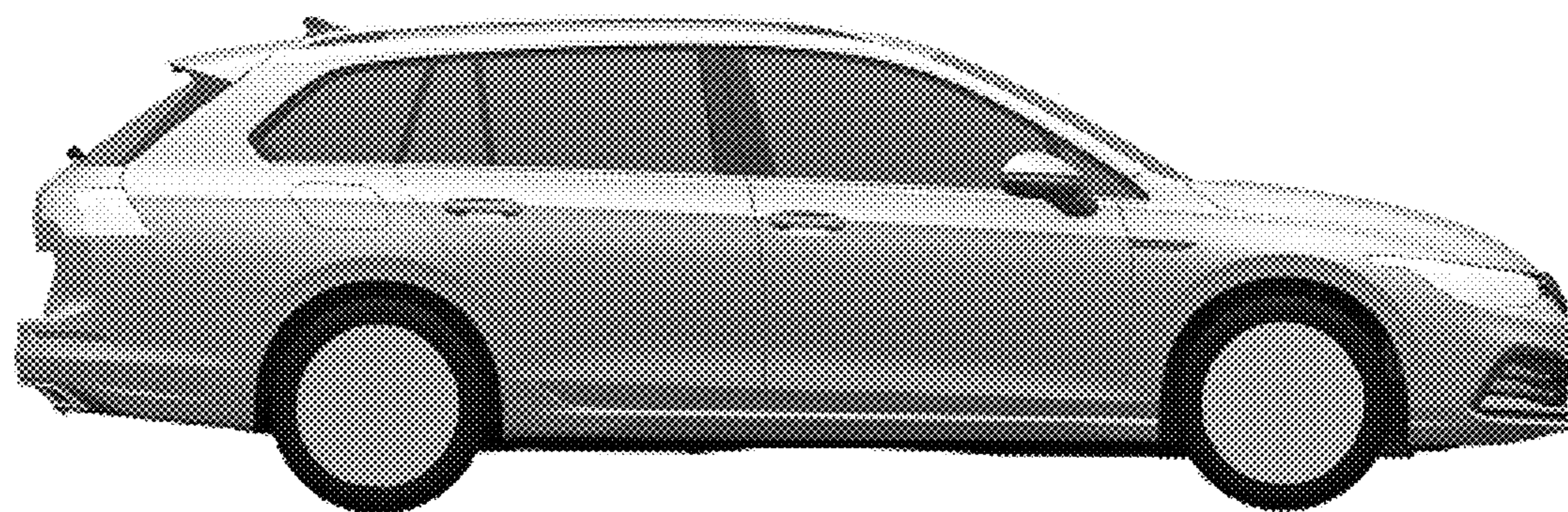


Fig. 7

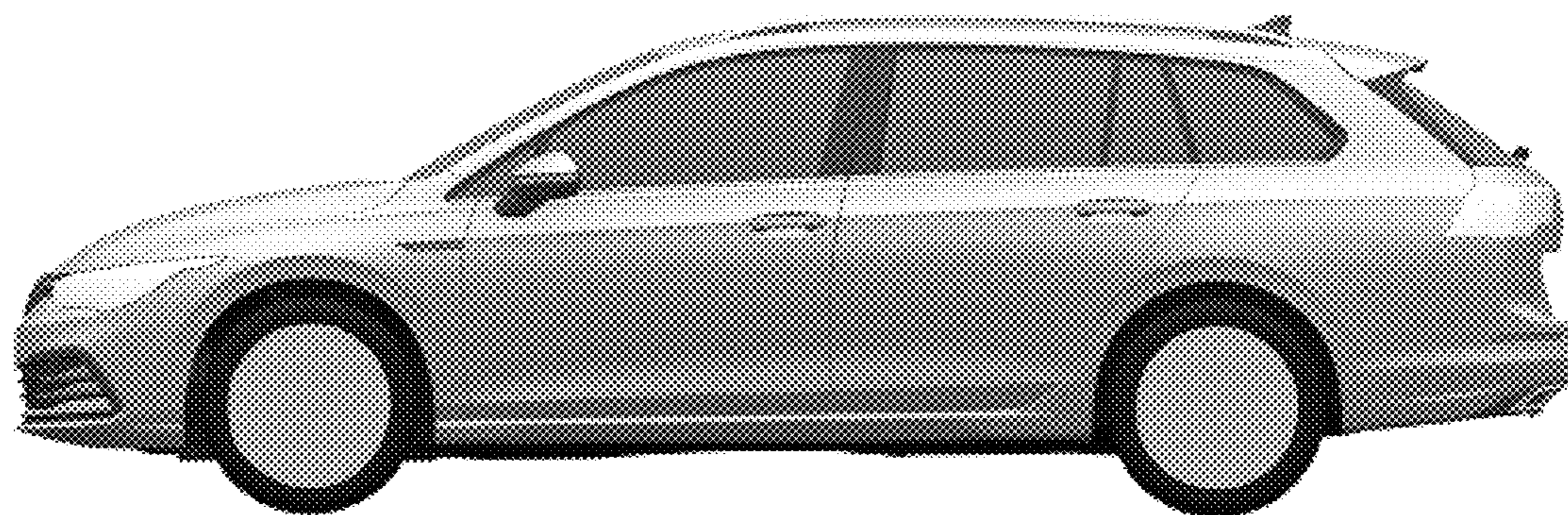


Fig. 8

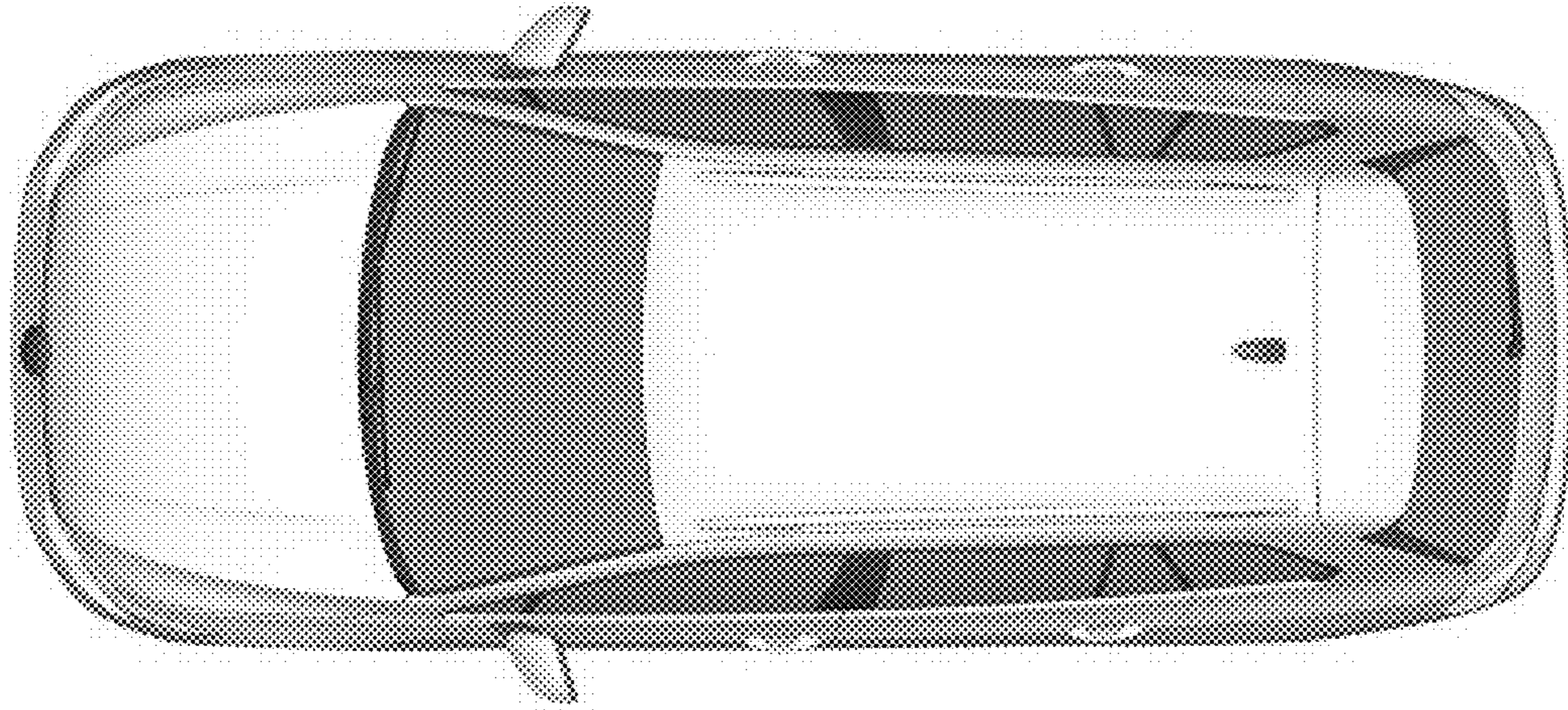


Fig. 9