



US00D937114S

(12) **United States Design Patent**
Cazzola

(10) **Patent No.:** **US D937,114 S**
(45) **Date of Patent:** **** Nov. 30, 2021**

- (54) **JEWELRY ARTICLE**
- (71) Applicant: **FOPE SPA**, Vicenza (IT)
- (72) Inventor: **Umberto Cazzola**, Vicenza (IT)
- (**) Term: **15 Years**
- (21) Appl. No.: **35/509,796**
- (22) Filed: **Jun. 29, 2020**
- (80) **Hague Agreement Data**
 Int. Filing Date: **Jun. 29, 2020**
 Int. Reg. No.: **DM/209062**
 Int. Reg. Date: **Jun. 29, 2020**
 Int. Reg. Pub. Date: **Jul. 17, 2020**

D332,580 S *	1/1993	Rousseau	D11/12
D340,420 S *	10/1993	Duvoisin	D11/16
D356,519 S *	3/1995	Bulgari	D11/6
D369,117 S *	4/1996	Scheufele	D11/22
D370,420 S *	6/1996	Rousseau	D10/32
D468,657 S *	1/2003	Galvani	D11/12
D473,146 S *	4/2003	Rufenacht	D10/32
D473,475 S *	4/2003	Baumann	D10/32
D588,487 S *	3/2009	Hartzband	D11/12
9,010,080 B2 *	4/2015	Cazzola	A44C 5/0061 59/79.1
D761,147 S *	7/2016	Monachon	D11/12
D767,437 S *	9/2016	Rabassa	D11/12
D828,209 S *	9/2018	Cazzola	D11/16
D831,508 S *	10/2018	Cazzola	D10/32

(Continued)

Primary Examiner — Melanie Pellegrini

(30) **Foreign Application Priority Data**

Jan. 15, 2020 (EM) 007517255

- (51) **LOC (13) Cl.** **11-01**
- (52) **U.S. Cl.**
USPC **D11/12**

- (58) **Field of Classification Search**
USPC D11/1-39
CPC A44C 1/00; A44C 5/00; A44C 5/0007;
A44C 5/0015; A44C 5/003; A44C
5/0053; A44C 5/0061; A44C 5/0069;
A44C 5/0076; A44C 15/00; A44C
15/005; A44C 15/0055; A44C 15/006;
A44C 15/0065; A44C 15/007; A44C
15/0075; A44C 9/00; A44C 9/0007; A44C
9/0015; A44C 9/0023; A44C 9/003; A44C
9/0038; A44C 9/0046; A44C 9/0053;
A44C 9/0061; A44C 9/0069; A44C
9/0076; A44C 9/0084; A44C 9/0092
See application file for complete search history.

(56) **References Cited**

U.S. PATENT DOCUMENTS

- D322,765 S * 12/1991 Cowan D11/25
- D327,021 S * 6/1992 Burgener D10/30



(57) **CLAIM**

The ornamental design for a jewelry article, as shown and described.

DESCRIPTION

1.1 is a perspective view of a jewelry article showing my new design;
1.2 is a top view thereof;
1.3 is a bottom view thereof; and
1.4 is a right side view thereof, the left side view being identical thereto.
2.1 is a front perspective view of a second embodiment of a jewelry article showing my new design;
2.2 is a front view thereof, the rear and side views being identical thereto;
2.3 is a top perspective view thereof; and
2.4 is a top view thereof, the bottom view being identical thereto.
 The jewelry article in views **1.1-1.4** is of indeterminate length. In views **1.1-1.4**, the blurred portions at the ends of the piece of jewelry define the bounds and form no part of the claimed design.

1 Claim, 8 Drawing Sheets



(56)


References Cited

U.S. PATENT DOCUMENTS

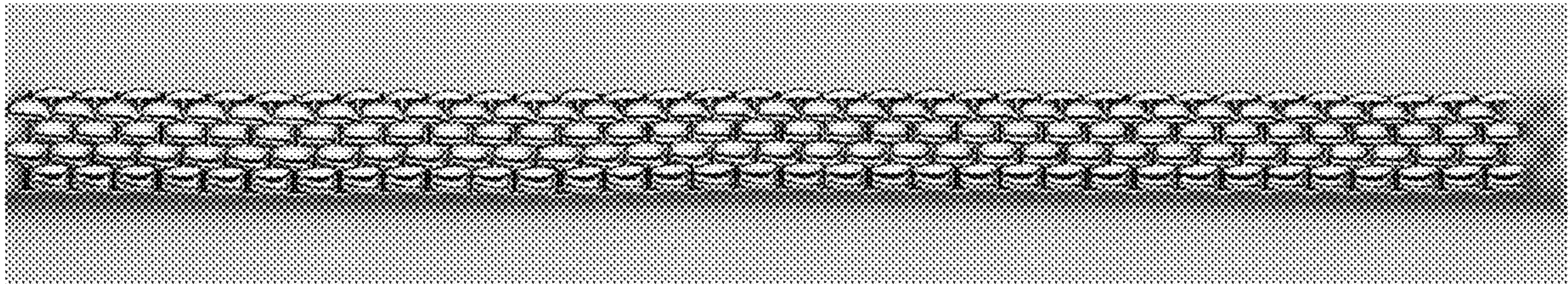
D889,305 S * 7/2020 Scheufele D11/3
D890,620 S * 7/2020 Berhanu D11/12
D902,744 S * 11/2020 Cazzola D10/32

* cited by examiner


1.1




1.2



1.3




1.4



2.1



2.2



2.3



2.4

