



US00D937106S

(12) **United States Design Patent**
Noterman et al.

(10) **Patent No.:** **US D937,106 S**

(45) **Date of Patent:** **** Nov. 30, 2021**

(54) **TEMPLATE**

(71) Applicant: **Knoll Oaks Holdings**, Santa Ana, CA (US)

(72) Inventors: **Christian Carter Noterman**, Westminster, CA (US); **Jason Holland**, Santa Ana, CA (US)

(**) Term: **15 Years**

(21) Appl. No.: **29/717,595**

(22) Filed: **Dec. 18, 2019**

(51) **LOC (13) Cl.** **10-04**

(52) **U.S. Cl.**
USPC **D10/64; D10/65**

(58) **Field of Classification Search**
USPC D10/64, 65
CPC B43L 13/02; B43L 13/04; B43L 13/041; B43L 13/043; B43L 13/045; B43L 13/046; B43L 13/048; B43L 13/06; B43L 13/08; B43L 13/20; B43L 13/201; B43L 13/203; B43L 13/205; B43L 13/206; B43L 13/208; B43L 7/005; B43L 7/027; G01B 3/14; G01B 3/566

See application file for complete search history.

(56) **References Cited**

U.S. PATENT DOCUMENTS

D508,861 S *	8/2005	Zavala	D10/64
D601,442 S *	10/2009	Haren	D10/64
D661,208 S *	6/2012	Ranzau	D10/64
D674,713 S *	1/2013	Ranzau	D10/64

* cited by examiner

Primary Examiner — Antoine Duval Davis

(74) *Attorney, Agent, or Firm* — Eric Hanscom

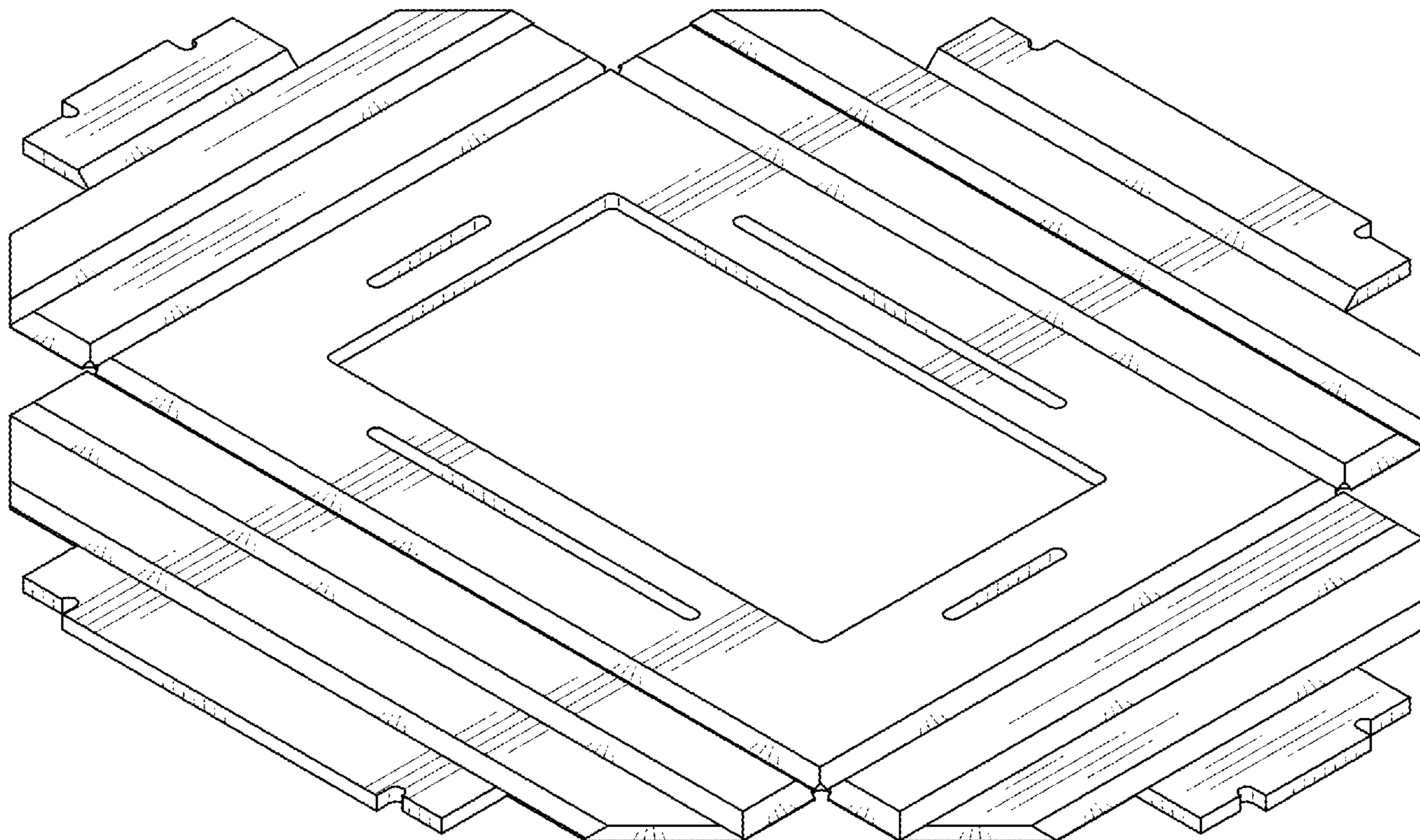
(57) **CLAIM**

The ornamental design for a template, as shown and described.

DESCRIPTION

FIG. 1 is a perspective exploded view of a template showing my new design;
FIG. 2 is a front view thereof;
FIG. 3 is a back view thereof;
FIG. 4 is a left-side view thereof;
FIG. 5 is a right-side view thereof;
FIG. 6 is a top view thereof; and,
FIG. 7 is a bottom view thereof.

1 Claim, 4 Drawing Sheets






FIG. 1

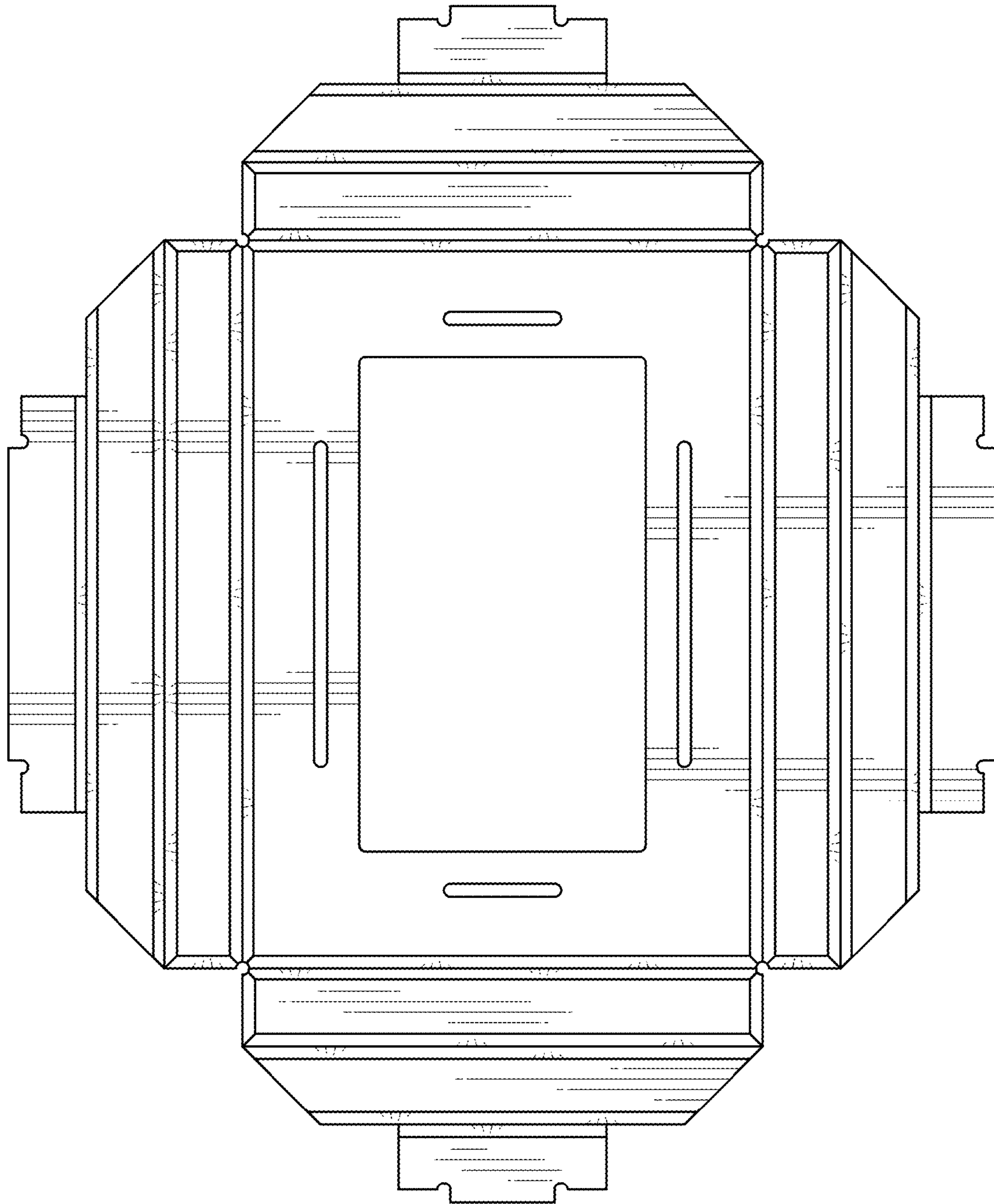


FIG. 2

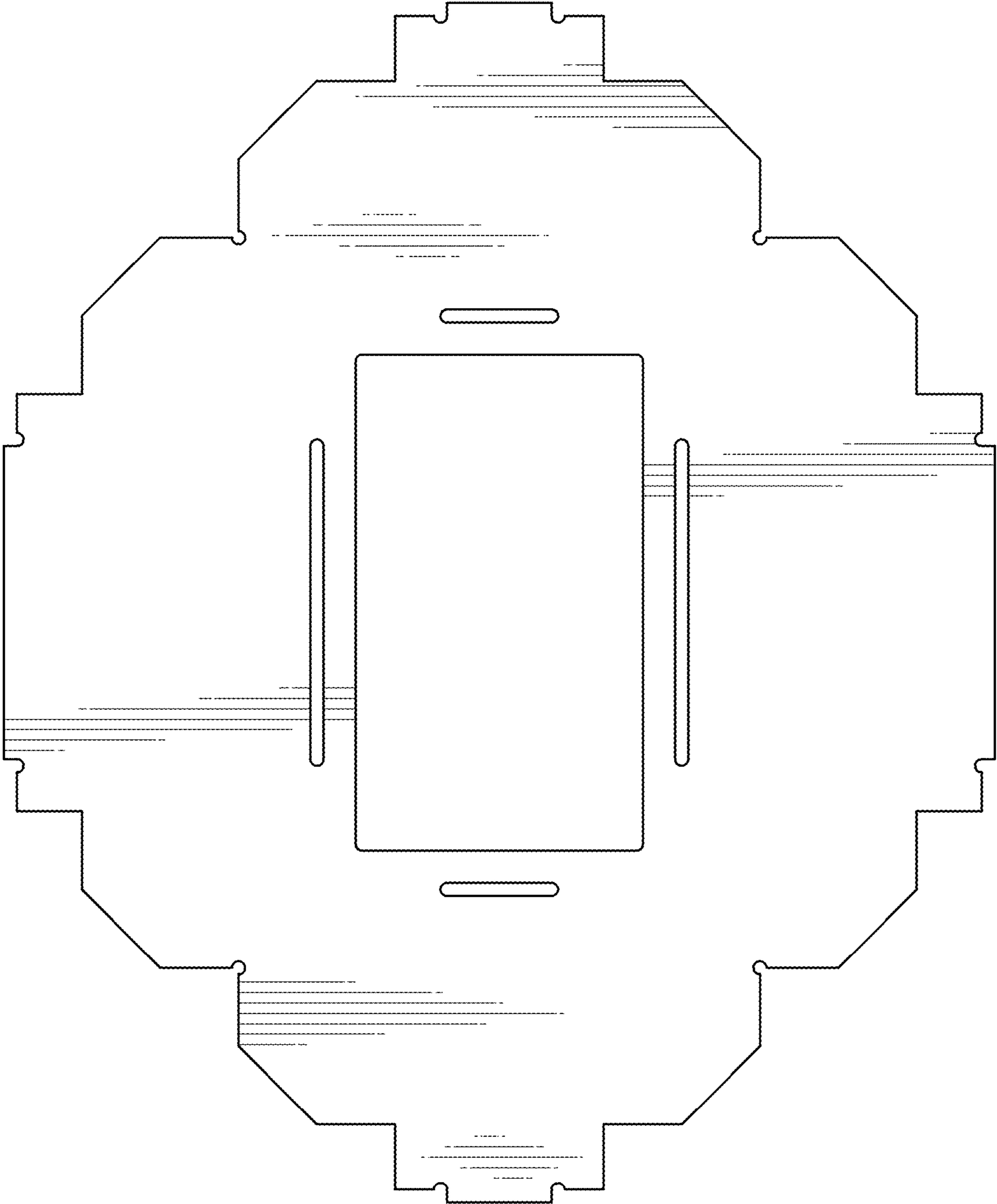


FIG. 3

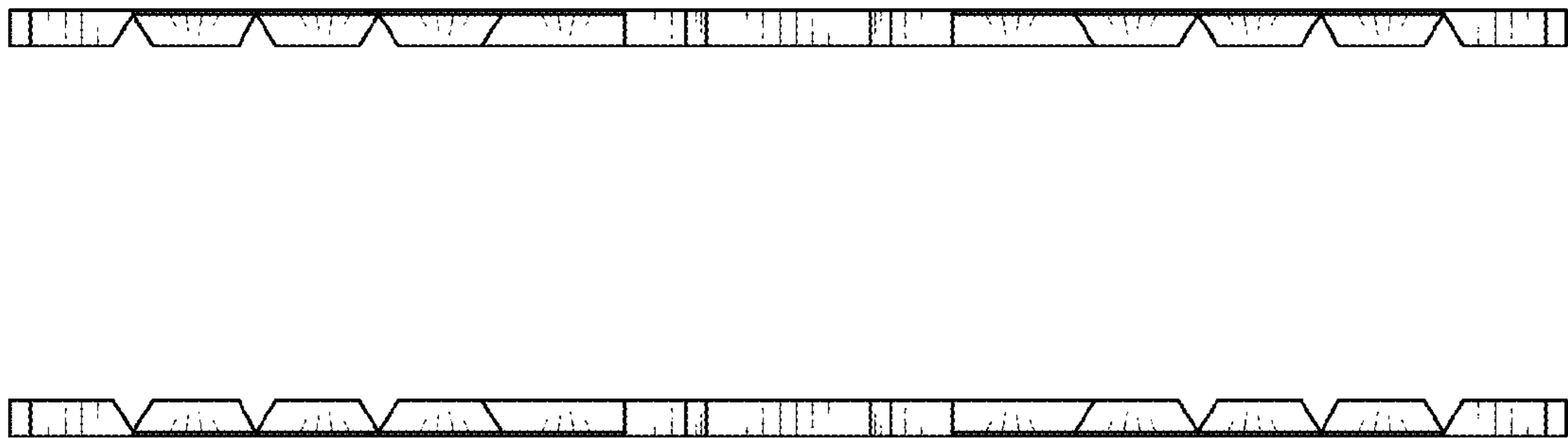


FIG. 4

FIG. 5



FIG. 6

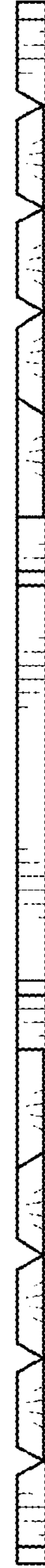


FIG. 7