



US00D937101S

(12) **United States Design Patent** (10) **Patent No.:** **US D937,101 S**
Yuan (45) **Date of Patent:** **** Nov. 30, 2021**

(54) **WATCH**
(71) Applicant: **HUAWEI TECHNOLOGIES CO., LTD.**, Shenzhen (CN)
(72) Inventor: **Xiang Yuan**, Shenzhen (CN)
(73) Assignee: **HUAWEI TECHNOLOGIES CO., LTD.**, Shenzhen (CN)
(**) Term: **15 Years**

D779,342 S * 2/2017 Lintz D10/30
D795,708 S * 8/2017 Monachon D10/30
D815,090 S * 4/2018 Chan D14/344
D819,021 S * 5/2018 Mistry D14/344
D821,231 S * 6/2018 Pan D10/70
D823,302 S * 7/2018 Yoshimoto D14/344
D823,853 S * 7/2018 Yoshimoto D14/344
D827,831 S * 9/2018 Fong D24/167
D828,834 S * 9/2018 Zhang D14/344
D844,458 S * 4/2019 Lillquist D10/30
D858,312 S * 9/2019 Liu D10/30

(Continued)

(21) Appl. No.: **29/724,316**
(22) Filed: **Feb. 14, 2020**

FOREIGN PATENT DOCUMENTS

CN 303803952 S 8/2016
CN 304612512 S 5/2018

(Continued)

(30) **Foreign Application Priority Data**

Aug. 30, 2019 (CN) 201930477758.8

(51) **LOC (13) Cl.** **10-02**

(52) **U.S. Cl.**
USPC **D10/38; D14/344**

(58) **Field of Classification Search**
USPC D10/30-39, 65, 70, 97, 98, 122, 132;
D14/250, 344, 440; D24/167, 186
CPC G04B 37/005; G04B 37/0058; G04B
37/0084; G04B 37/087; G04B 37/12;
A44C 5/00; A44C 5/02; A44C 5/0007;
A44C 5/0015; A44C 5/0023; A44C
5/0053; A44C 5/147; G06F 1/163; A61B
5/681

See application file for complete search history.

(56) **References Cited**

U.S. PATENT DOCUMENTS

2,392,787 A * 1/1946 Vermot G04B 37/084
368/291
D652,325 S * 1/2012 Ahlstrom D10/38
D664,865 S * 8/2012 Luk Ying Yee D10/38
D735,589 S * 8/2015 Grinberg D10/38
D778,737 S * 2/2017 Jacobs D10/38

OTHER PUBLICATIONS

Huawei Watch 3 incoming with Harmony OS | wareable.com; posted Apr. 2021 [online]. © Wareable Ltd [retrieved Apr. 23, 2021] from Internet: <<https://www.wareable.com/smartwatches/huawei-watch-3-incoming-with-harmony-os-on-board-8384>> (Year: 2021).*

Primary Examiner — Katherine Glennon
(74) *Attorney, Agent, or Firm* — Maier & Maier, PLLC

(57) **CLAIM**

The ornamental design for a watch, as shown and described.

DESCRIPTION

FIG. 1 is a front top perspective view of a watch, showing my new design;
FIG. 2 is a right elevation view thereof;
FIG. 3 is a left elevation view thereof;
FIG. 4 is a bottom elevation view thereof;
FIG. 5 is a top elevation view thereof;
FIG. 6 is a front view thereof; and,
FIG. 7 is a rear view thereof.

1 Claim, 7 Drawing Sheets



(56)

References Cited

U.S. PATENT DOCUMENTS

D877,627 S * 3/2020 Muller D10/30
D881,875 S * 4/2020 Ke D14/344
D893,322 S * 8/2020 Xiao D10/70
D894,179 S * 8/2020 Chung D14/344
D901,492 S * 11/2020 Gao D14/344
D912,542 S * 3/2021 Moilanen D10/38

FOREIGN PATENT DOCUMENTS

CN 304716076 S 7/2018
CN 304741733 S 7/2018
CN 305114167 S 4/2019
CN 305153315 S 5/2019
KR 300999938000 S 3/2019
WO D0880930016 S 5/2016
WO D0981470004 S 4/2018
WO D0969490006 S 7/2018

* cited by examiner




FIG. 1




FIG. 2




FIG. 3




FIG. 4




FIG. 5




FIG. 6




FIG. 7