



US00D937098S

(12) **United States Design Patent** (10) **Patent No.:** **US D937,098 S**  
**Barton** (45) **Date of Patent:** **\*\* Nov. 30, 2021**

(54) **OBJECT POUCH WITH TRANSPARENT FRONT**

(71) Applicant: **Katheran Barton**, Brentwood, TN (US)

(72) Inventor: **Katheran Barton**, Brentwood, TN (US)

(\*\*) Term: **15 Years**

(21) Appl. No.: **29/734,530**

(22) Filed: **May 13, 2020**

(51) **LOC (13) Cl.** ..... **09-05**

(52) **U.S. Cl.**  
USPC ..... **D9/707**

(58) **Field of Classification Search**

USPC ..... D9/702-714, 719, 738-740, 517-518, D9/522, 416, 435, 444, 460, 455, 414, D9/499, 431-432, 600, 643-647; D7/560-562; 206/434, 426-427, 206/429-430, 485, 485.1, 499, 508, 431, 206/418-422, 588-594, 457, 459.5, 527; 229/117.3, 185, 121, 122, 200, 207, 236, 229/87.01, 116.1; 220/23.83; 150/100-118; 294/137, 152; 383/6, 10, 383/14, 20, 40, 33, 104-105, 117, 108, 383/120, 93, 121.1, 127, 66, 88; 428/34.3; D3/270, 271.1-271.4; 215/381-385, 400  
 CPC ..... B65D 33/00; B65D 33/06; B65D 33/065; B65D 33/14; B65D 33/1683; B65D 33/12; B65D 33/04; B65D 33/02; B65D 31/00; B65D 31/04; B65D 31/10; B65D 5/42; B65D 5/4208; B65D 5/75; B65D 81/30; B65D 81/365; B65D 81/366; B65D 81/368; B65D 2203/00; B65D 2203/02; B65D 67/00; A45C 3/04; A45C 3/10

See application file for complete search history.

(56) **References Cited**

U.S. PATENT DOCUMENTS

D456,249 S *	4/2002	Pearson	.....	D9/415
D463,974 S *	10/2002	Berman	.....	D9/707
D546,705 S *	7/2007	Suzuki	.....	D9/415
D655,202 S *	3/2012	Abell	.....	D9/707
D682,668 S *	5/2013	Anderson	.....	D9/415
D920,093 S *	5/2021	DiChiara	.....	D9/415

\* cited by examiner

*Primary Examiner* — Abraham Bahta

(74) *Attorney, Agent, or Firm* — Lyon & Harr, LLP; Richard T. Lyon

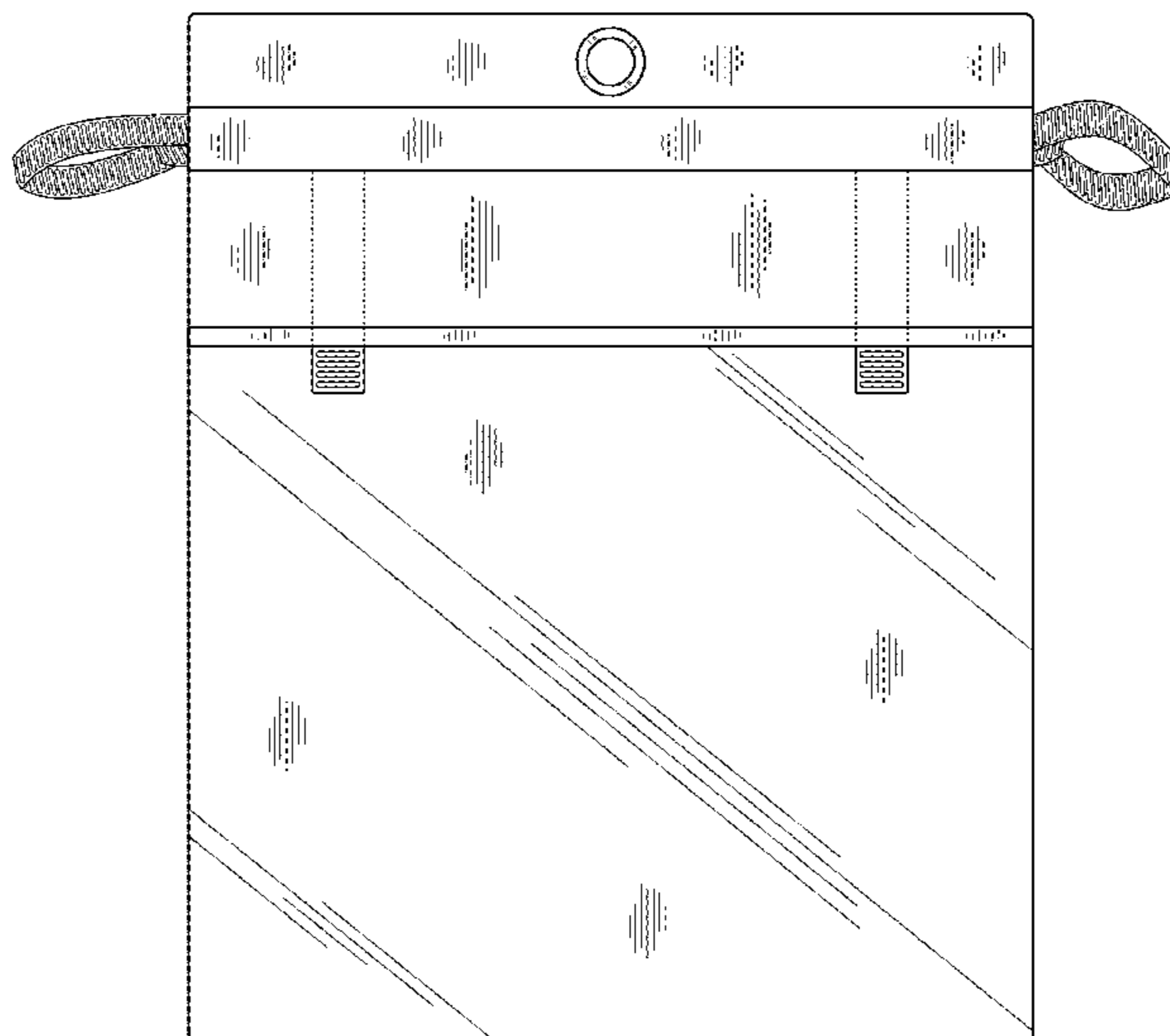
(57) **CLAIM**

The ornamental design for an object pouch with transparent front, as shown and described.

**DESCRIPTION**

FIG. 1 is a front elevational view of an object pouch showing my new design, also showing a view of the interior of the pouch with holding loops partially visible through a transparent portion of the front thereof, with broken lines showing portions of the holding loops not visible through the transparent portion of the object pouch; FIG. 2 is a rear elevational view thereof, with broken lines showing a position of the holding loops in the interior of the object pouch; FIG. 3 is a bottom elevational view thereof, shown with the top of the object pouch in a closed position; FIG. 4 is a top elevational view thereof, shown with the top of the object pouch in an open position to provide a view of the interior thereof; and, FIG. 5 is a right side elevational view thereof, shown with drawstrings illustrated in FIG. 1 through FIG. 4 omitted for purpose of clarity, with broken lines showing the position of the holding loops in the interior of the object pouch, and with additional broken lines showing grommets affixed to and passing through material forming front and back sides of the top thereof, the left side elevational view being a mirror image thereof.

**1 Claim, 5 Drawing Sheets**



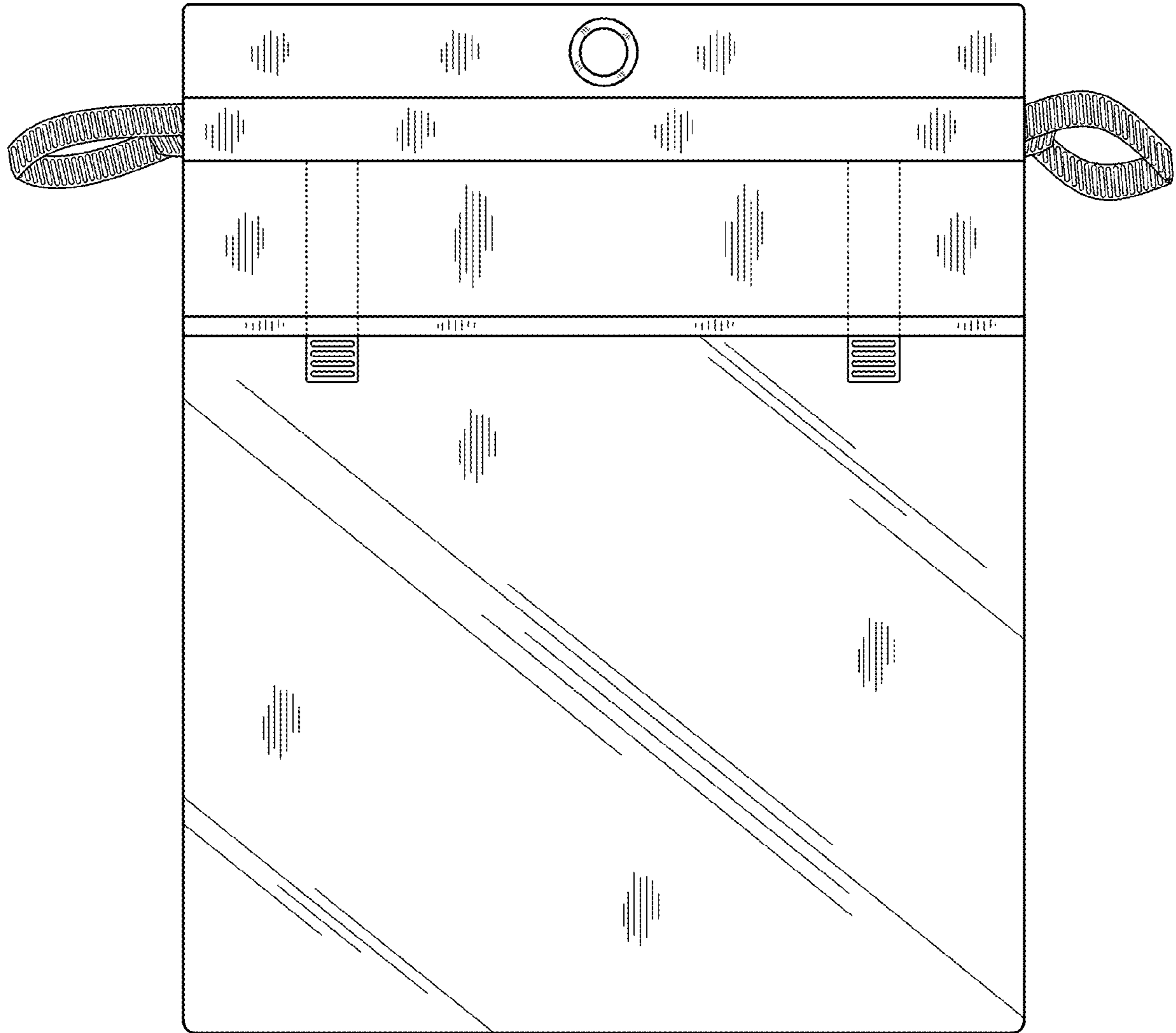


FIG. 1

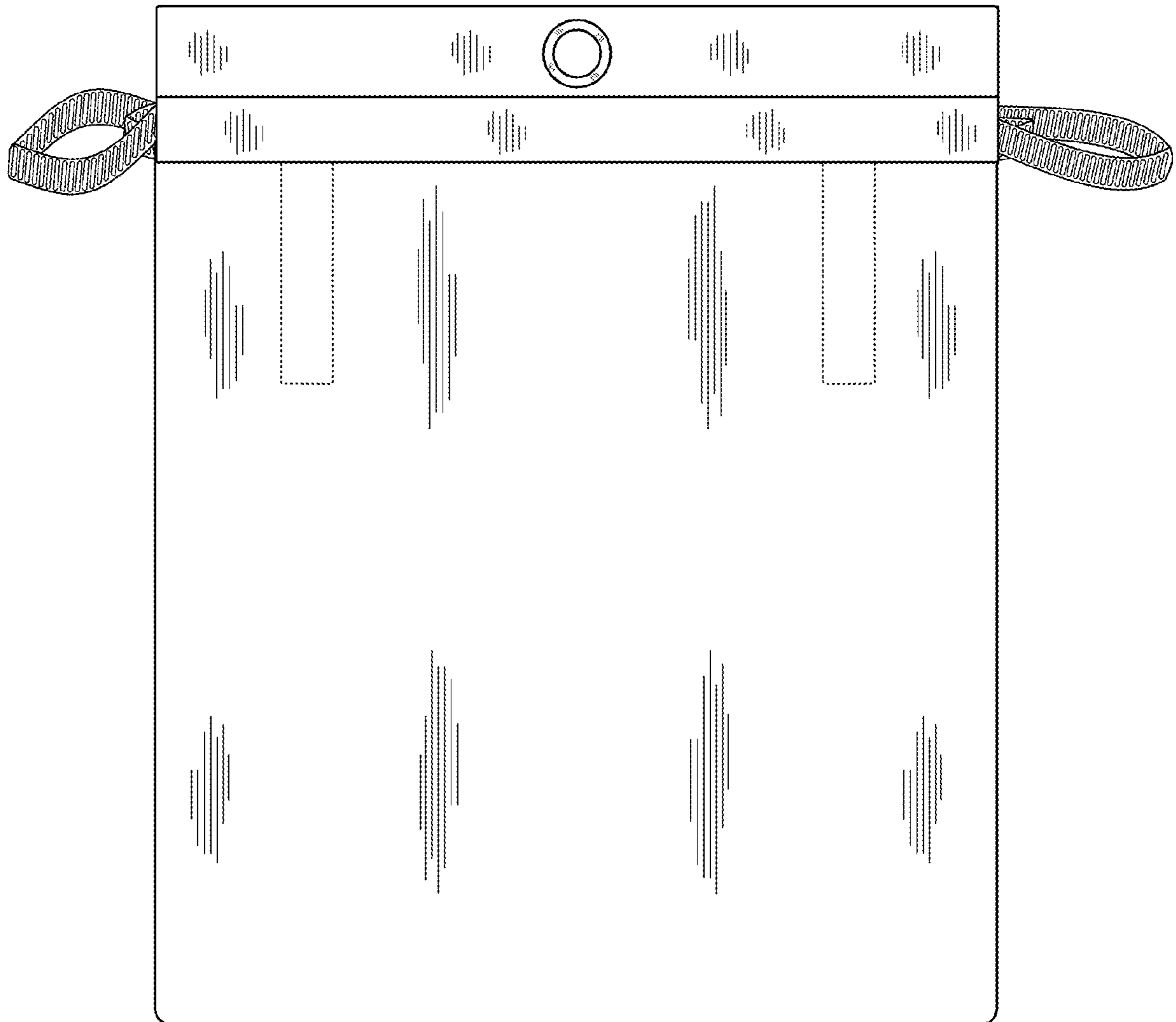


FIG. 2

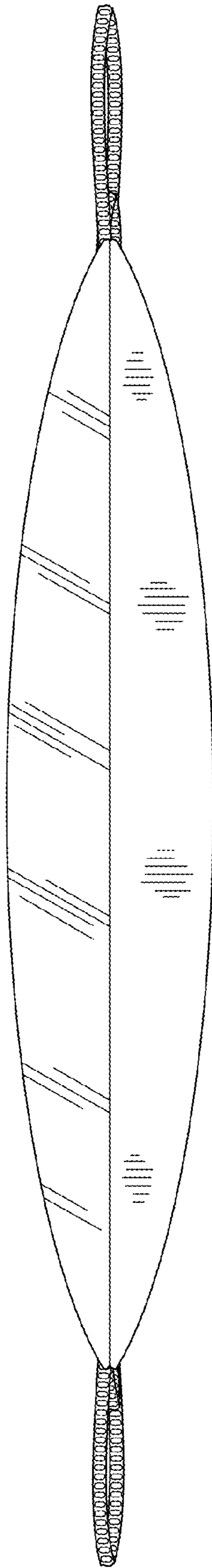


FIG. 3

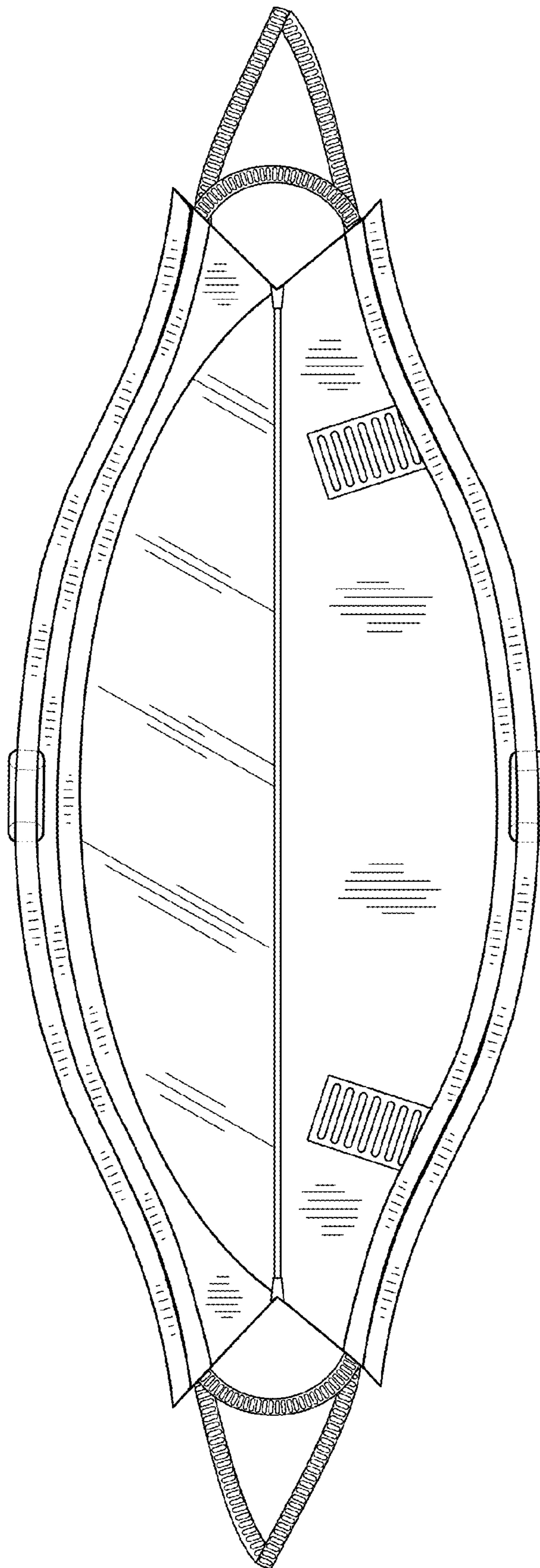


FIG. 4

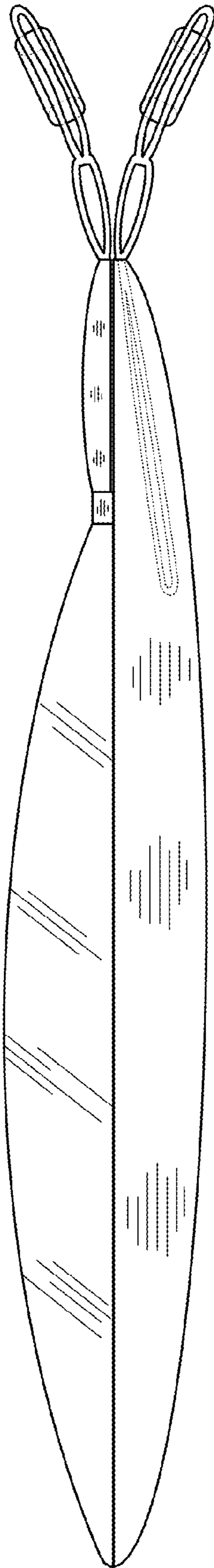


FIG. 5