



US00D937062S

(12) **United States Design Patent** (10) **Patent No.:** **US D937,062 S**
Mehra et al. (45) **Date of Patent:** **** Nov. 30, 2021**

(54) **FELLING MARKS**
(71) Applicant: **HUSQVARNA AB**, Huskvarna (SE)
(72) Inventors: **Rajinder Mehra**, Johanneshov (SE);
Peter Wockatz, Gothenburg (SE)
(73) Assignee: **Husqvarna AB**, Huskvarna (SE)
(**) Term: **15 Years**
(21) Appl. No.: **29/698,132**
(22) Filed: **Jul. 15, 2019**

D763,051 S * 8/2016 Tinius D8/65
D826,021 S * 8/2018 Tinius D8/65
D859,950 S * 9/2019 Dretzka D8/65
D902,681 S * 11/2020 Naslund D8/65
2011/0197458 A1 8/2011 Karrar et al.
(Continued)

FOREIGN PATENT DOCUMENTS

DE 10 2009 040 436 A1 3/2011
DE 10 2013 111 128 A1 4/2015
DE 10 2015 016 438 B3 11/2016
(Continued)

OTHER PUBLICATIONS

Husqvarna Husqvarna 545-MK2 Lowes, Mar. 10, 2021, Lowes.com, Mar. 25, 2020, <https://www.lowes.com/pd/Husqvarna-545-MK2-20-in-50-1-cc-2-Cycle-Gas-Chainsaw/1001279910> (Year: 2020).*
(Continued)

(30) **Foreign Application Priority Data**

Jan. 15, 2019 (EM) 006026530-0001

(51) **LOC (13) Cl.** **08-03**
(52) **U.S. Cl.**
USPC **D8/65**
(58) **Field of Classification Search**
USPC D8/61, 62, 64, 65, 66; D21/532;
81/57.26, 464, 469
CPC B27B 17/0008; B27B 17/02
See application file for complete search history.

Primary Examiner — Susan Bennett Hattan
Assistant Examiner — Elizabeth S Ko
(74) *Attorney, Agent, or Firm* — Burr & Forman, LLP

(57) **CLAIM**

The ornamental design for felling marks, as shown and described.

(56) **References Cited**

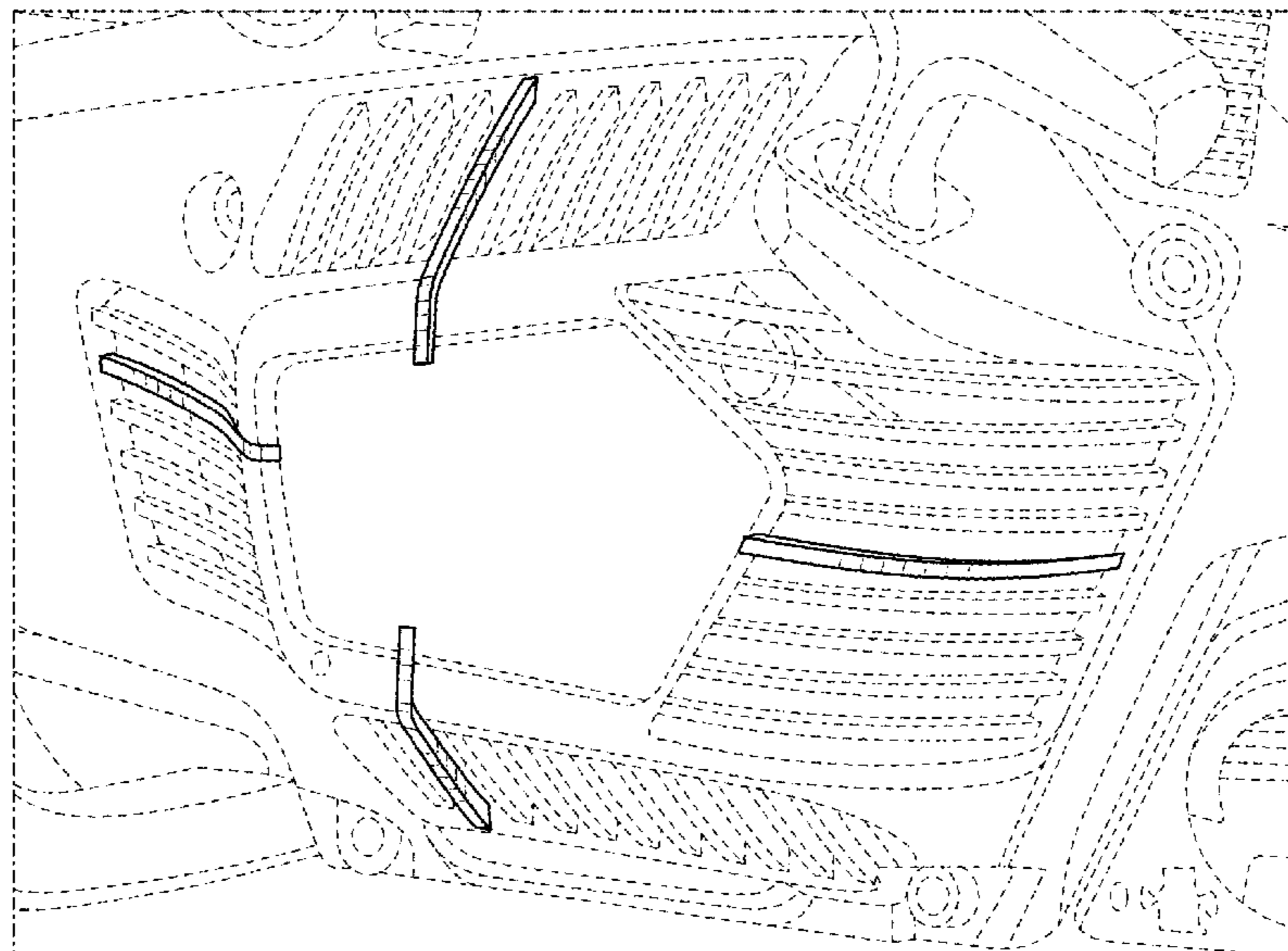
U.S. PATENT DOCUMENTS

4,233,739 A 11/1980 Hinrichs
4,388,762 A 6/1983 Debell, Jr. et al.
D412,652 S * 8/1999 Durr D8/65
D558,019 S * 12/2007 Granberg D8/65
D574,207 S * 8/2008 Arnesson D8/65
D633,353 S * 3/2011 Tinius D8/65
D633,766 S * 3/2011 Tinius D8/65
D636,652 S * 4/2011 Mehra D8/65
D729,027 S * 5/2015 Tinius D8/65
D731,868 S * 6/2015 Tinius D8/65
D737,646 S * 9/2015 Tinius D8/65
D741,678 S * 10/2015 Tinius D8/65
D744,308 S * 12/2015 Tinius D8/65

DESCRIPTION

FIG. 1 is a perspective view of a chainsaw showing felling marks on a housing of the chainsaw in accordance with the present invention; and
FIG. 2 is a left side view of the chainsaw showing the felling marks of FIG. 1; and,
FIG. 3 is a close-up perspective view of the chainsaw taken from FIG. 1 showing the felling marks of FIG. 1.
The broken lines of the chainsaw in FIGS. 1-3 form no part of the claimed design.

1 Claim, 3 Drawing Sheets



(56)

References Cited

U.S. PATENT DOCUMENTS

2015/0047491 A1 2/2015 Schamberg

FOREIGN PATENT DOCUMENTS

EP 0 072 011 A2 2/1983
EP 1 952 959 A1 8/2008
WO 2013/142920 A1 10/2013

OTHER PUBLICATIONS

International Search Report and Written Opinion of the International Searching Authority in Application No. PCT/EP2019/080193 dated Jan. 16, 2020.

Search Report for Swedish Application No. 1851377-0 dated Jun. 11, 2019.

* cited by examiner

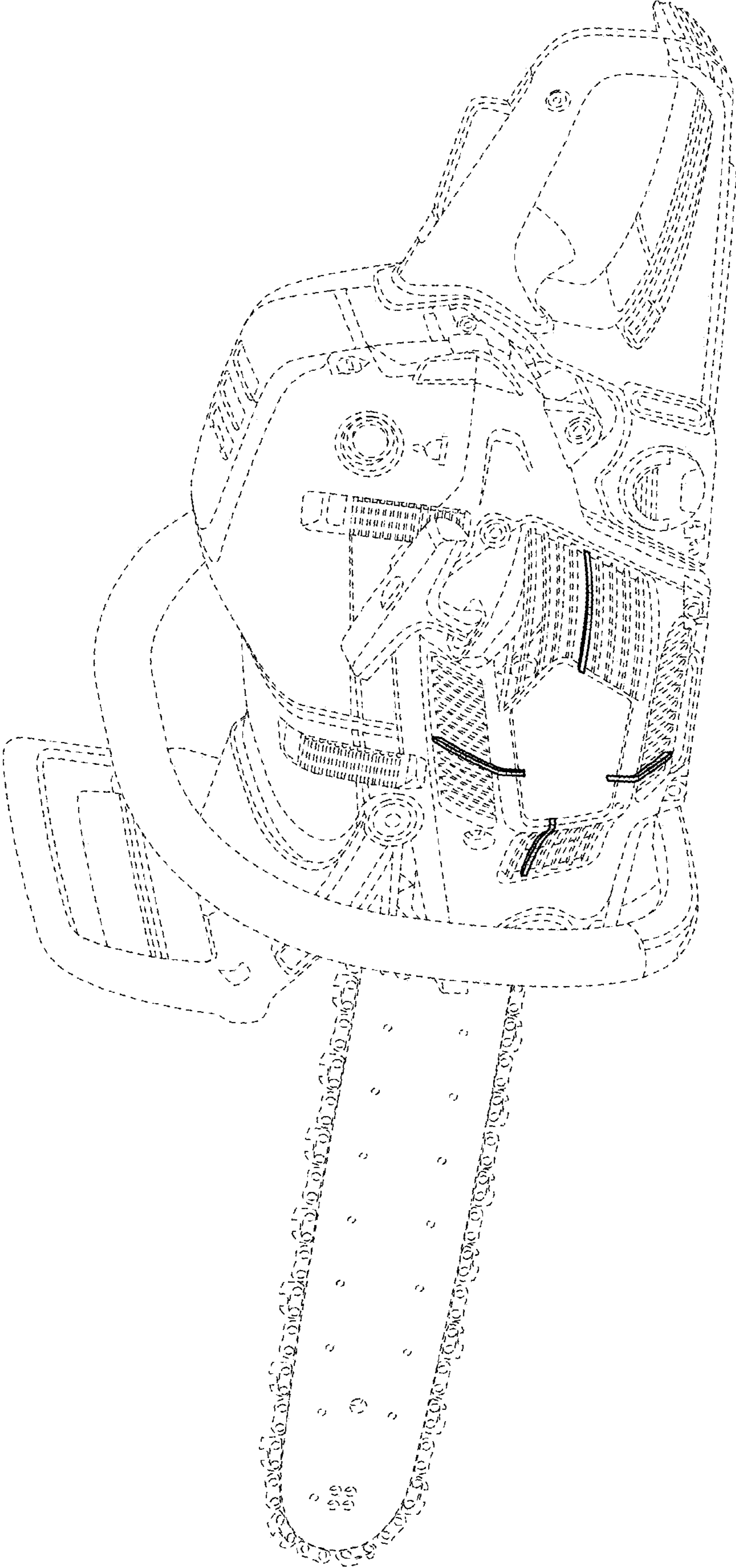


FIG. 1

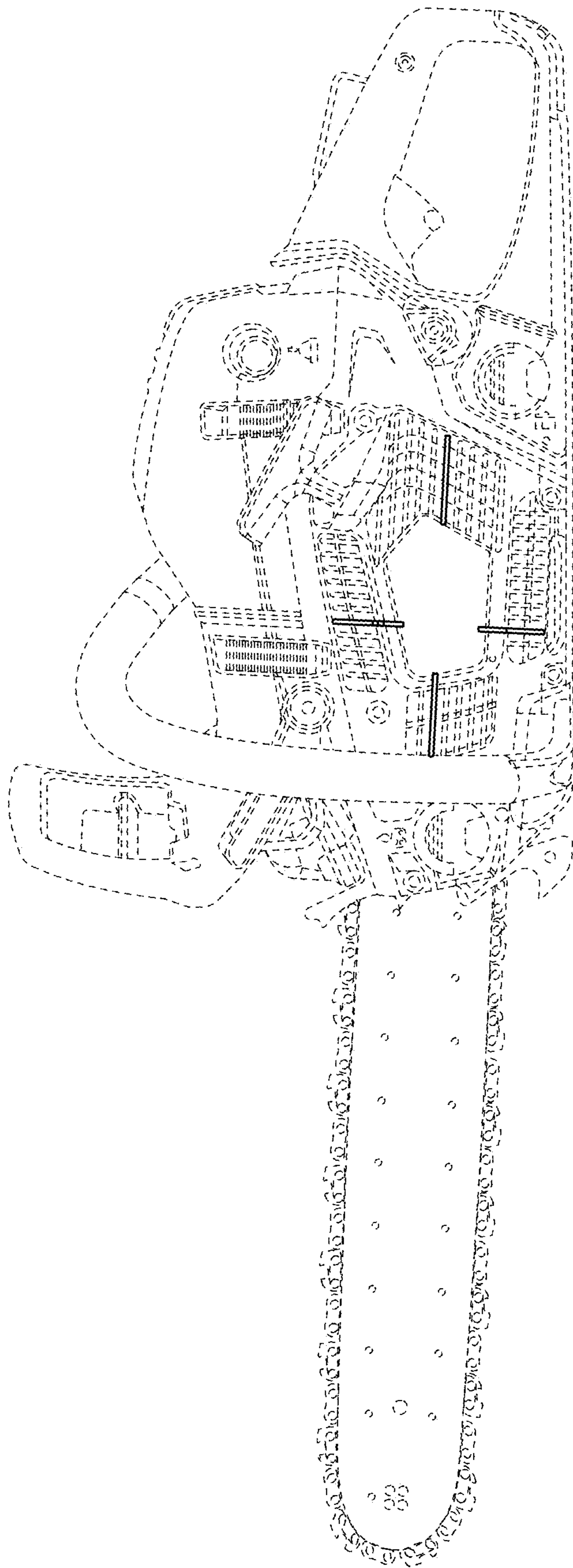


FIG. 2

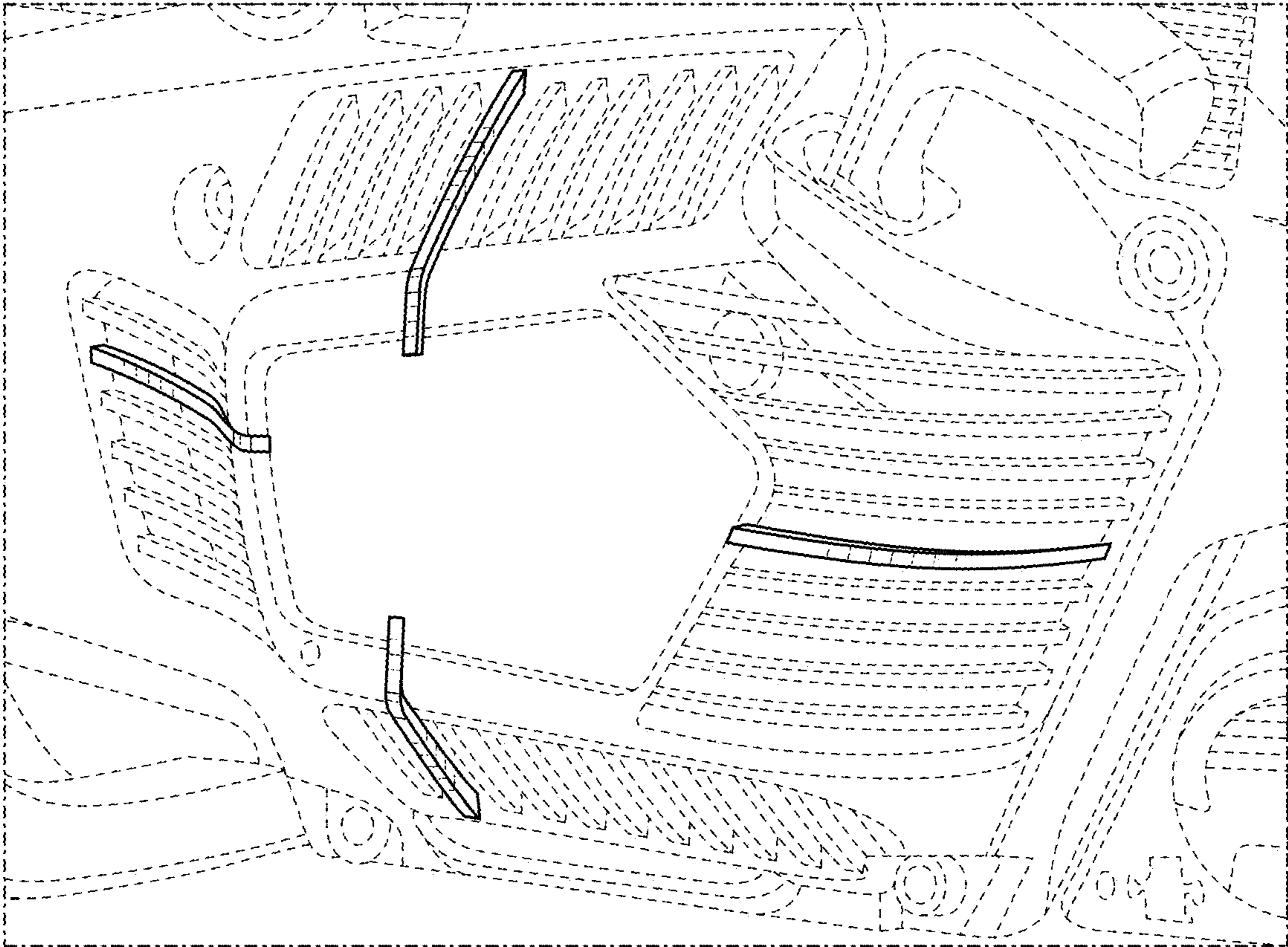


FIG. 3