



US00D937048S

(12) **United States Design Patent** (10) **Patent No.:** **US D937,048 S**
Chen (45) **Date of Patent:** **** Nov. 30, 2021**

(54) **KITCHEN KNIFE**
(71) Applicant: **Yao Hong Chen**, Shenzhen (CN)
(72) Inventor: **Yao Hong Chen**, Shenzhen (CN)
(**) Term: **15 Years**

D824,724 S * 8/2018 Go D7/401.2
D842,663 S * 3/2019 Heine et al.
D885,127 S * 5/2020 Lin D7/401.2
D896,593 S * 9/2020 Tarrerias
D906,063 S * 12/2020 Gabbay D7/650
D924,638 S * 7/2021 Dickman D7/649
D926,518 S * 8/2021 Hossom D7/401.2

(21) Appl. No.: **29/767,783**
(22) Filed: **Jan. 25, 2021**
(51) **LOC (13) Cl.** **07-03**
(52) **U.S. Cl.**
USPC **D7/649**; D7/401.2; D7/695
(58) **Field of Classification Search**
USPC D7/393-395, 401.2, 642-652, 693,
D7/695-696; D8/93, 97-100, 107, 300,
D8/321; D22/117-118
CPC A01B 1/20; A01B 1/22; A22C 25/006;
A47G 21/06; A47G 21/065; B21D 53/64;
B25G 3/36; B26B 1/00; B26B 1/08;
B26B 1/10; B26B 3/00; B26B 3/02;
B26B 3/03; B26B 3/04; B26B 3/06;
B26B 5/00; B26B 5/001; B26B 5/007;
B26B 7/00; B26B 7/005; B26B 9/00;
B26B 9/02; B26B 11/00; B26B 11/006;
B26B 17/00; B26B 17/006; B26B 29/02
See application file for complete search history.

OTHER PUBLICATIONS

Konoll Chef Knife. Date First Available on Amazon.com Oct. 6, 2020. <https://www.amazon.com/KONOLL-Handmade-Professional-Kitchen-Cleaver/dp/B08KRRX1CM/ref> (Year: 2020).*
Alaoki Chef Knife. Date First Available on Amazon.com Apr. 15, 2020. <https://www.amazon.com/dp/B0874XZLMF/ref> (Year: 2020).*

* cited by examiner

Primary Examiner — Ricky Pham

(57) **CLAIM**

The ornamental design for a kitchen knife, as shown and described.

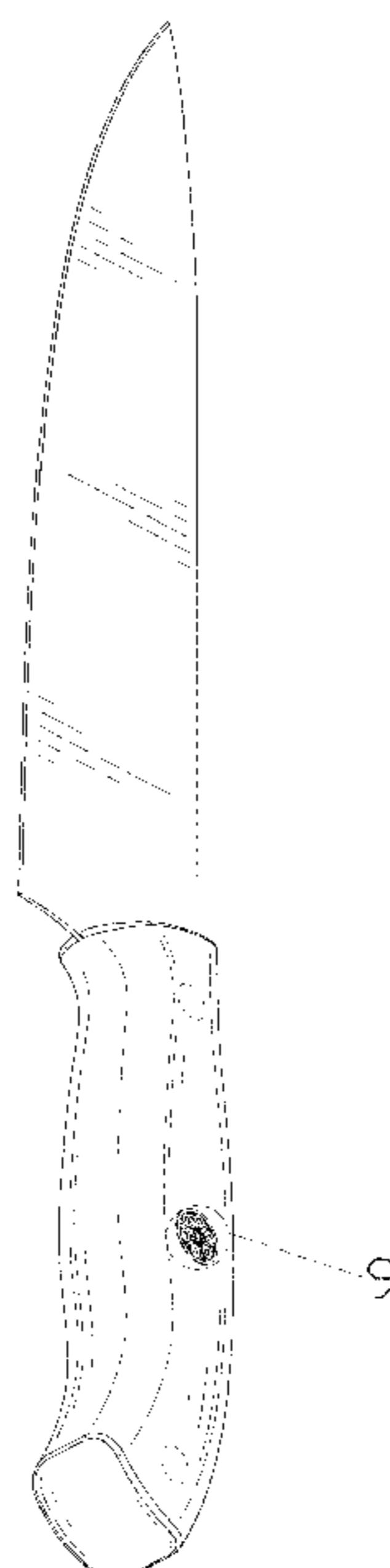
DESCRIPTION

FIG. 1 is a perspective view of a kitchen knife showing my new design;
FIG. 2 is another perspective view thereof;
FIG. 3 is a front elevational view thereof;
FIG. 4 is a rear elevational view thereof;
FIG. 5 is a left side elevational view thereof;
FIG. 6 is a right side elevational view thereof;
FIG. 7 is a top plan view thereof;
FIG. 8 is a bottom plan view thereof;
FIG. 9 is an enlarged view of portion 9 shown in FIG. 1; and,
FIG. 10 is an enlarged view of portion 10 shown in FIG. 2.
The broken lines in the drawings depict portions of the kitchen knife that form no part of the claimed design.

(56) **References Cited**
U.S. PATENT DOCUMENTS

D595,544 S * 7/2009 Thun D7/649
D643,261 S * 8/2011 Spiegel D7/649
D649,841 S * 12/2011 Lo D7/649
D688,913 S * 9/2013 Lo D7/401.2
D796,914 S * 9/2017 Liu D7/649
D809,339 S * 2/2018 Lo D7/401.2
D815,897 S * 4/2018 Insler D7/401.2
D816,433 S * 5/2018 Murken D7/649

1 Claim, 10 Drawing Sheets



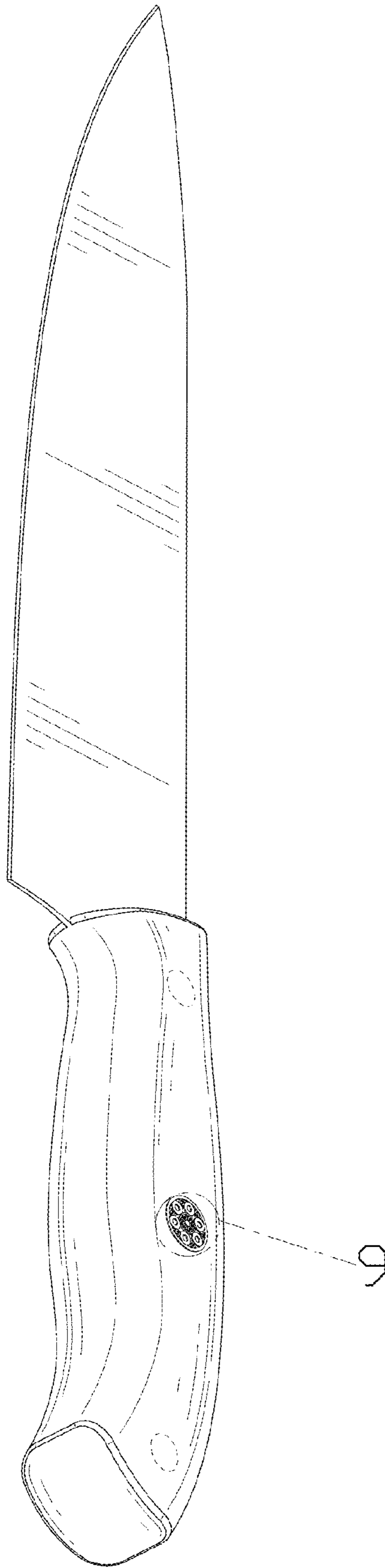


FIG. 1

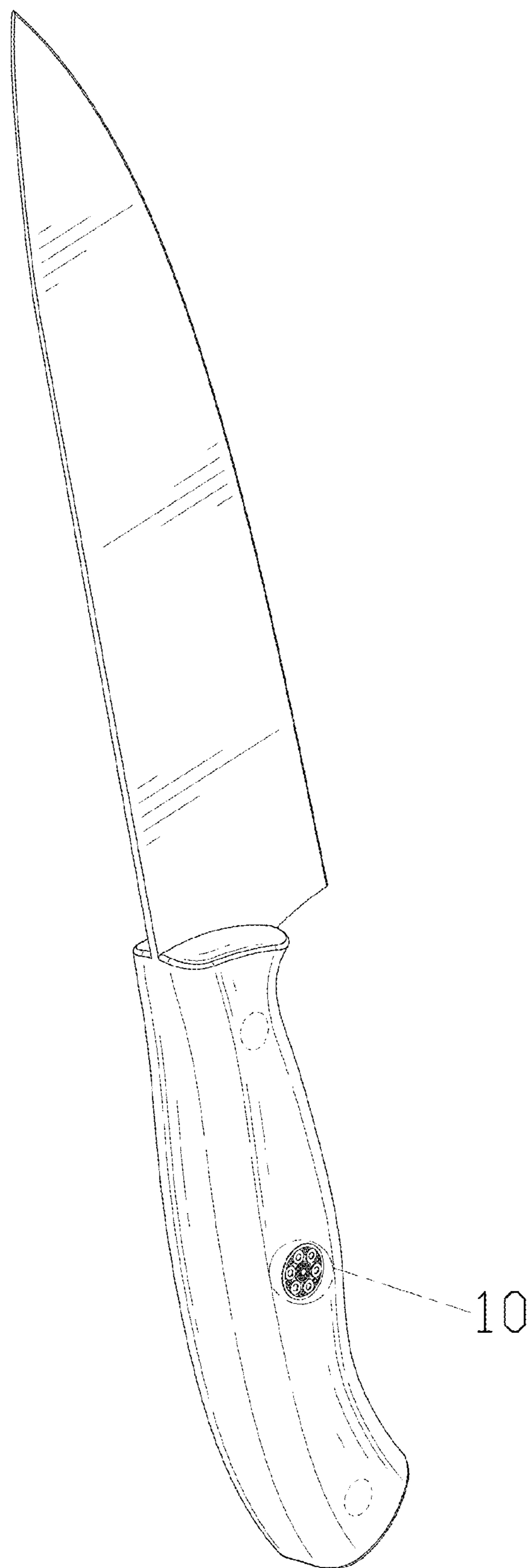


FIG. 2




FIG. 3

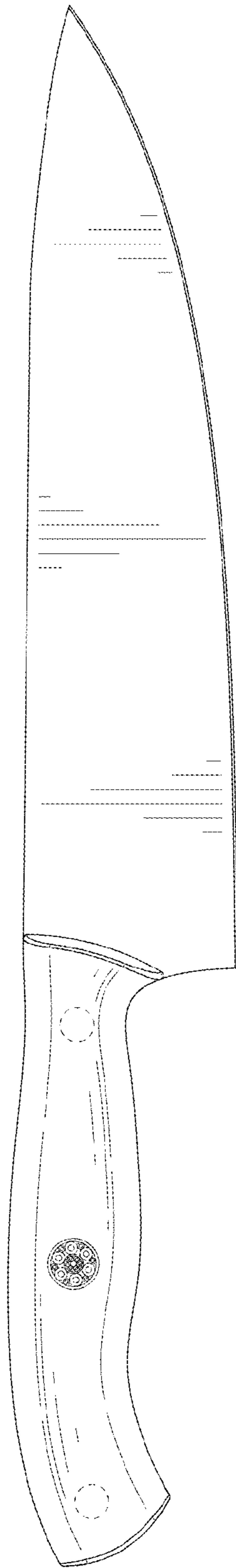


FIG. 4

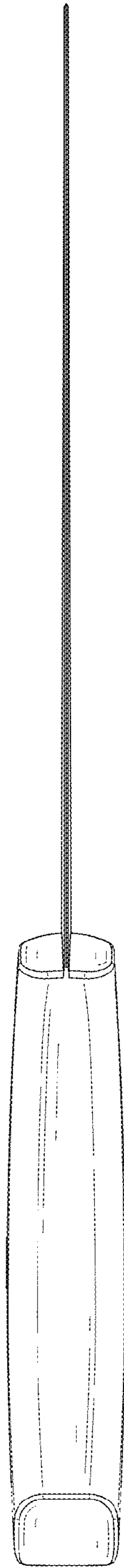


FIG. 5

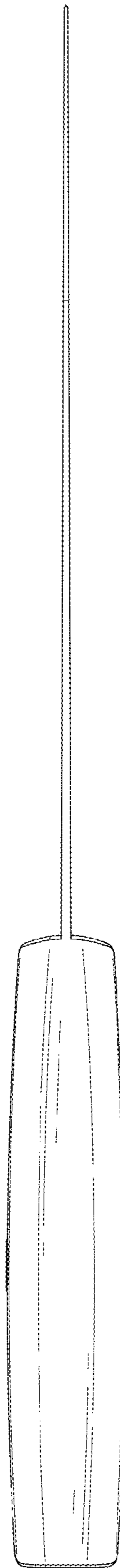


FIG. 6

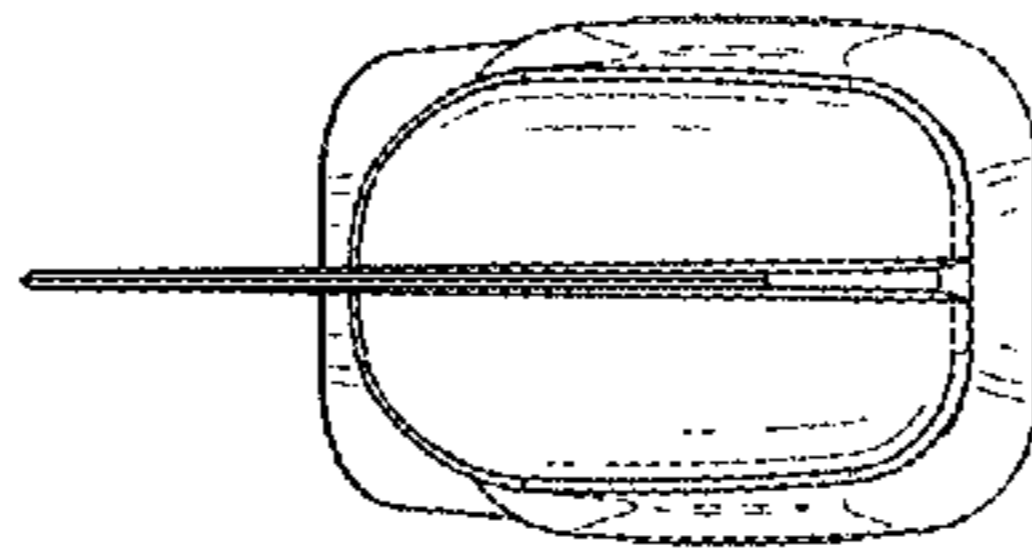


FIG. 7

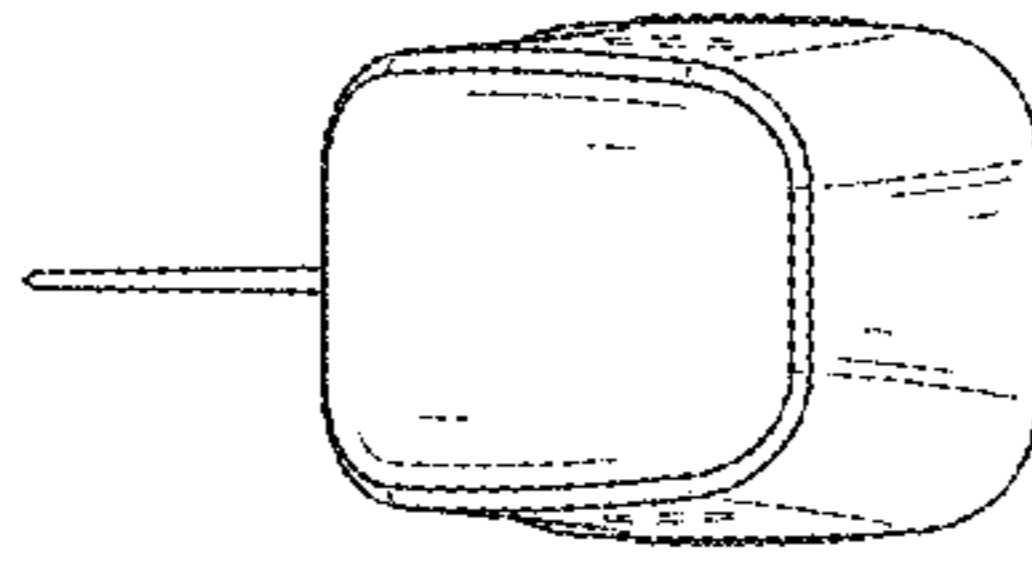


FIG. 8

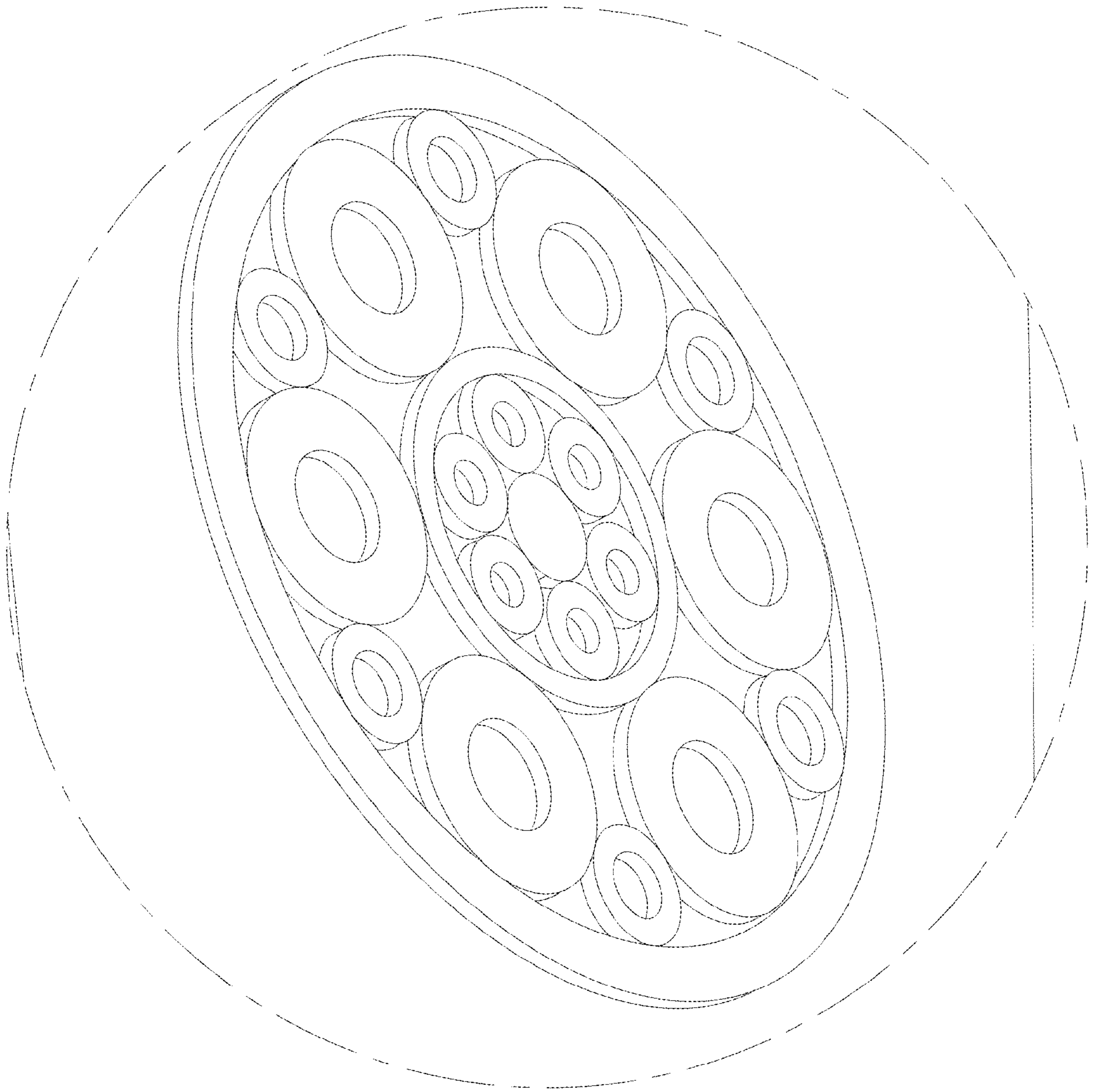


FIG. 9

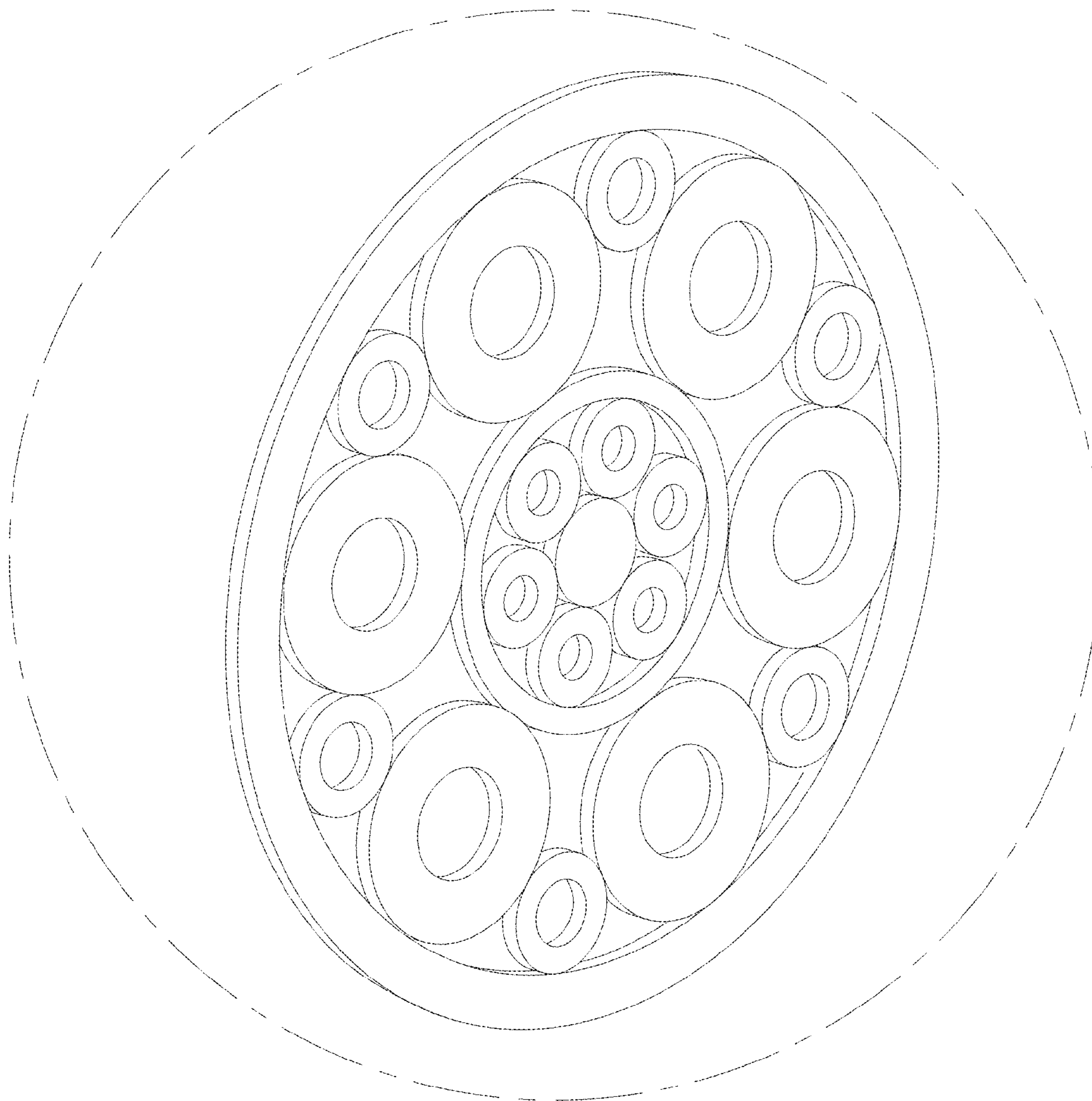


FIG. 10