



US00D937047S

(12) **United States Design Patent** (10) **Patent No.:** **US D937,047 S**
Chen (45) **Date of Patent:** **** Nov. 30, 2021**

(54) **KITCHEN KNIFE**
(71) Applicant: **Yao Hong Chen**, Shenzhen (CN)
(72) Inventor: **Yao Hong Chen**, Shenzhen (CN)
(**) Term: **15 Years**
(21) Appl. No.: **29/767,781**
(22) Filed: **Jan. 25, 2021**

D639,614 S * 6/2011 Krapfl D7/649
D660,098 S * 5/2012 Chen D7/649
D747,161 S * 1/2016 Makela D7/649
D773,888 S * 12/2016 Liu D7/401.2
D803,011 S * 11/2017 Liu D7/649
D809,862 S * 2/2018 Petsche D7/401.2
D831,419 S * 10/2018 Liu D7/401.2
D842,663 S * 3/2019 Heine et al.
D871,137 S * 12/2019 Brouillac D7/401.2
D893,947 S * 8/2020 Pulk D7/401.2
D896,593 S * 9/2020 Tarrerias

(51) **LOC (13) Cl.** **07-03**
(52) **U.S. Cl.**
USPC **D7/649**; D7/401.2; D7/695
(58) **Field of Classification Search**
USPC D7/393-395, 401.2, 642-652, 693,
D7/695-696; D8/93, 97-100, 107, 300,
D8/321; D22/117-118
CPC A01B 1/20; A01B 1/22; A22C 25/006;
A47G 21/06; A47G 21/065; A61B
17/3211; A61B 17/3213; B21D 53/64;
B25G 3/36; B26B 1/00; B26B 1/08;
B26B 1/10; B26B 3/00; B26B 3/02;
B26B 3/03; B26B 3/04; B26B 3/06;
B26B 5/00; B26B 5/001; B26B 5/007;
B26B 7/00; B26B 7/005; B26B 9/00;
B26B 9/02; B26B 11/00; B26B 11/006;
B26B 17/00; B26B 17/006; B26B 29/02
See application file for complete search history.

(56) **References Cited**
U.S. PATENT DOCUMENTS
D424,887 S * 5/2000 Stokes D7/649
D513,927 S * 1/2006 Chen D7/395
D524,121 S * 7/2006 Loeb D7/649
D629,260 S * 12/2010 Krent D7/649

OTHER PUBLICATIONS

Hammer Stahl 6-Inch Chef Knife. Date First Available on Amazon.com Nov. 2, 2016. <https://www.amazon.com/dp/B01M8QJG1E/ref> (Year: 2016).*

* cited by examiner

Primary Examiner — Ricky Pham

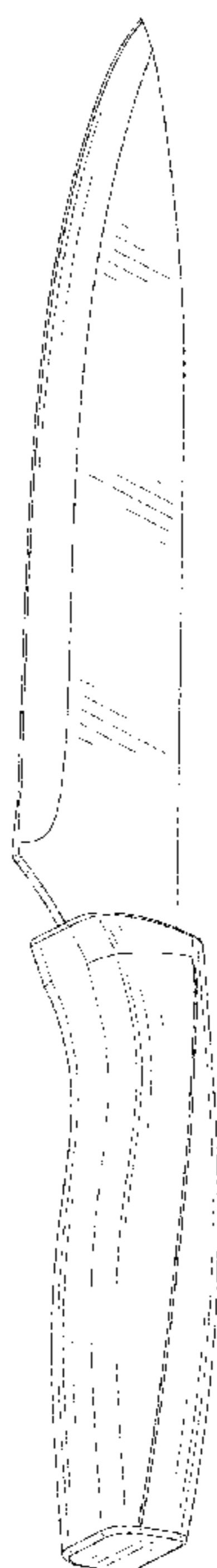
(57) **CLAIM**

The ornamental design for a kitchen knife, as shown and described.

DESCRIPTION

FIG. 1 is a perspective view of a kitchen knife showing my new design;
FIG. 2 is another perspective view thereof;
FIG. 3 is a front elevational view thereof;
FIG. 4 is a rear elevational view thereof;
FIG. 5 is a left side elevational view thereof;
FIG. 6 is a right side elevational view thereof;
FIG. 7 is a top plan view thereof; and,
FIG. 8 is a bottom plan view thereof.

1 Claim, 8 Drawing Sheets



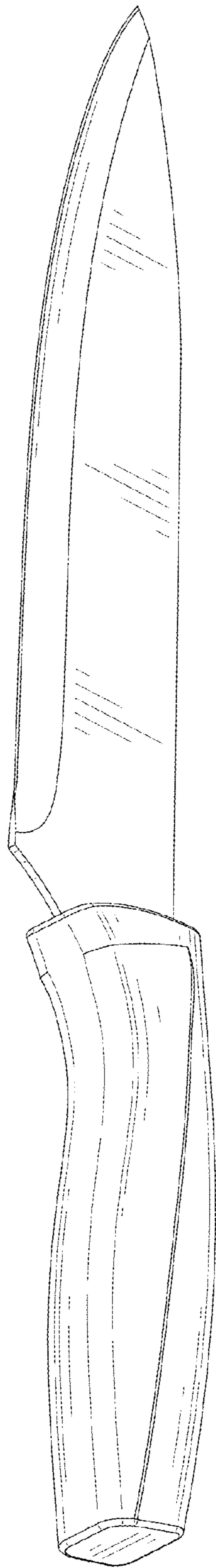


FIG. 1

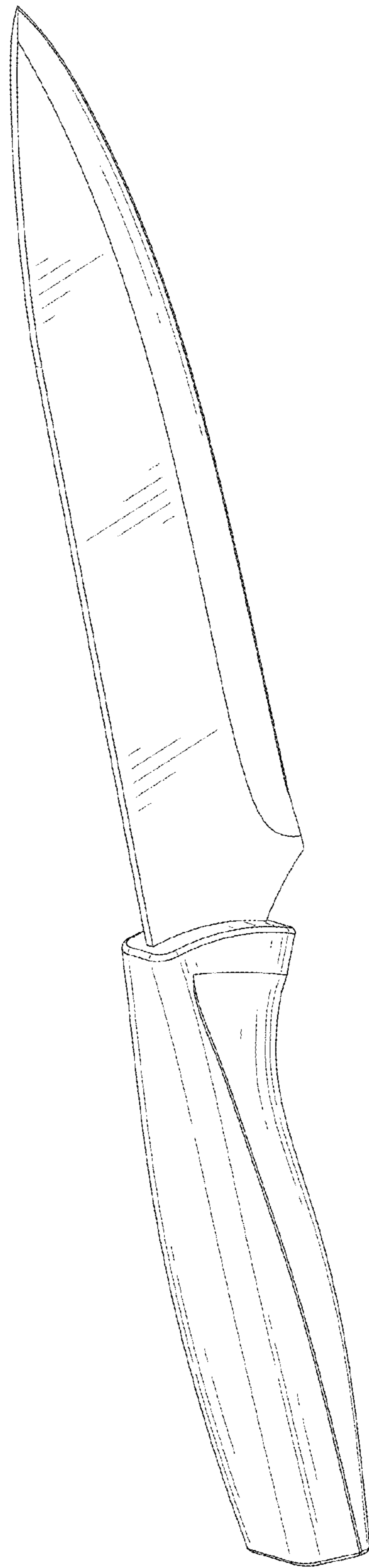


FIG. 2

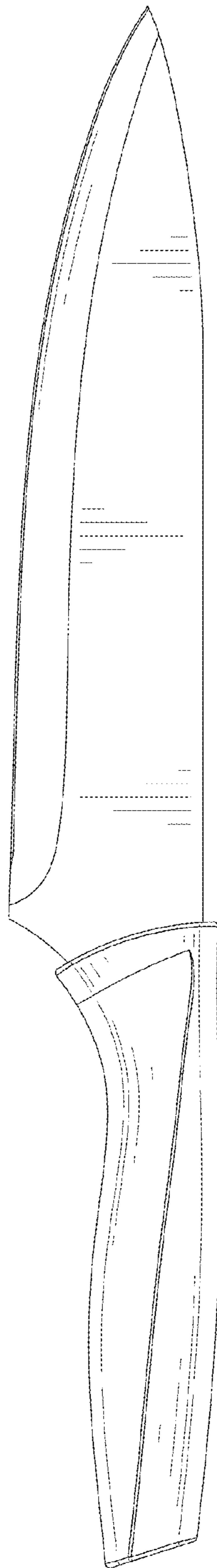


FIG. 3

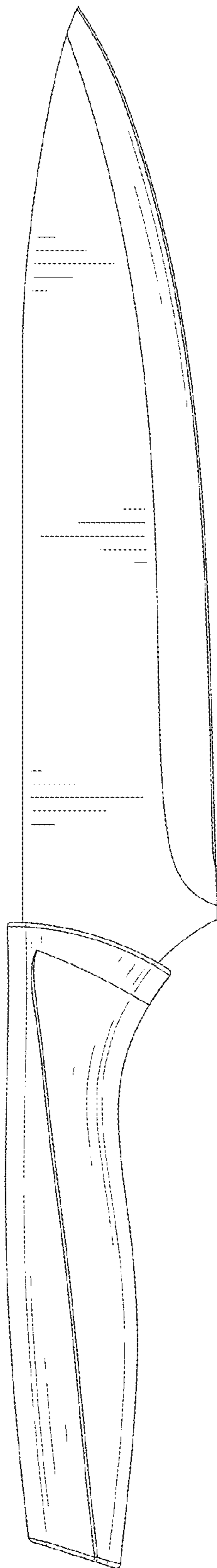


FIG. 4

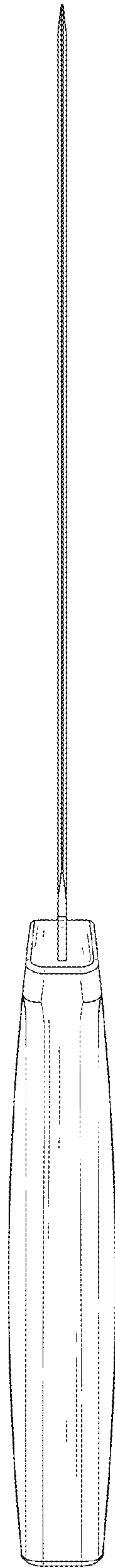


FIG. 5

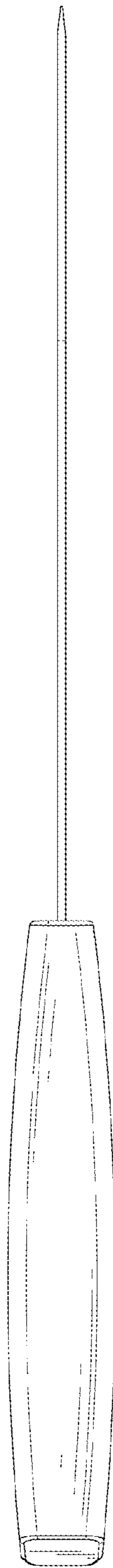


FIG. 6

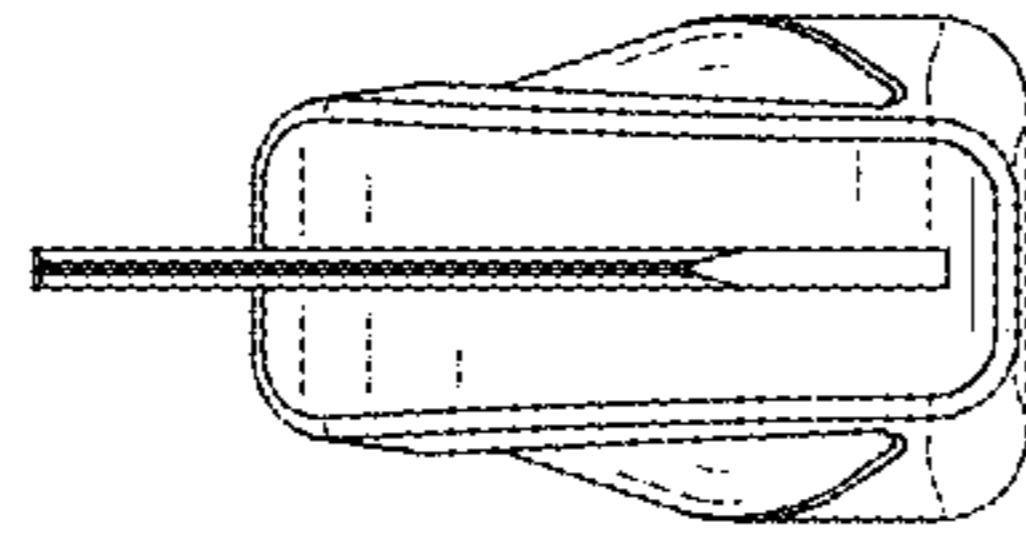


FIG. 7

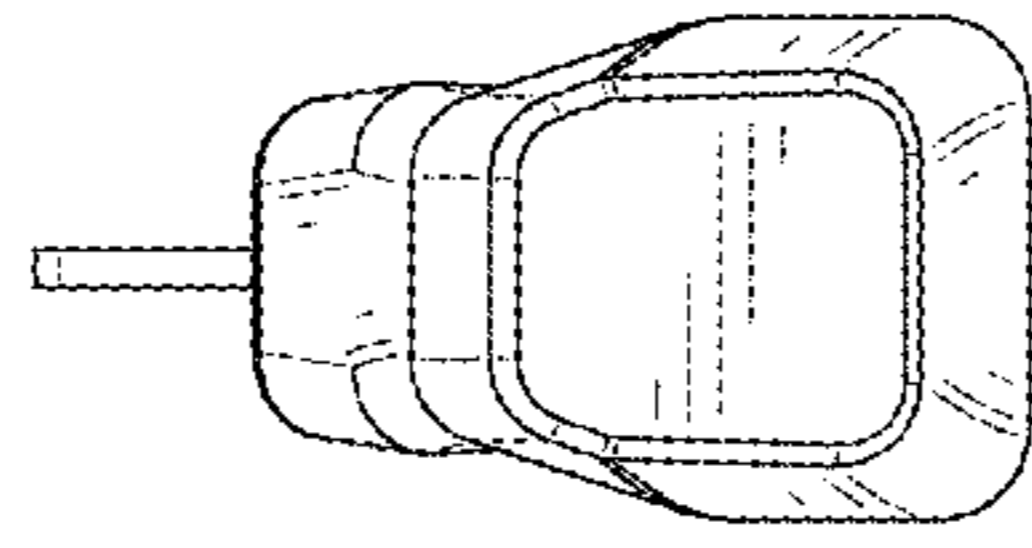


FIG. 8