



US00D937045S

(12) **United States Design Patent**
Kuwano

(10) **Patent No.:** **US D937,045 S**

(45) **Date of Patent:** **** Nov. 30, 2021**

(54) **KITCHEN KNIFE**

(71) Applicant: **KYOCERA Corporation**, Kyoto (JP)

(72) Inventor: **Yohei Kuwano**, Tokyo (JP)

(73) Assignee: **KYOCERA CORPORATION**, Kyoto (JP)

(**) Term: **15 Years**

(21) Appl. No.: **29/735,785**

(22) Filed: **May 25, 2020**

(30) **Foreign Application Priority Data**

Feb. 27, 2020 (JP) 2020-3717

Feb. 27, 2020 (JP) 2020-3718

(Continued)

(51) **LOC (13) Cl.** **07-03**

(52) **U.S. Cl.**
USPC **D7/649**; D7/401.2

(58) **Field of Classification Search**
USPC D7/393-395, 401.2, 642-652, 693,
D7/695-696; D8/93, 97-100, 107, 300,
D8/321; D22/117-118

(Continued)

(56) **References Cited**

U.S. PATENT DOCUMENTS

D554,437 S * 11/2007 Ono D7/649

D559,044 S * 1/2008 Ono D7/649

(Continued)

Primary Examiner — Ricky Pham

(74) *Attorney, Agent, or Firm* — Hauptman Ham, LLP

(57) **CLAIM**

The ornamental design for a kitchen knife, as shown and described.

DESCRIPTION

The patent or application file contains a least one drawing executed in color. Copies of this patent or patent application publication with color drawing(s) will be provided by the Office upon request and payment of the necessary fee.

FIG. 1 is a perspective view of a kitchen knife according to a first embodiment of my new design;

FIG. 2 is a front view thereof;

FIG. 3 is a rear view thereof;

FIG. 4 is a left side view thereof;

FIG. 5 is a right side view thereof;

FIG. 6 is a top view thereof;

FIG. 7 is a bottom view thereof;

FIG. 8 is a perspective view of a kitchen knife according to a second embodiment of my new design;

FIG. 9 is a front view thereof;

FIG. 10 is a rear view thereof;

FIG. 11 is a left side view thereof;

FIG. 12 is a right side view thereof;

FIG. 13 is a top view thereof;

FIG. 14 is a bottom view thereof;

FIG. 15 is a perspective view of a kitchen knife according to a third embodiment of my new design;

FIG. 16 is a front view thereof;

FIG. 17 is a rear view thereof;

FIG. 18 is a left side view thereof;

FIG. 19 is a right side view thereof;

FIG. 20 is a top view thereof; and,

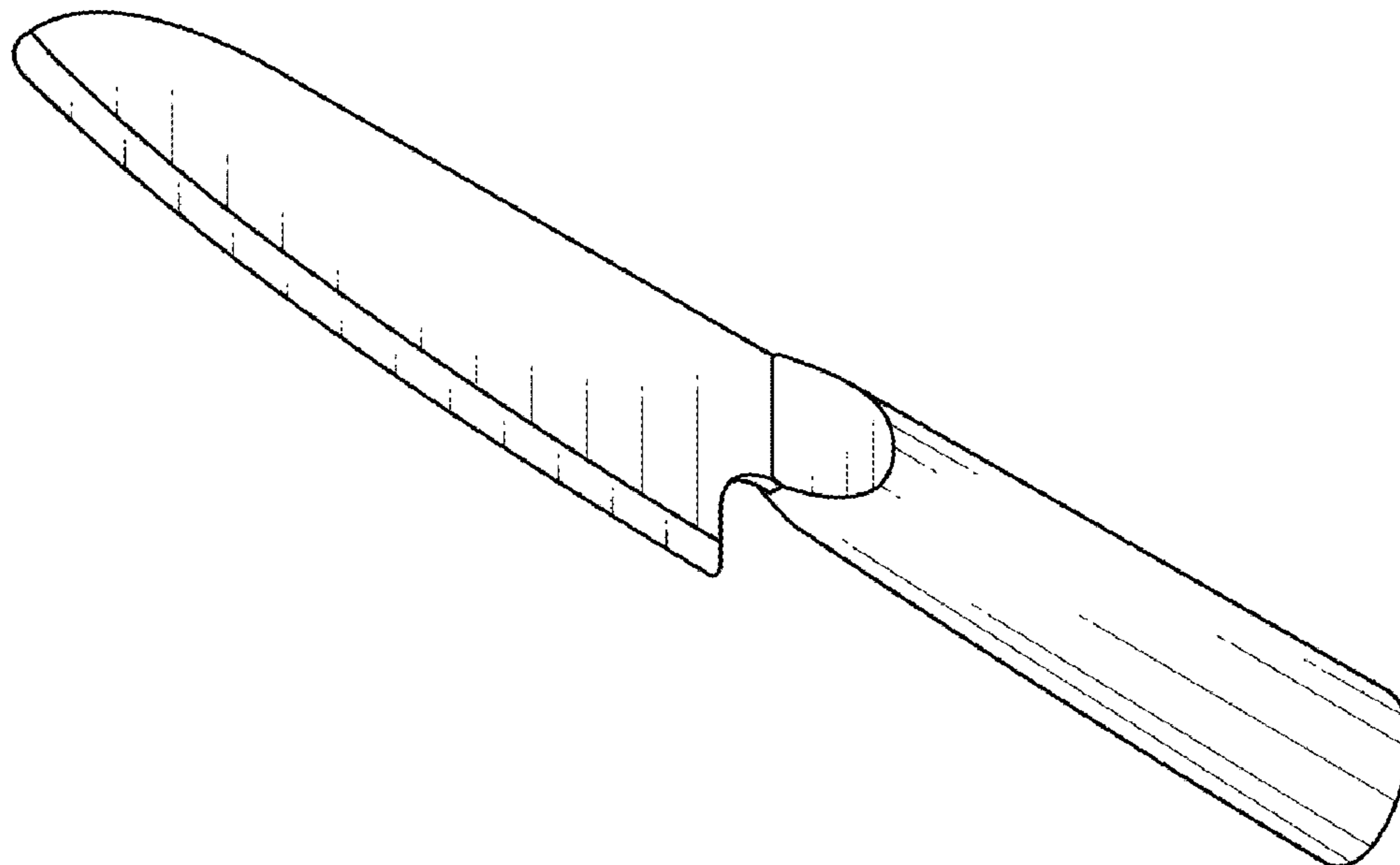
FIG. 21 is a bottom view thereof.

The broken lines showing a portion of a kitchen knife form no part of the claimed design.

In the second embodiment, the blade and handle portion are white.

In the third embodiment, the blade and handle portion are black.

1 Claim, 17 Drawing Sheets
(5 of 17 Drawing Sheet(s) Filed in Color)



(30) **Foreign Application Priority Data**

Mar. 27, 2020 (JP) 2020-5929
Mar. 27, 2020 (JP) 2020-5930

(58) **Field of Classification Search**

CPC A01B 1/20; A01B 1/22; A22C 25/006;
A47G 21/06; A47G 21/065; A61B
17/3211; A61B 17/3213; B21D 53/64;
B25G 3/36; B26B 1/00; B26B 1/08;
B26B 1/10; B26B 3/00; B26B 3/02;
B26B 3/03; B26B 3/04; B26B 3/06;
B26B 5/00; B26B 5/001; B26B 5/007;
B26B 7/00; B26B 7/005; B26B 9/00;
B26B 9/02; B26B 11/00; B26B 11/006;
B26B 17/00; B26B 17/006; B26B 29/02

See application file for complete search history.

(56) **References Cited**

U.S. PATENT DOCUMENTS

D649,412 S * 11/2011 Lo D7/649
D809,862 S * 2/2018 Petsche D7/401.2
D833,219 S * 11/2018 Liu D7/401.2
D842,663 S * 3/2019 Heine D7/649
D849,476 S * 5/2019 Heine D7/401.2
D878,858 S * 3/2020 Liu D7/401.2
D885,127 S * 5/2020 Lin D7/401.2
2009/0158600 A1 * 6/2009 Ishai B26B 3/00
30/314

* cited by examiner

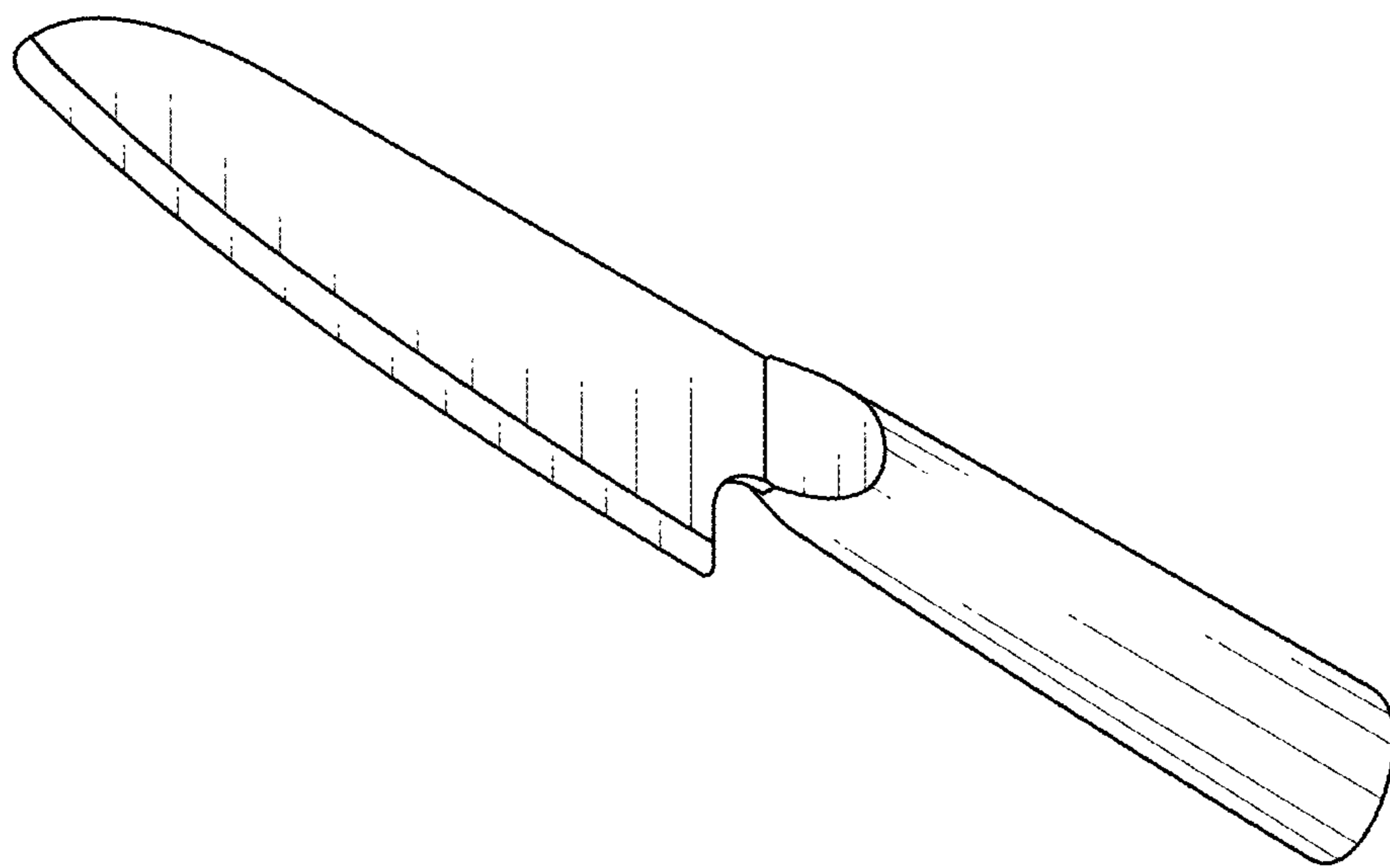


FIG. 1

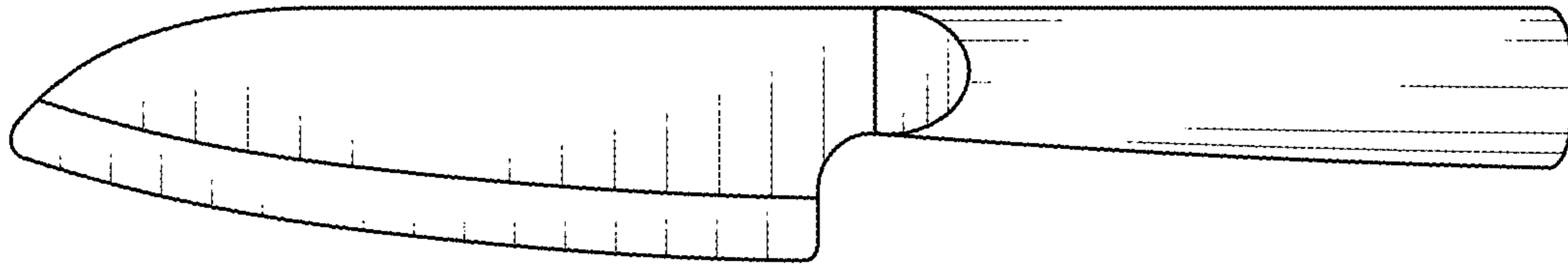


FIG. 2

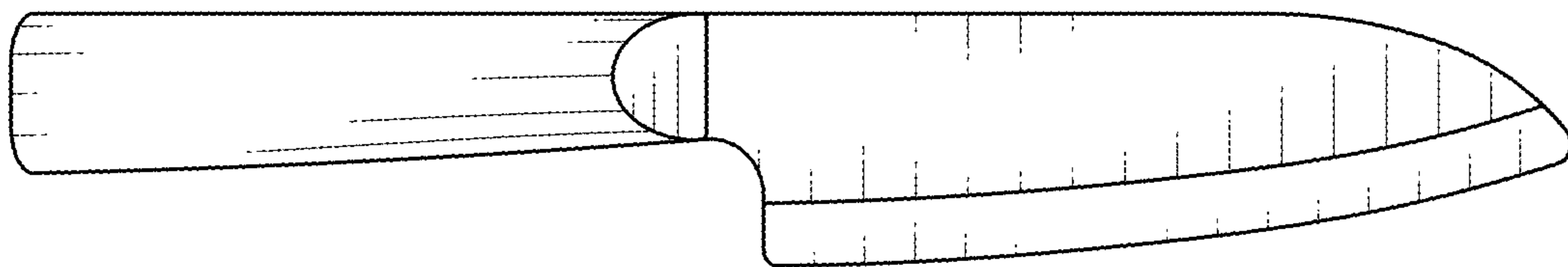


FIG. 3

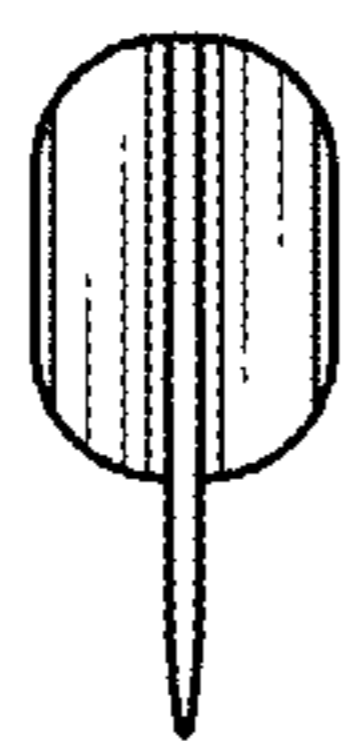


FIG. 4

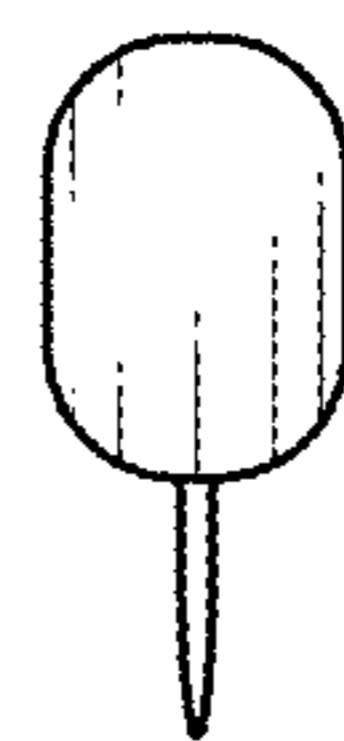


FIG. 5

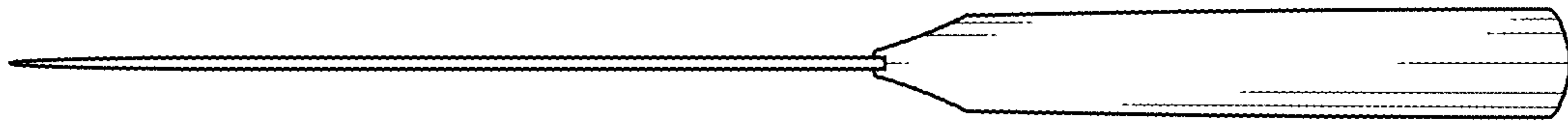


FIG. 6

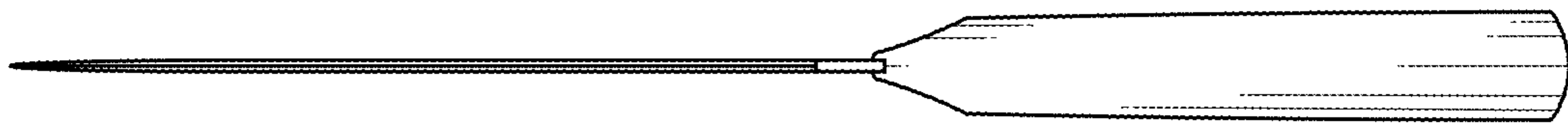


FIG. 7




FIG. 8




FIG. 9




FIG. 10




FIG. 11




FIG. 12




FIG. 13




FIG. 14




FIG. 15



FIG. 16



FIG. 17




FIG. 18




FIG. 19




FIG. 20




FIG. 21