



US00D937043S

(12) **United States Design Patent** (10) **Patent No.:** **US D937,043 S**  
**Yao** (45) **Date of Patent:** **\*\* Nov. 30, 2021**

(54) **BOTTLE**  
(71) Applicant: **EVERICH AND TOMIC HOUSEWARES CO., LTD., Zhejiang (CN)**  
(72) Inventor: **Huajun Yao, Zhejiang (CN)**  
(73) Assignee: **EVERICH AND TOMIC HOUSEWARES CO., LTD., Zhejiang (CN)**

D464,888 S \* 10/2002 Slater ..... D9/529  
6,667,936 B1 \* 12/2003 Ditzig ..... A61J 7/0409  
368/10  
D658,014 S \* 4/2012 Miga, Jr. .... D7/629  
D800,502 S \* 10/2017 Weernink ..... D7/510  
D837,595 S \* 1/2019 Ward ..... D7/507  
D842,040 S \* 3/2019 Lou ..... D7/511  
D854,886 S \* 7/2019 Lou ..... D7/510  
D891,865 S \* 8/2020 Han ..... D7/510  
D892,569 S \* 8/2020 Haller ..... D7/629  
2016/0068317 A1 \* 3/2016 Petit ..... B65D 50/045  
206/438  
2017/0174402 A1 \* 6/2017 Rogers ..... G07C 9/37

(\*\*) Term: **15 Years**

\* cited by examiner

(21) Appl. No.: **29/706,225**

*Primary Examiner* — Susan E Krakower

(22) Filed: **Sep. 18, 2019**

*Assistant Examiner* — Andrew Kerr

(30) **Foreign Application Priority Data**

(74) *Attorney, Agent, or Firm* — Global IP Services; Tianhua Gu

Mar. 21, 2019 (CN) ..... 201930119225.2

(51) **LOC (13) Cl.** ..... **09-07**

(57) **CLAIM**

(52) **U.S. Cl.**  
USPC ..... **D7/629; D7/511; D7/532; D9/550; D9/563; D9/569**

The ornamental design for a bottle, as shown and described.

(58) **Field of Classification Search**  
USPC ..... D7/300, 310, 313, 509, 510, 511, 523, D7/531, 532, 300.1, 590, 591, 601, 602, D7/629, 630, 396.2; D9/763, 772, 773, D9/774, 779, 780, 549, 550, 556, 559, D9/563, 569; D3/202  
CPC ..... A47G 19/22; A47G 19/226; A47J 41/00; A47J 43/27; A45F 3/16; B65D 1/00; B65D 1/10

**DESCRIPTION**

See application file for complete search history.

FIG. 1 is a front elevational view of a bottle, showing my new design;  
FIG. 2 is a rear elevational view thereof;  
FIG. 3 is a left side elevational view thereof;  
FIG. 4 is a right side elevational view thereof;  
FIG. 5 is a top plan view thereof;  
FIG. 6 is a bottom plan view thereof;  
FIG. 7 is a top perspective view thereof; and,  
FIG. 8 is a bottom perspective view thereof.  
The de-emphasized and half-tone portions shown within the broken lines in the drawing views depict portions of the bottle that form no part of the claimed design.

(56) **References Cited**

**U.S. PATENT DOCUMENTS**

D290,323 S \* 6/1987 Weernink ..... D7/511  
D322,218 S \* 12/1991 Lynd ..... D9/556

**1 Claim, 8 Drawing Sheets**






FIG. 1




FIG. 2




FIG. 3




FIG. 4



FIG. 5




FIG. 6



FIG. 7





FIG. 8