



US00D937012S

(12) **United States Design Patent**
Song

(10) **Patent No.:** **US D937,012 S**

(45) **Date of Patent:** **** Nov. 30, 2021**

- (54) **INFLATABLE MATTRESS**
- (71) Applicant: **Shengping Song**, Hunan (CN)
- (72) Inventor: **Shengping Song**, Hunan (CN)
- (73) Assignee: **Dongguan Yehu Outdoor Product Co., Ltd.**, Guangdong (CN)
- (**) Term: **15 Years**
- (21) Appl. No.: **29/714,743**
- (22) Filed: **Nov. 26, 2019**
- (30) **Foreign Application Priority Data**

Nov. 8, 2019 (EM) 007205612

- (51) **LOC (13) Cl.** **06-09**
- (52) **U.S. Cl.**
USPC **D6/604**
- (58) **Field of Classification Search**
USPC D6/361, 596, 603-605, 610, 611, 616,
D6/695.1, 695.3; D7/376, 391; D5/61;
D21/803, 809; D24/103
CPC A45C 13/36; A45C 3/03; A45C 3/001;
B60R 7/043; B60N 2/60; A47C 31/00
See application file for complete search history.

(56) **References Cited**

U.S. PATENT DOCUMENTS

- D108,622 S * 3/1938 Johnson D6/604
- 3,323,983 A * 6/1967 Palmer D21J 1/16
162/362
- D316,001 S * 4/1991 Guard D6/601
- 5,096,527 A * 3/1992 Biagiotti B31F 1/07
156/209
- 5,990,377 A * 11/1999 Chen D04H 1/425
604/381
- D487,372 S * 3/2004 Ku D6/604

- D524,585 S * 7/2006 Contreras D6/606
- D627,941 S * 11/2010 Cocchioni D32/40
- D653,485 S * 2/2012 Karp D6/596
- 8,281,436 B2 * 10/2012 Spahn A61G 7/05769
5/706
- 8,973,267 B2 * 3/2015 Gelli B23C 3/32
29/895.3
- D802,336 S * 11/2017 Shir D6/605
- D830,736 S * 10/2018 Adumitresi D6/604
- D897,740 S * 10/2020 Tan D04H 1/425
D6/604
- D899,148 S * 10/2020 Liu D6/604
- D899,149 S * 10/2020 Tan A61G 7/05769
D6/604
- D905,475 S * 12/2020 Zhang D6/604
- D906,814 S * 1/2021 Hsieh D9/456
- D921,400 S * 6/2021 He D6/604
- 2008/0318506 A1 * 12/2008 Brown B24D 11/00
451/539
- 2019/0381819 A1 * 12/2019 Brown B41M 1/26

* cited by examiner

Primary Examiner — Karen S Acker

(57) **CLAIM**

The ornamental design for an inflatable mattress, as shown and described.

DESCRIPTION

FIG. 1 is a perspective view of an inflatable mattress showing my new design;
 FIG. 2 is a front elevation view thereof;
 FIG. 3 is a rear elevation view thereof;
 FIG. 4 is a left side elevation view thereof;
 FIG. 5 is a right side elevation view thereof;
 FIG. 6 is a top plan view thereof; and,
 FIG. 7 is a bottom plan view thereof.

1 Claim, 7 Drawing Sheets

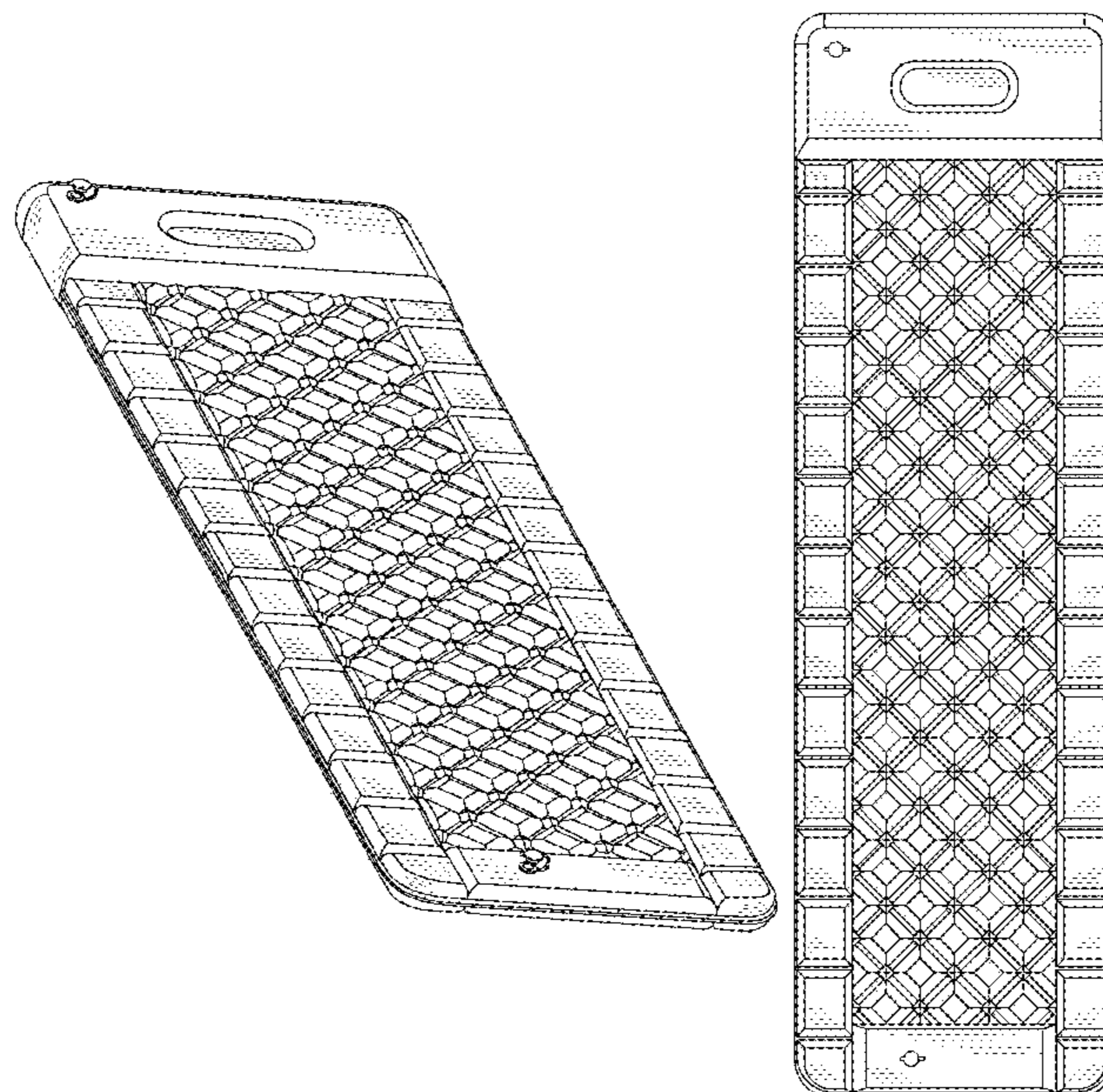




FIG.1




FIG.2




FIG.3

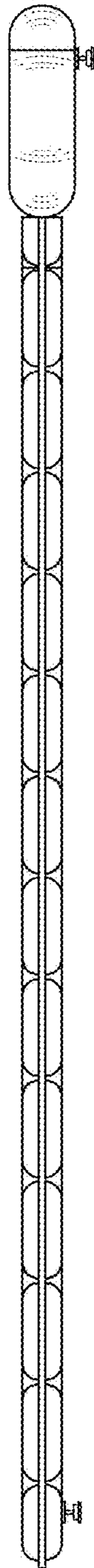


FIG.4

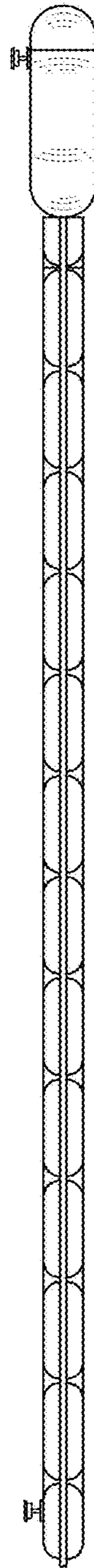


FIG. 5

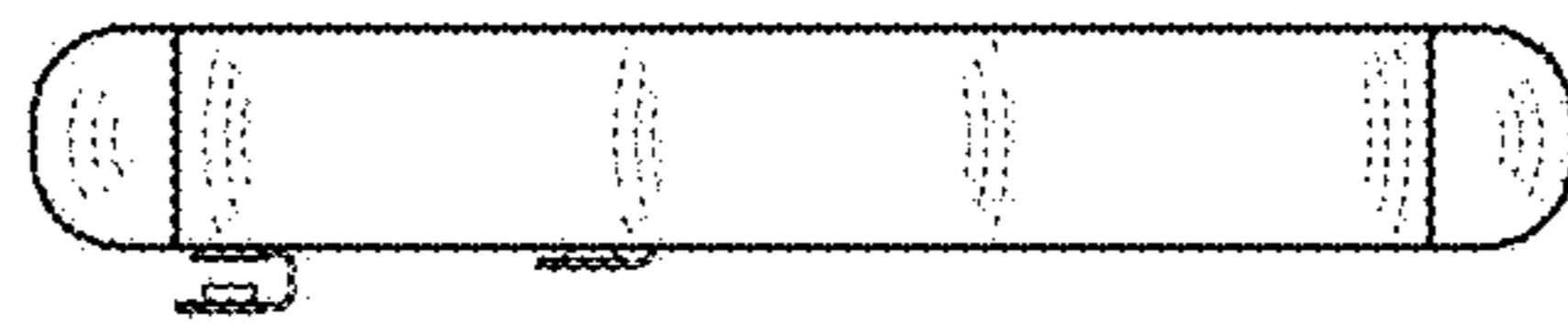


FIG. 6

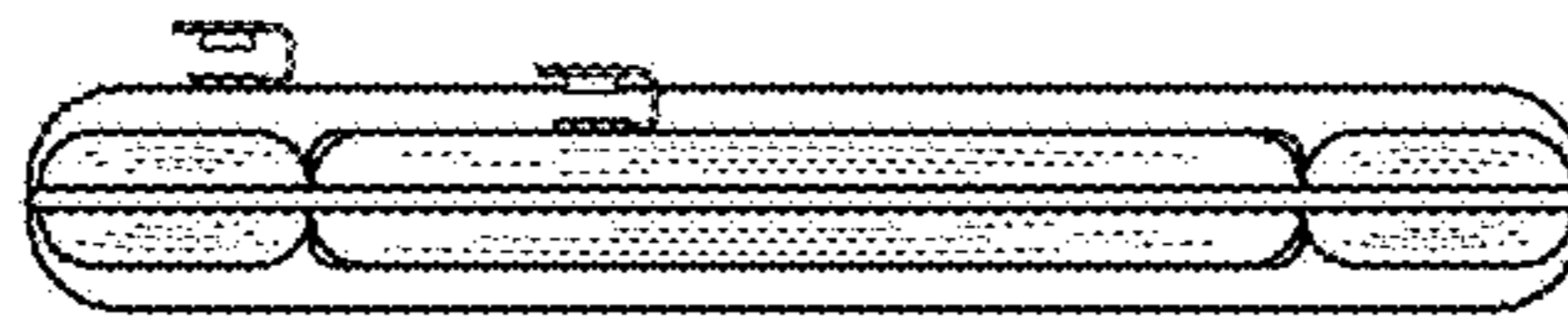


FIG. 7