



US00D937011S

(12) **United States Design Patent** (10) **Patent No.:** **US D937,011 S**
Suen (45) **Date of Patent:** **** Nov. 30, 2021**

(54) **BLANKET WITH POCKET**
(71) Applicant: **Shelby Brothers Limited, LLC**, Daly City, CA (US)
(72) Inventor: **Michael D. Suen**, Daly City, CA (US)
(**) Term: **15 Years**
(21) Appl. No.: **29/736,877**
(22) Filed: **Jun. 3, 2020**
(51) **LOC (13) Cl.** **06-13**
(52) **U.S. Cl.**
USPC **D6/603; D6/592**
(58) **Field of Classification Search**
USPC D6/582-583, 587-592, 595-609, D6/617-622; D21/803-809, 599; D24/178, 180, 181, 183, 189; D2/719, D2/725, 734, 741
CPC A47G 9/00; A47G 2009/001; A47G 2009/002; A47G 2009/003; A47G 2009/005; A47G 2009/006; A47G 9/02; A47G 9/0207; A47G 9/0215; A47G 9/0223; A47G 9/023; A47G 9/0238; A47G 9/0246; A47G 9/0253; A47G 9/0261; A47G 9/06; A47G 9/062; A47G 9/066; A47G 9/068; A47G 9/08; A47G 2009/0276; A47G 9/0284; A47G 9/0292; A47G 9/04; A47G 9/10
See application file for complete search history.

D336,986 S * 7/1993 Seymour D3/233
D339,710 S * 9/1993 Perna, Jr. D6/608
5,666,679 A * 9/1997 Ruddy A47G 9/0207
112/440

(Continued)

Primary Examiner — Jennifer L Rempfer
(74) *Attorney, Agent, or Firm* — Dascenzo Gates Intellectual Property Law, P.C.

(57) **CLAIM**


The ornamental design for a blanket with pocket, as shown and described.

DESCRIPTION

FIG. 1 is a front isometric view of a blanket showing a design according to the present disclosure.
FIG. 2 is a rear isometric view of the blanket of FIG. 1.
FIG. 3 is a front plan view of the blanket of FIG. 1.
FIG. 4 is a rear plan view of the blanket of FIG. 1.
FIG. 5 is a left side elevation view of the blanket of FIG. 1.
FIG. 6 is a right side elevation view of the blanket of FIG. 1.
FIG. 7 is a top view of the blanket of FIG. 1.
FIG. 8 is a bottom view of the blanket of FIG. 1.
FIG. 9 is a front isometric view of a second embodiment of a blanket showing the design.
FIG. 10 is a rear isometric view of the blanket of FIG. 9.
FIG. 11 is a front plan view of the blanket of FIG. 9.
FIG. 12 is a rear plan view of the blanket of FIG. 9.
FIG. 13 is a left side elevation view of the blanket of FIG. 9.
FIG. 14 is a right side elevation view of the blanket of FIG. 9.
FIG. 15 is a top view of the blanket of FIG. 9; and, FIG. 16 is a bottom view of the blanket of FIG. 9.
The shading lines shown in the drawings represent the approximate three-dimensional contour of the claimed design and are not intended to indicate surface decoration.

1 Claim, 12 Drawing Sheets

(56) **References Cited**
U.S. PATENT DOCUMENTS
2,731,997 A * 1/1956 Muth et al. A45C 9/00 383/4
4,337,812 A * 7/1982 Trinkner A45C 9/00 206/541
4,794,029 A * 12/1988 Tennant A45C 3/10 190/1
D316,791 S * 5/1991 Carney D6/595



(56)

References Cited

U.S. PATENT DOCUMENTS

5,693,398 A * 12/1997 Granger A45C 3/10
 383/4
 5,720,043 A * 2/1998 White, Sr. A41D 7/008
 2/69
 D391,797 S * 3/1998 Vuori D6/608
 5,895,118 A * 4/1999 Hensley A45C 9/00
 383/3
 D409,874 S * 5/1999 Amick D6/608
 D414,067 S * 9/1999 Wickline D6/608
 D421,178 S * 2/2000 Dandini D3/233
 D431,746 S * 10/2000 Pennington D6/608
 D433,590 S * 11/2000 Johnson D6/608
 D447,346 S * 9/2001 Abbosh D5/99
 D493,657 S * 8/2004 Farago D6/608
 D547,102 S * 7/2007 Overstreet D6/608
 D552,911 S * 10/2007 Henning D6/592
 D632,481 S * 2/2011 Detwiler D3/233
 D665,213 S * 8/2012 Mierzwa D6/608
 D714,078 S * 9/2014 Russo, Jr. A45C 13/008
 D6/608
 D741,619 S * 10/2015 Armstead D6/595
 D763,551 S * 8/2016 Drone D2/823
 D779,142 S * 2/2017 Baldwin D32/40
 D812,397 S * 3/2018 Davis D6/608
 D849,444 S * 5/2019 Spuij D6/592
 D855,355 S * 8/2019 McClellan-Miller
 D859,823 S * 9/2019 Wood D3/233
 D879,506 S * 3/2020 King D6/592
 D911,752 S * 3/2021 Grant D6/608
 2003/0196266 A1 * 10/2003 Zheng A47G 9/062
 5/417
 2018/0360241 A1 12/2018 McClellan-Miller

* cited by examiner

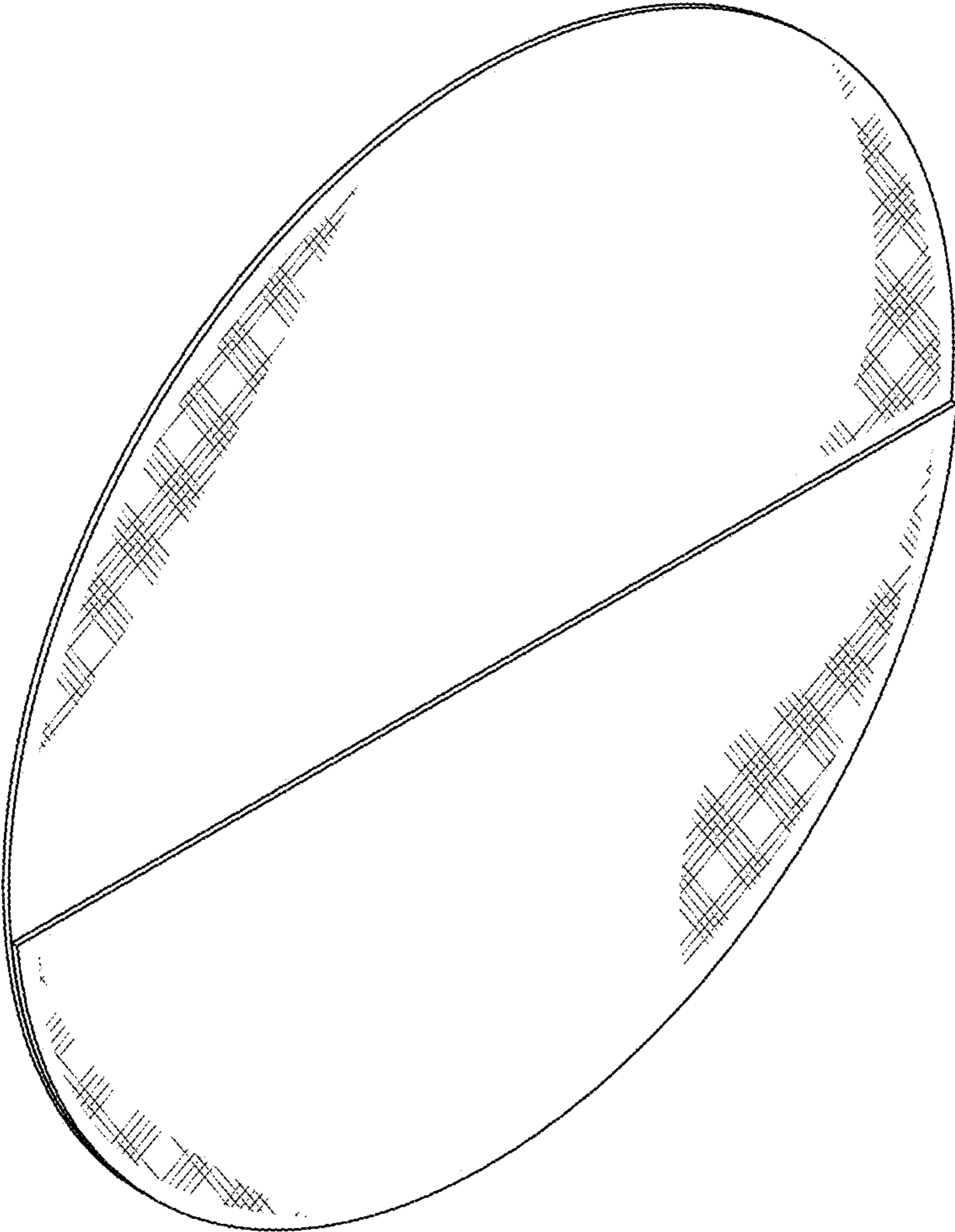


FIG. 1

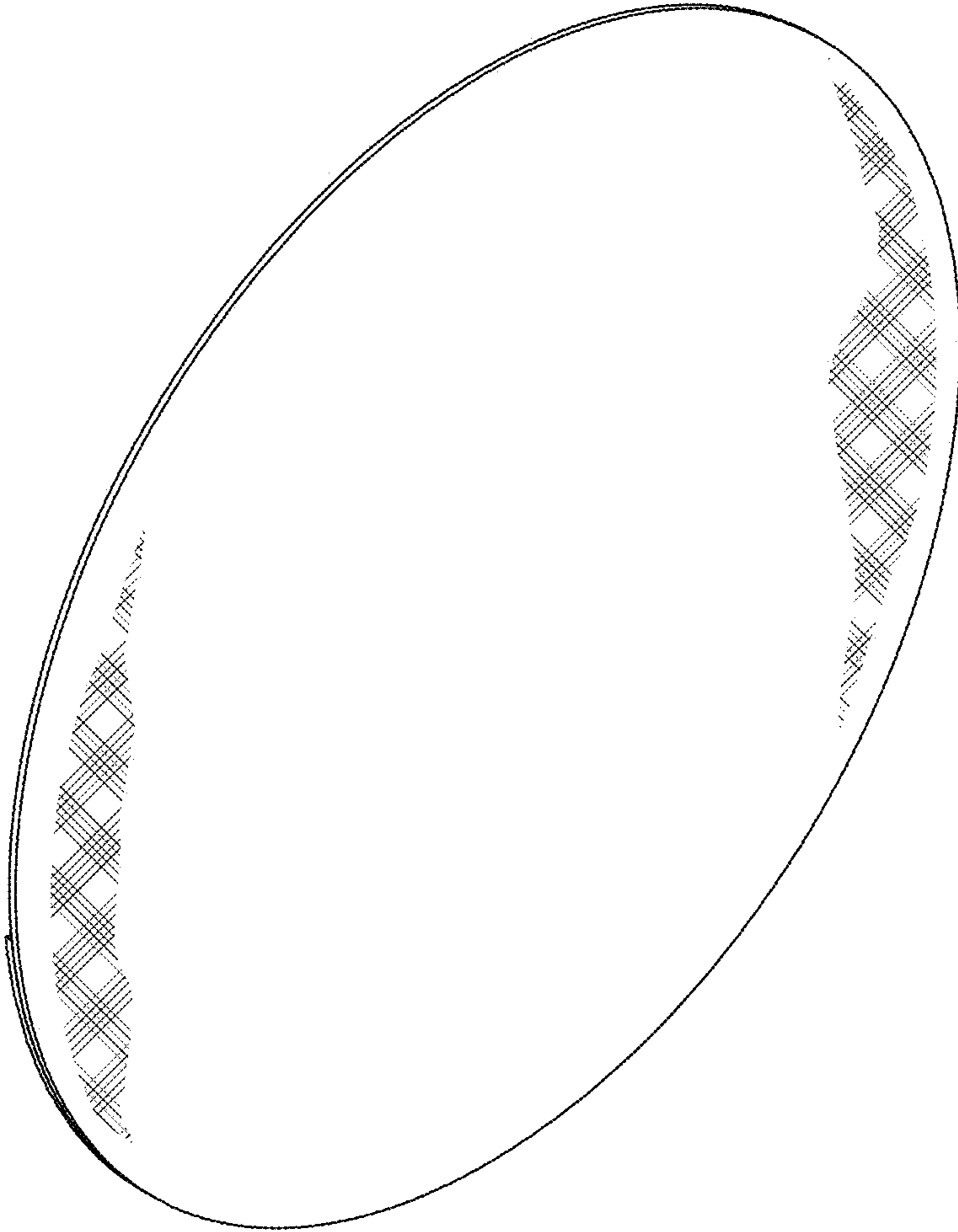


FIG. 2

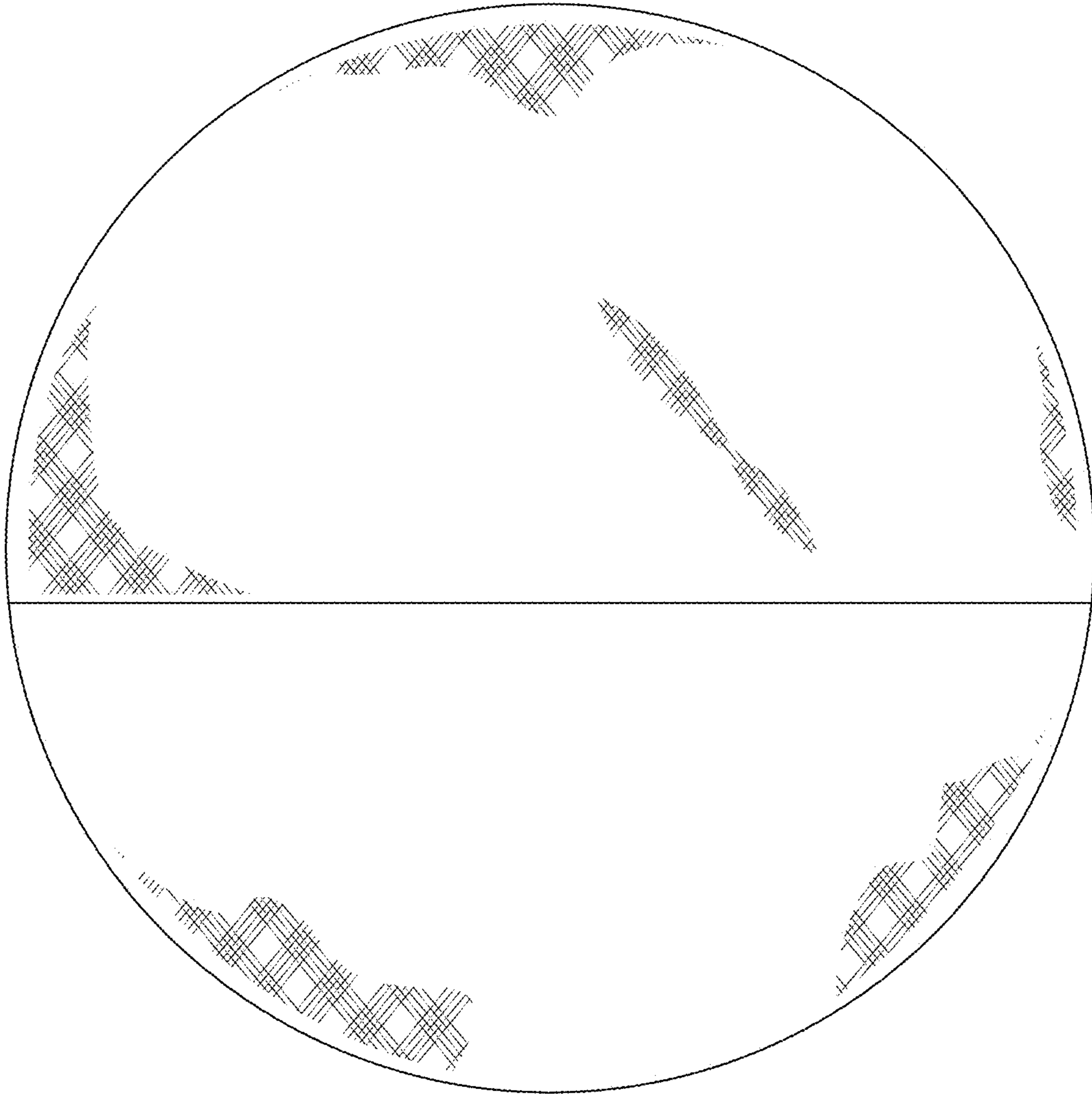


FIG. 3

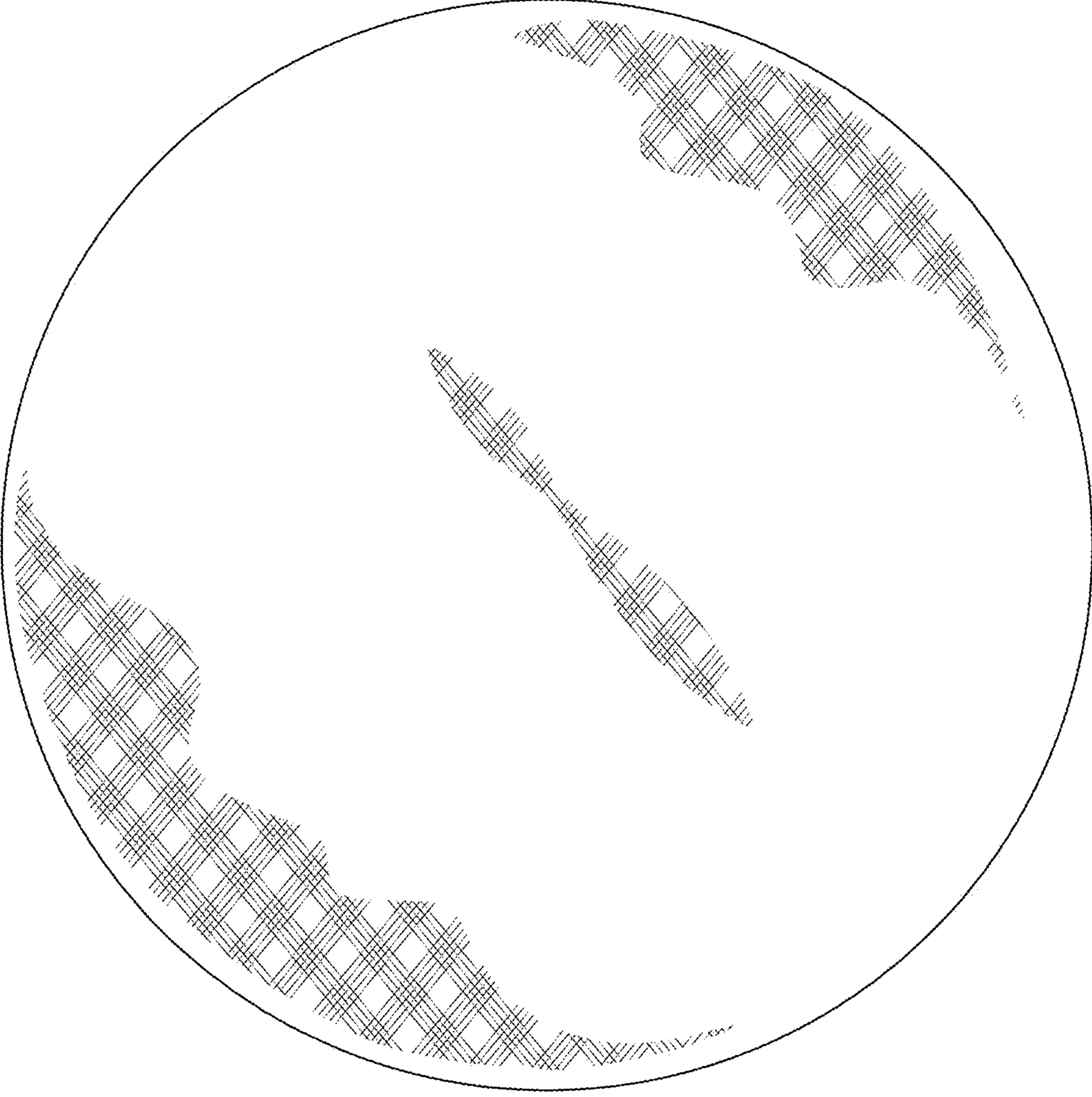


FIG. 4



FIG. 5

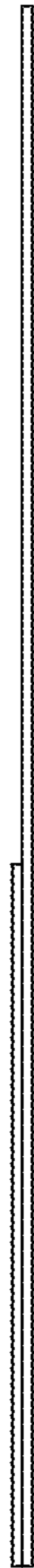


FIG. 6




FIG. 7



FIG. 8

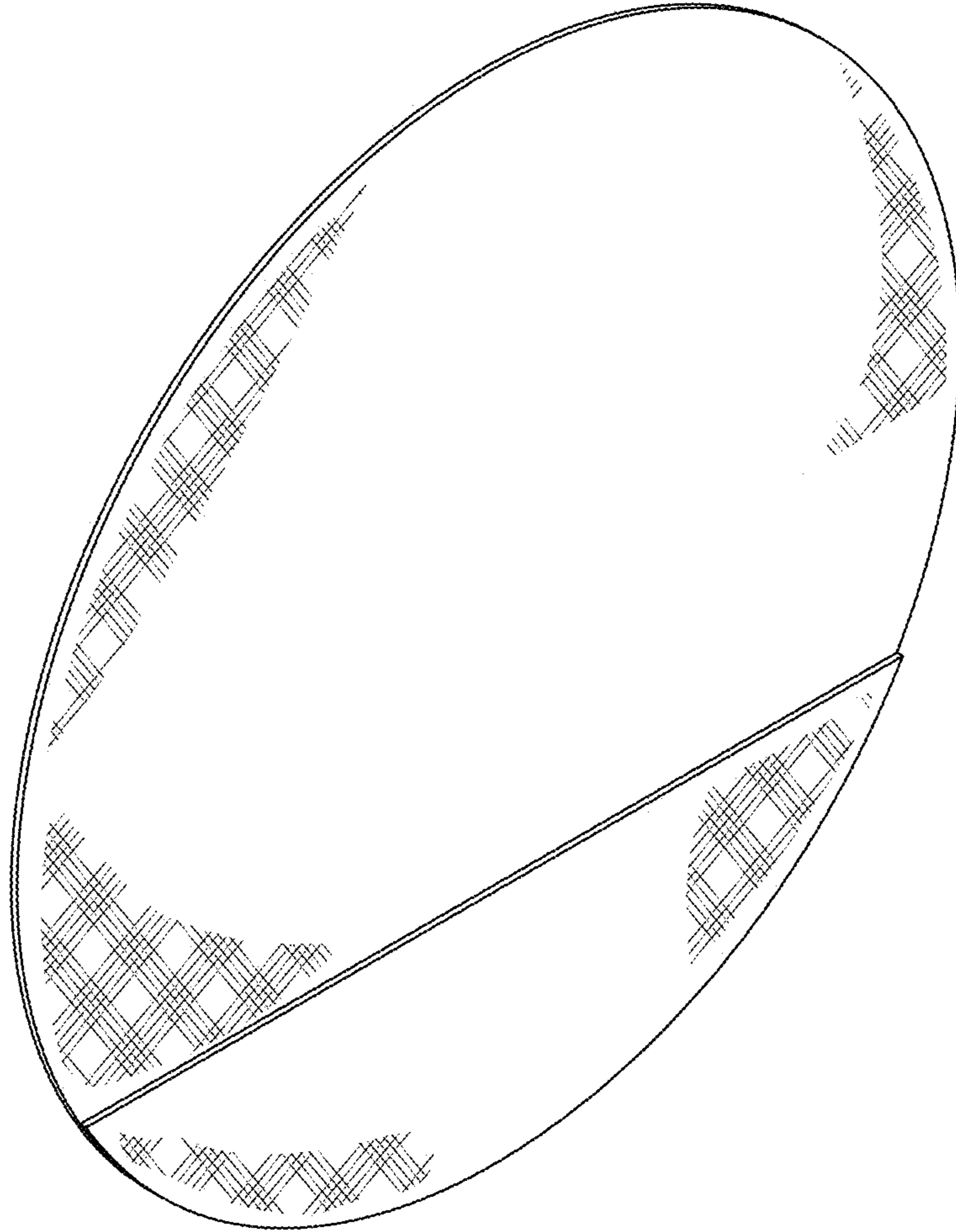


FIG. 9

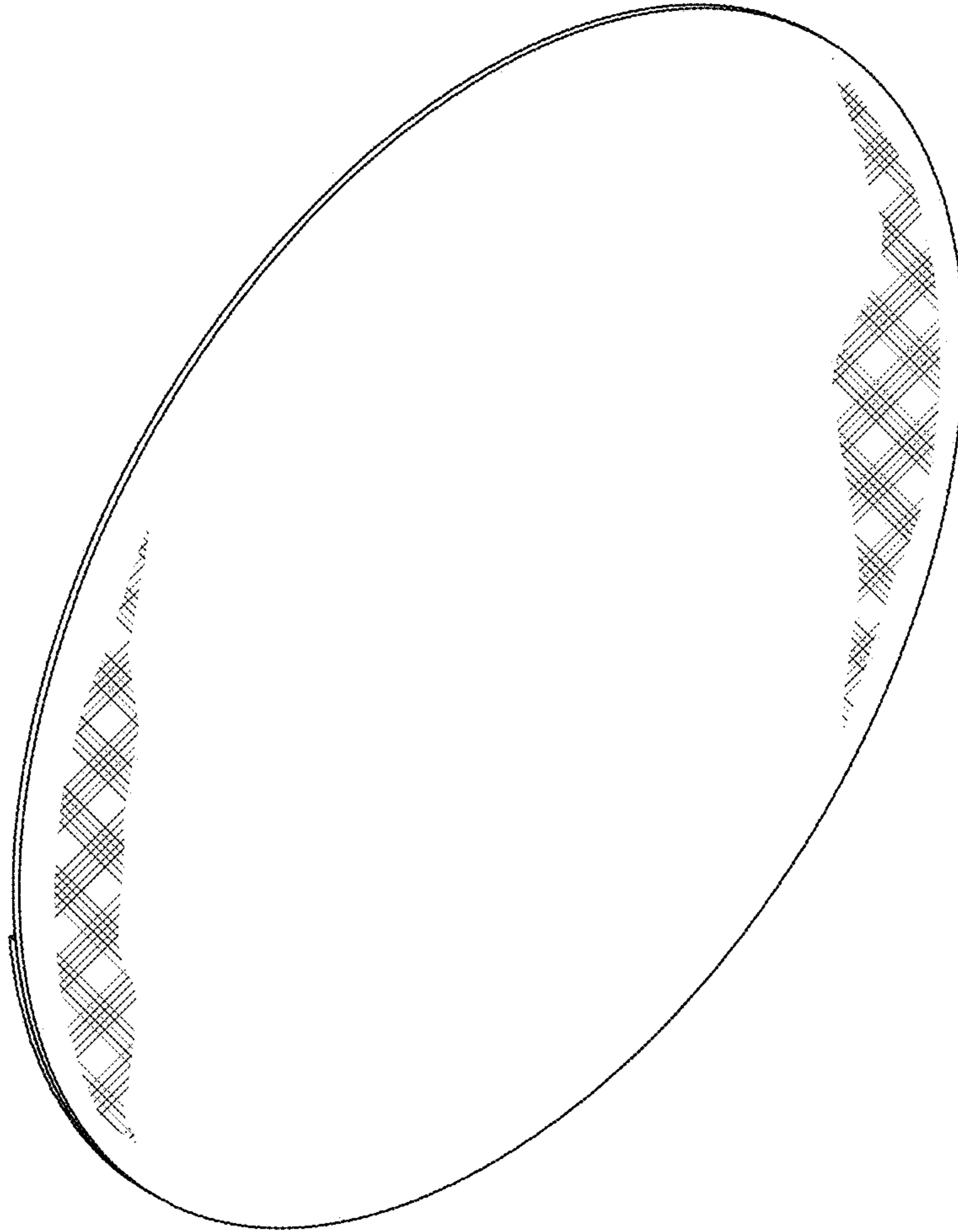


FIG. 10

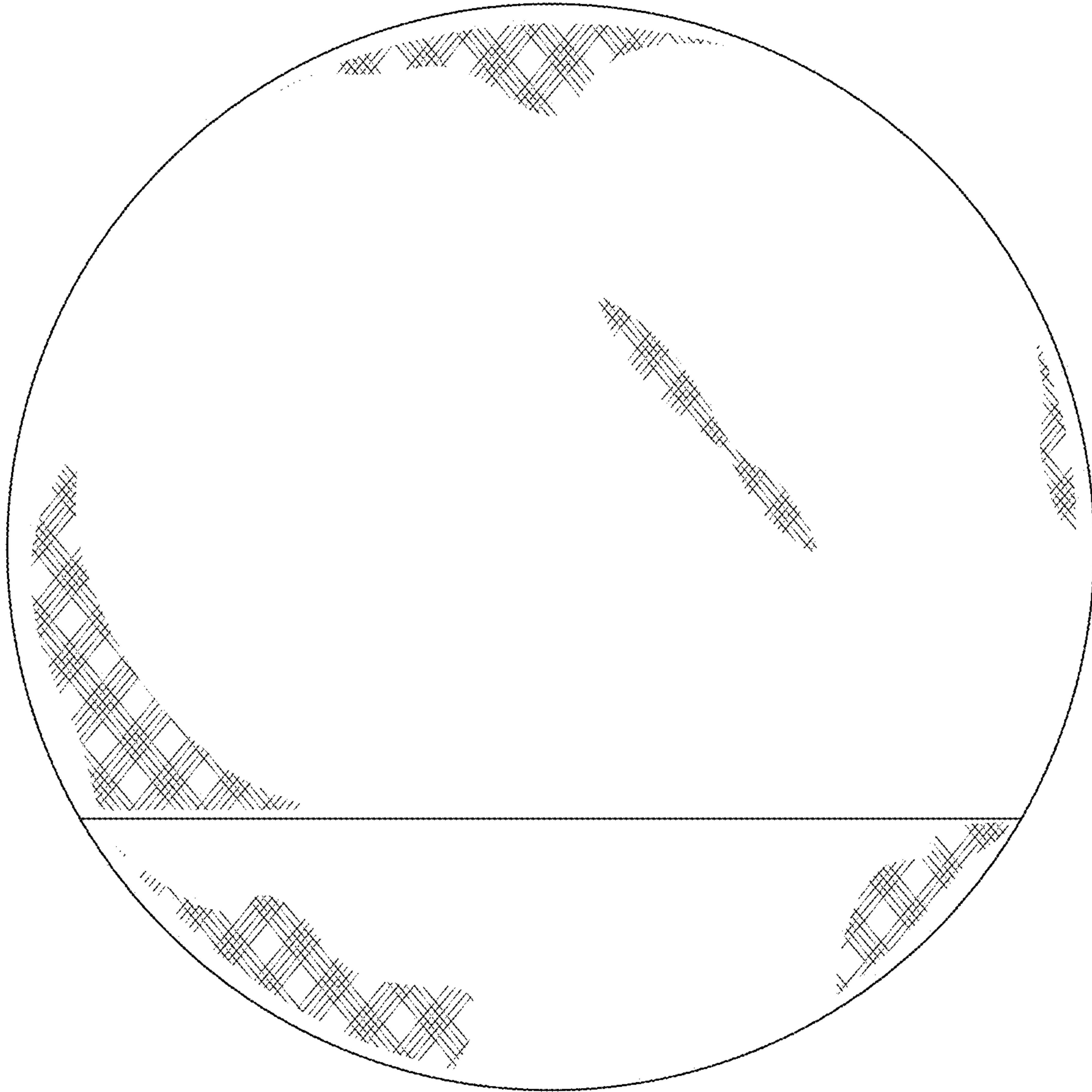


FIG. 11

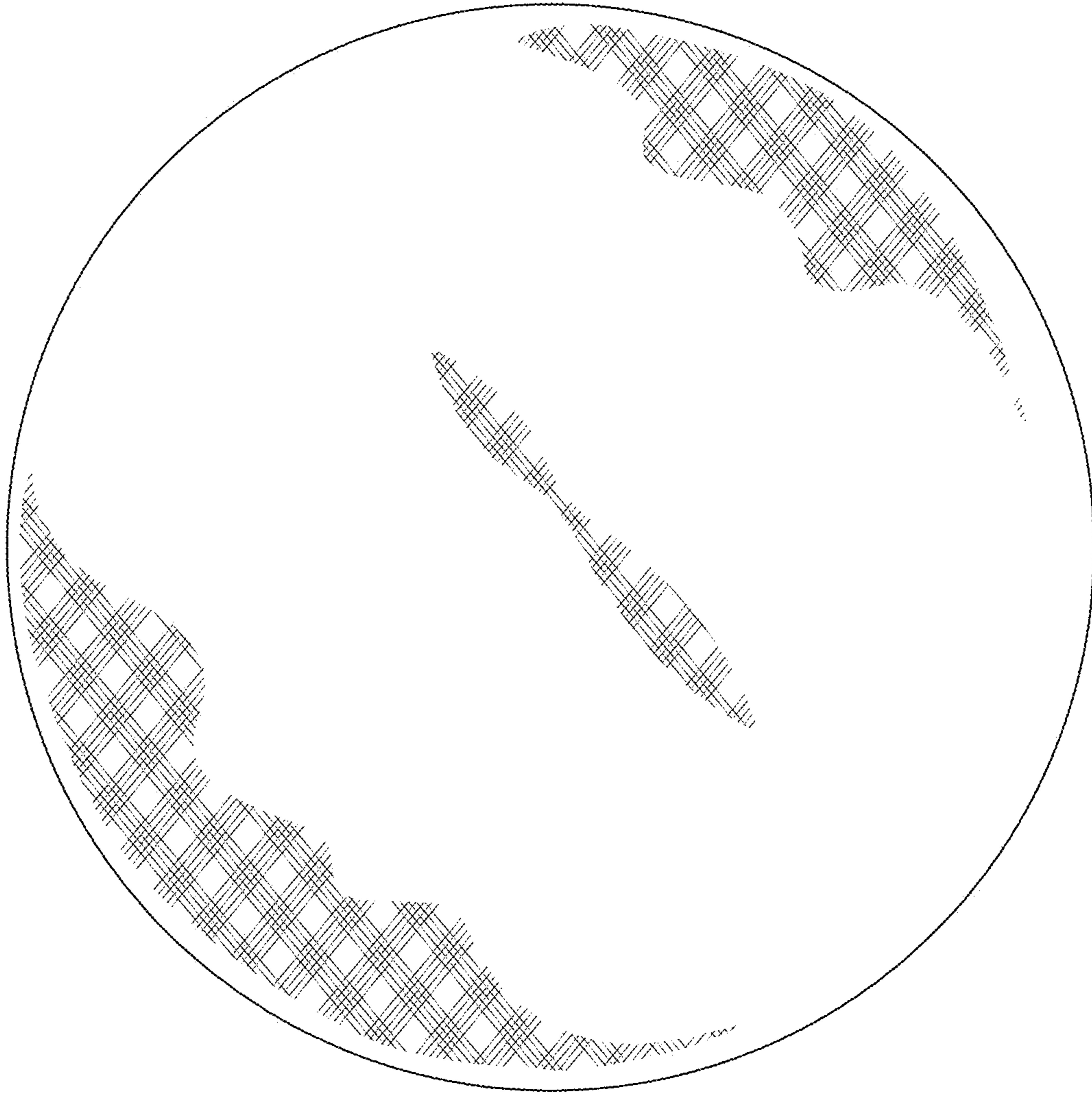


FIG. 12

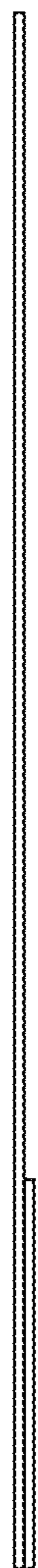


FIG. 13



FIG. 14

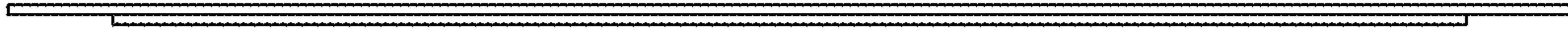


FIG. 15




FIG. 16