



US00D937007S

(12) **United States Design Patent** (10) **Patent No.:** **US D937,007 S**
Glazer et al. (45) **Date of Patent:** **** Nov. 30, 2021**

(54) **BEDSHEET**
(71) Applicant: **UDISENSE INC.**, New York, NY (US)
(72) Inventors: **Assaf Glazer**, Hoboken, NJ (US);
Amnon Karni, New York, NY (US);
Dror Porat, Haifa (IL); **Yanai Victor**
Ankri, Netanya (IL); **Sivan Hurvitz**,
Ramat Gan (IL); **Natalie Barnett**, New
York, NY (US)

(73) Assignee: **UDISENSE INC.**, New York, NY (US)
(**) Term: **15 Years**

(21) Appl. No.: **29/744,658**
(22) Filed: **Jul. 30, 2020**
(51) **LOC (13) Cl.** **06-09**
(52) **U.S. Cl.**
USPC **D6/600**
(58) **Field of Classification Search**
USPC D6/582-583, 587-592, 595-609,
D6/617-622; D21/803-809; D24/183
CPC A47G 9/00; A47G 2009/001; A47G
2009/002; A47G 2009/003; A47G
2009/005; A47G 2009/006; A47G 9/02;
A47G 9/0207; A47G 9/0215; A47G
9/0223; A47G 9/023; A47G 9/0238;
A47G 9/0246; A47G 9/0253; A47G
9/0261; A47G 9/06; A47G 9/062; A47G
9/066; A47G 9/068; A47G 9/08; A47G
2009/0276; A47G 9/0284; A47G 9/0292;
A47G 9/04; A47G 9/10
See application file for complete search history.

(56) **References Cited**
U.S. PATENT DOCUMENTS
D63,936 S * 2/1924 Farrell D6/582
D95,180 S * 4/1935 Johnson D6/600
D113,581 S * 2/1939 Steinweg D6/600
D113,609 S * 2/1939 Fassler D6/600

D169,870 S * 6/1953 Shapiro D6/600
D216,240 S * 12/1969 Clementi D6/600
D347,540 S * 6/1994 Brainard D6/596
D372,622 S * 8/1996 Nickerson D6/596
D612,616 S * 3/2010 Sanders D5/37
8,061,286 B2 11/2011 Hirata et al.
D719,740 S * 12/2014 Hood D5/55
9,538,158 B1 1/2017 Rush et al.
(Continued)

FOREIGN PATENT DOCUMENTS

CN 109631764 A 4/2019
CN 109724569 A 5/2019
(Continued)

OTHER PUBLICATIONS


International Application # PCT/US2020/66288 Search Report dated
Apr. 7, 2021.
Primary Examiner — Jennifer L Rempfer
(74) *Attorney, Agent, or Firm* — Kligler & Associates
Patent Attorneys Ltd

(57) **CLAIM**
The ornamental design for a bedsheet, as shown and
described.

DESCRIPTION

FIG. 1 is a top, front, right-side perspective view of a
bedsheet showing our new design;
FIG. 2 is a top plan view thereof;
FIG. 3 is a bottom plan view thereof;
FIG. 4 is a left side elevation view thereof, the right side
elevation view being identical thereto; and,
FIG. 5 is a rear elevation view thereof, the front elevation
view being identical thereto.
The broken lines in the drawing views are included to
illustrate environment only and form no part of the claimed
design.

1 Claim, 4 Drawing Sheets



(56)

References Cited

U.S. PATENT DOCUMENTS

D795,597 S * 8/2017 Taylor D5/37
9,727,787 B2 8/2017 Wilf et al.
9,863,861 B2 1/2018 Day et al.
D853,269 S * 7/2019 Van Der Jagt D11/117
2009/0219322 A1 9/2009 Terada
2013/0195330 A1 8/2013 Kim et al.
2018/0035082 A1 2/2018 Patil
2019/0082866 A1* 3/2019 Merchant A47G 9/0246
2019/0122038 A1 4/2019 Lai et al.
2019/0150798 A1 5/2019 Glazer et al.
2019/0306465 A1 10/2019 Glazer

FOREIGN PATENT DOCUMENTS

WO 2015110639 A1 7/2015
WO 2017196695 A2 11/2017

* cited by examiner



FIG. 1




FIG. 2

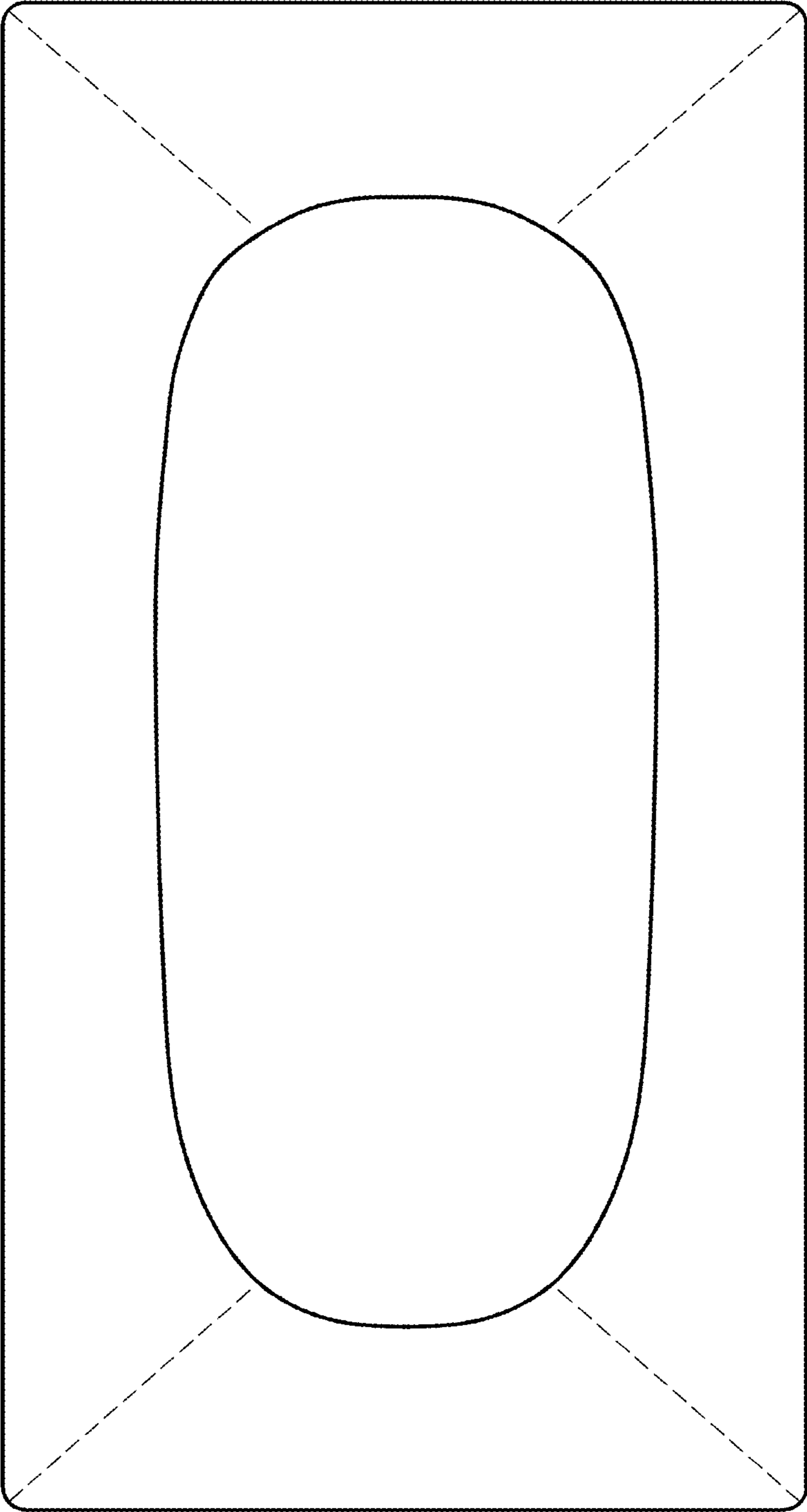


FIG. 3




FIG. 4




FIG. 5