



US00D936994S

(12) **United States Design Patent** (10) **Patent No.:** **US D936,994 S**
Li (45) **Date of Patent:** **** Nov. 30, 2021**

(54) **SINGLE CHAIR**

(71) Applicant: **Perston Li**, Anhui (CN)

(72) Inventor: **Perston Li**, Anhui (CN)

(73) Assignee: **Anhui Morden Furnishings Co., Ltd.**, Anhui (CN)

(**) Term: **15 Years**

(21) Appl. No.: **29/739,826**

(22) Filed: **Jun. 29, 2020**

(51) **LOC (13) Cl.** **06-01**

(52) **U.S. Cl.**
USPC **D6/379**

(58) **Field of Classification Search**

USPC D6/333, 334, 341, 348, 349, 350, 352, D6/353, 360, 364, 369, 370, 371, 373, D6/374, 375, 376, 377, 379, 380, 390, D6/677, 692, 700, 708, 708.16, 716, 611; D16/237; D21/412, 419, 521
CPC A47C 1/124; A47C 3/34; A47C 4/028; A47C 4/02; A47C 5/12; A47C 5/125; A47C 7/506; A47C 9/007; A47C 13/005; A47C 13/023; A47C 31/113; A47C 31/02; A47C 5/06; A47C 5/08; A47C 27/00; A47C 27/086; A47C 31/11; A47C 7/021; A47C 7/0213; B60R 2/0284; B60R 2/062; B60R 22/001; B60R 22/24; B60R 22/28; B60R 22/58; B60R 22/64; B60R 22/68; B60R 22/80; B60R 22/99; B60R 22/245; B60R 22/643; B60R 22/646; B60R 22/665; B60R 22/686; B60R 22/688; B60R 22/803; B60R 22/986; B60R 22/914; B60R 22/995

See application file for complete search history.

(56) **References Cited**

U.S. PATENT DOCUMENTS

1,722,264	A *	7/1929	Bartow	A47C 5/02 160/379
D354,633	S *	1/1995	Frinier	D6/369
D399,070	S *	10/1998	Frinier	D6/369
D499,896	S *	12/2004	Gruber	D6/369
D540,550	S *	4/2007	Frinier	D6/334
D551,458	S *	9/2007	White, III	D6/369
D614,883	S *	5/2010	Charoenapornwatana	D6/373
D615,314	S *	5/2010	Charoenapornwatana	D6/373
D664,782	S *	8/2012	Lenney	D6/369
D664,783	S *	8/2012	Blitzer	D6/369
D698,562	S *	2/2014	Hartman	D6/369
D913,713	S *	3/2021	Xiao	D6/369
D925,937	S *	7/2021	Li	D6/369
D926,487	S *	8/2021	Li	D6/365
2010/0276980	A1 *	11/2010	Tseng	A47C 5/02 297/452.64

* cited by examiner

Primary Examiner — Kevin K Rudzinski

Assistant Examiner — Paul D Bohannon


(57) **CLAIM**

The ornamental design for a single chair, as shown and described.

DESCRIPTION

FIG. 1 is a perspective view of a single chair showing my new design;
FIG. 2 is a front elevation view thereof;
FIG. 3 is a rear elevation view thereof;
FIG. 4 is a left side elevation view thereof;
FIG. 5 is a right side elevation view thereof;
FIG. 6 is a top plan view thereof; and,
FIG. 7 is a bottom plan view thereof.

1 Claim, 7 Drawing Sheets






FIG.1




FIG. 2




FIG.3

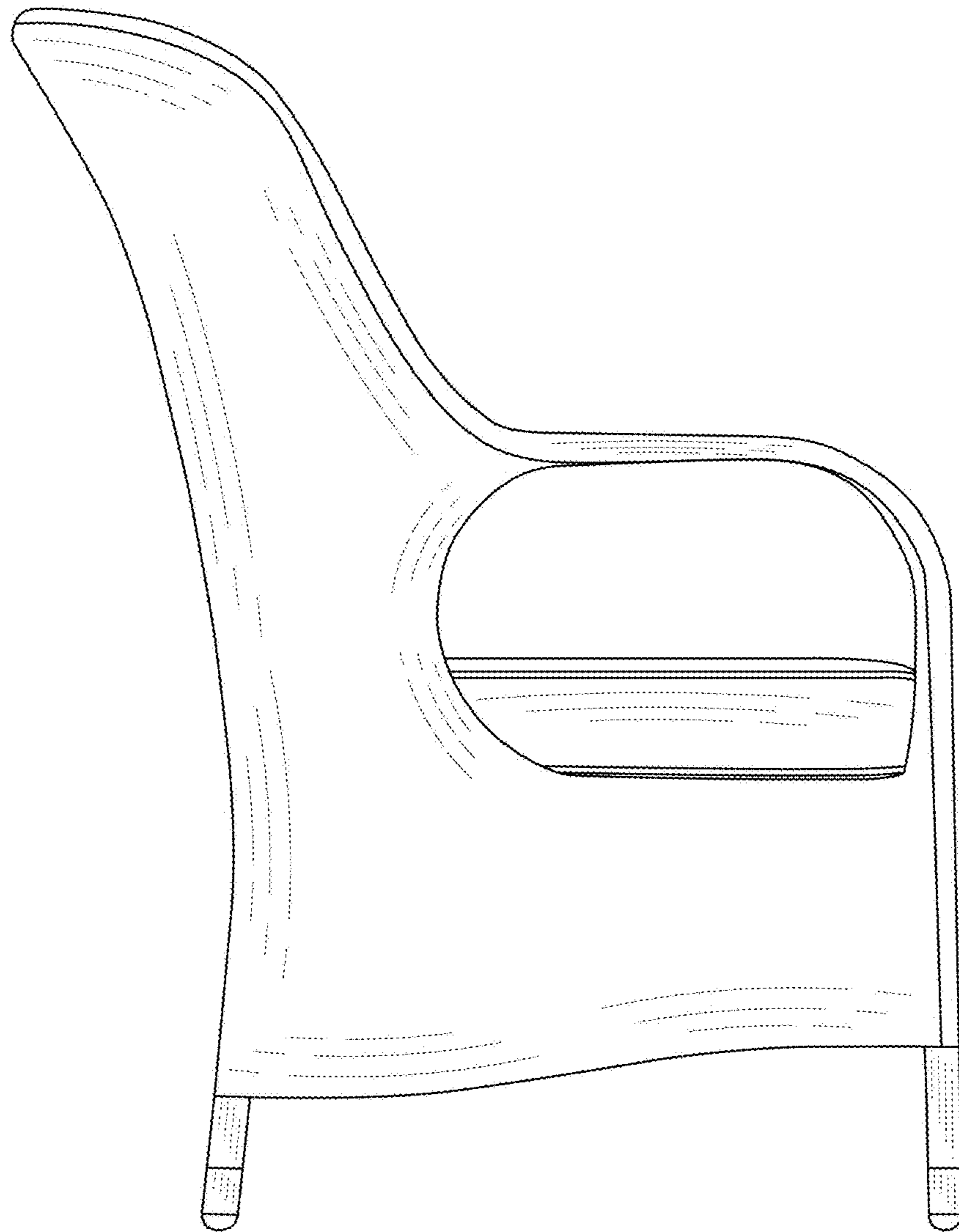


FIG.4

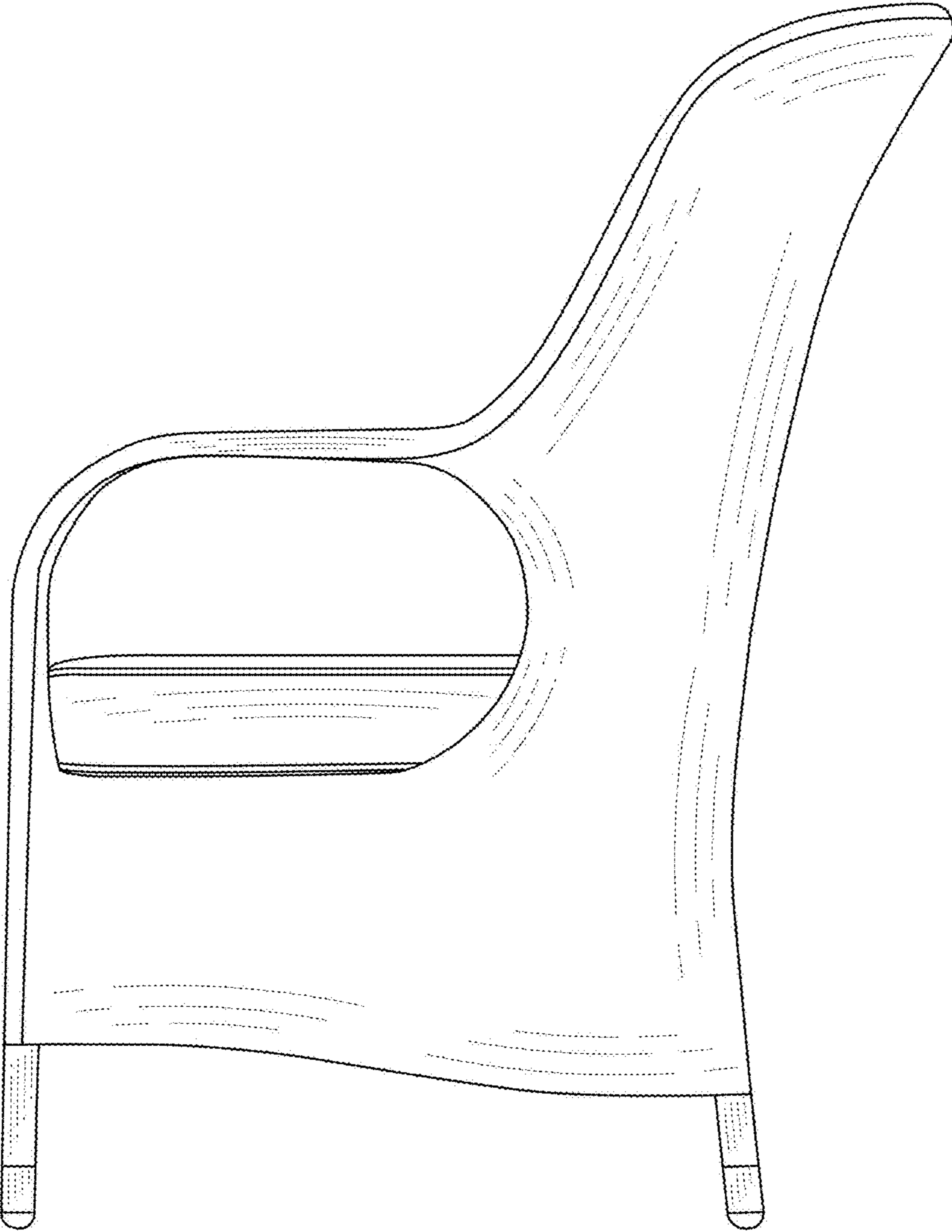


FIG.5




FIG.6




FIG. 7