



US00D936993S

(12) **United States Design Patent** (10) **Patent No.:** **US D936,993 S**
Bouroullec et al. (45) **Date of Patent:** **** Nov. 30, 2021**

(54) **CHAIR WITH ARMRESTS**

B60R 22/688; B60R 22/803; B60R 22/986; B60R 22/914; B60R 22/995

(71) Applicant: **Vitra Patente AG**, Birsfelden (CH)

See application file for complete search history.

(72) Inventors: **Ronan Bouroullec**, Paris (FR); **Erwan Bouroullec**, Paris (FR)

(56) **References Cited**

(73) Assignee: **Vitra Patente AG**, Birsfelden (CH)

U.S. PATENT DOCUMENTS

(**) Term: **15 Years**

(21) Appl. No.: **29/737,608**

D557,919 S *	12/2007	Rech	D6/369
D574,620 S *	8/2008	Lowsky	D6/370
D574,621 S *	8/2008	Lowsky	D6/370
D579,052 S *	10/2008	Ciani	D6/379
D655,934 S *	3/2012	Nigro	D6/376
D740,045 S *	10/2015	Wilkinson	D6/379
D752,894 S *	4/2016	Tiet	D6/379
D779,224 S *	2/2017	Duvigneau	D6/379
D815,850 S *	4/2018	Saotome	D6/380
D871,098 S *	12/2019	Giampietro	D6/379
D901,204 S *	11/2020	Starck	D6/376
D913,718 S *	3/2021	Prokofiev	D6/379
D917,192 S *	4/2021	Prokofiev	D6/379

(22) Filed: **Jun. 10, 2020**

(30) **Foreign Application Priority Data**

Dec. 12, 2019 (WO) WIPO90241

(51) **LOC (13) Cl.** **06-01**

(52) **U.S. Cl.**
USPC **D6/376**

(58) **Field of Classification Search**
USPC D6/333, 334, 341, 348, 349, 350, 352, D6/353, 360, 364, 369, 370, 371, 373, D6/374, 375, 376, 377, 379, 380, 390, D6/677, 692, 700, 708, 708.16, 716; D16/237; D21/412, 419, 521
CPC A47C 1/124; A47C 3/34; A47C 4/028; A47C 4/02; A47C 5/12; A47C 5/125; A47C 7/506; A47C 9/007; A47C 13/005; A47C 13/023; A47C 31/113; A47C 31/02; A47C 5/06; A47C 5/08; B60R 2/0284; B60R 2/062; B60R 22/001; B60R 22/24; B60R 22/28; B60R 22/58; B60R 22/64; B60R 22/68; B60R 22/80; B60R 22/99; B60R 22/245; B60R 22/643; B60R 22/646; B60R 22/665; B60R 22/686;

* cited by examiner

Primary Examiner — Kevin K Rudzinski
Assistant Examiner — Paul D Bohannon
(74) *Attorney, Agent, or Firm* — Dentons US LLP

(57) **CLAIM**

The ornamental design for a chair with armrests, as shown and described.

DESCRIPTION

FIG. 1 is perspective view of a chair with armrests;
FIG. 2 is a front view thereof;
FIG. 3 is a right view thereof;
FIG. 4 is a back view thereof;
FIG. 5 is a left view thereof;
FIG. 6 is a top view thereof; and,
FIG. 7 is a bottom view thereof.

1 Claim, 7 Drawing Sheets






FIG. 1




FIG. 2




FIG. 3

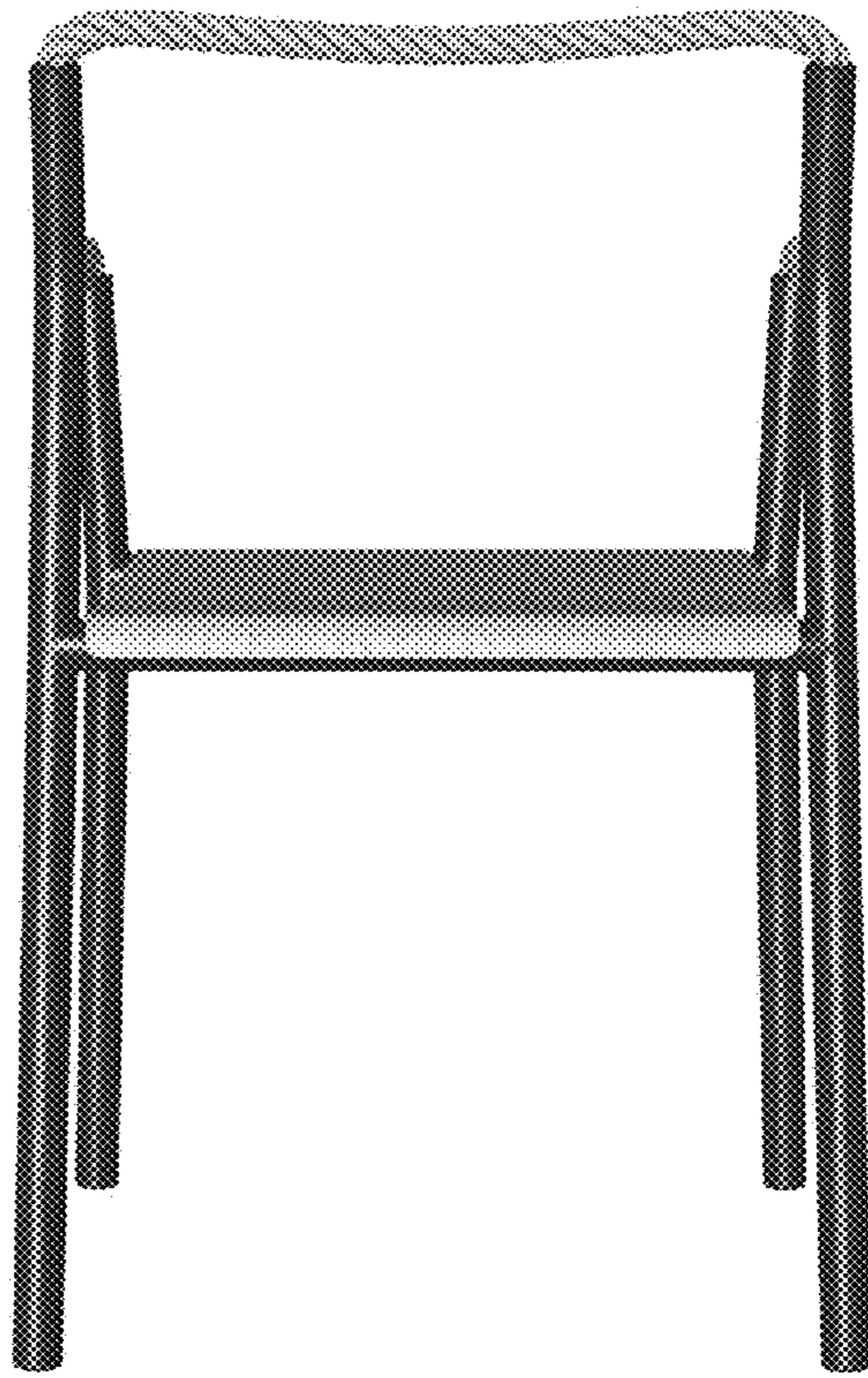


FIG. 4




FIG. 5




FIG. 6




FIG. 7