



US00D936991S

(12) **United States Design Patent** (10) **Patent No.:** **US D936,991 S**  
**Li** (45) **Date of Patent:** **\*\* Nov. 30, 2021**

(54) **CHAIR**  
(71) Applicant: **Homy Casa Limited**, Hong Kong (HK)  
(72) Inventor: **YueHai Li**, Guangzhou (CN)  
(73) Assignee: **HOMY CASA LIMITED**, Hong Kong (HK)  
(\*\*) Term: **15 Years**  
(21) Appl. No.: **29/671,368**  
(22) Filed: **Nov. 27, 2018**  
(51) **LOC (13) Cl.** ..... **06-01**  
(52) **U.S. Cl.**  
USPC ..... **D6/375**  
(58) **Field of Classification Search**  
USPC ..... D6/334, 336, 344, 345, 348, 349, 350, D6/352, 353, 355, 358, 360, 364, 368, D6/369, 370, 371, 373, 375, 379, 380, D6/381, 677, 692.3, 708, 708.16, 716, D6/717; D11/184; D21/521; D23/292  
CPC .. A47C 1/12; A47C 1/124; A47C 3/00; A47C 3/04; A47C 3/12; A47C 3/14; A47C 3/16; A47C 3/18; A47C 3/20; A47C 3/34; A47C 4/02; A47C 4/03; A47C 4/38; A47C 4/10; A47C 4/24; A47C 4/045; A47C 4/286; A47C 5/06; A47C 5/04; A47C 5/12; A47C 5/043; A47C 7/00; A47C 7/16; A47C 7/002; A47C 7/445; A47C 7/448; A47C 7/506; A47C 7/52; A47C 7/50; A47C 9/00; A47C 9/007; A47D 1/00; A01M 31/02; Y10S 297/02  
See application file for complete search history.

(56) **References Cited**  
U.S. PATENT DOCUMENTS  
D182,790 S \* 5/1958 Cohen ..... D6/375  
2,893,469 A \* 7/1959 Eames ..... A47C 5/12  
297/239

2,980,454 A \* 4/1961 Thaden ..... A47C 1/124  
403/169  
3,261,640 A \* 7/1966 Straits ..... A47C 15/002  
297/135  
3,393,941 A \* 7/1968 Grosfillex ..... A47C 7/02  
297/440.22  
D544,230 S \* 6/2007 Glass ..... D6/375  
D546,087 S \* 7/2007 Rashid ..... D6/375  
D592,873 S \* 5/2009 Olano Jauregui ..... D6/373  
D608,549 S \* 1/2010 Novak ..... D6/334  
D609,489 S \* 2/2010 Adams ..... D6/375  
D666,015 S \* 8/2012 Morrison ..... D6/360  
D690,147 S \* 9/2013 Meyer ..... D6/375  
D719,365 S \* 12/2014 Adams ..... D6/360  
D748,927 S \* 2/2016 Feichtner ..... D6/375  
D772,594 S \* 11/2016 Fukasawa ..... D6/375  
D778,657 S \* 2/2017 Morrison ..... D6/373  
D798,069 S \* 9/2017 Iqbal ..... D6/334  
D798,070 S \* 9/2017 Iqbal ..... D6/334  
D808,669 S \* 1/2018 Li ..... D6/334  
D809,315 S \* 2/2018 Grabowski ..... D6/375

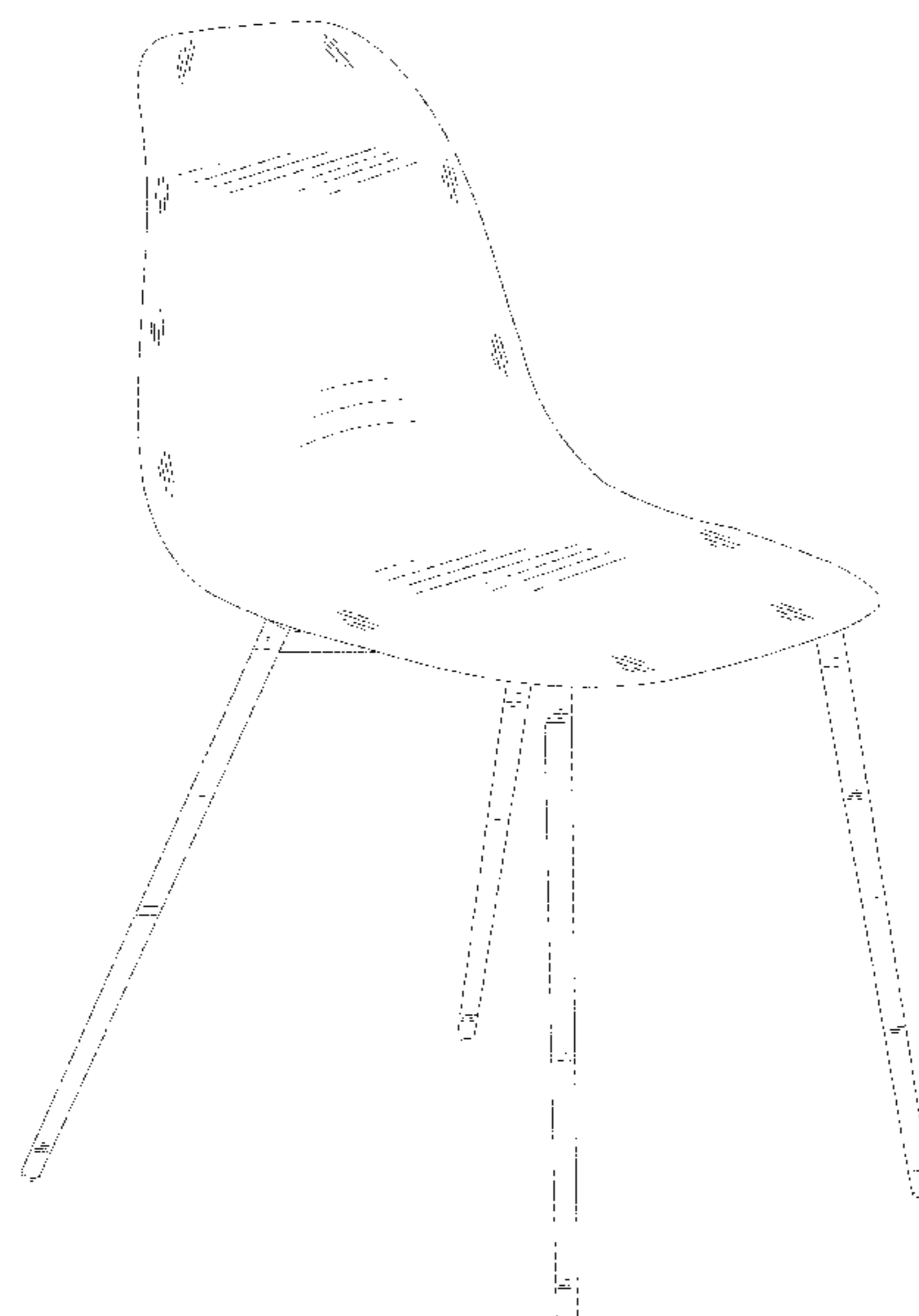
(Continued)

*Primary Examiner* — Kevin K Rudzinski  
*Assistant Examiner* — Paul D Bohannon  
(74) *Attorney, Agent, or Firm* — Hauptman Ham, LLP

(57) **CLAIM**  
The ornamental design for a chair, as shown and described.

**DESCRIPTION**  
FIG. 1 is a front view of a chair bearing the design;  
FIG. 2 is a rear view thereof;  
FIG. 3 is a left side view thereof;  
FIG. 4 is a right side view thereof;  
FIG. 5 is a top view thereof;  
FIG. 6 is a bottom view thereof; and,  
FIG. 7 is a front-left perspective view thereof.  
The broken lines showing portions of the chair form no part of the claimed design.

**1 Claim, 7 Drawing Sheets**



(56)

**References Cited**

U.S. PATENT DOCUMENTS

D811,790 S *	3/2018	Chavarria .....	D6/708.16
D816,359 S *	5/2018	Bendtzen .....	D6/360
D821,791 S *	7/2018	Smith .....	D6/708
D858,128 S *	9/2019	Li .....	D6/360

\* cited by examiner




Fig. 1

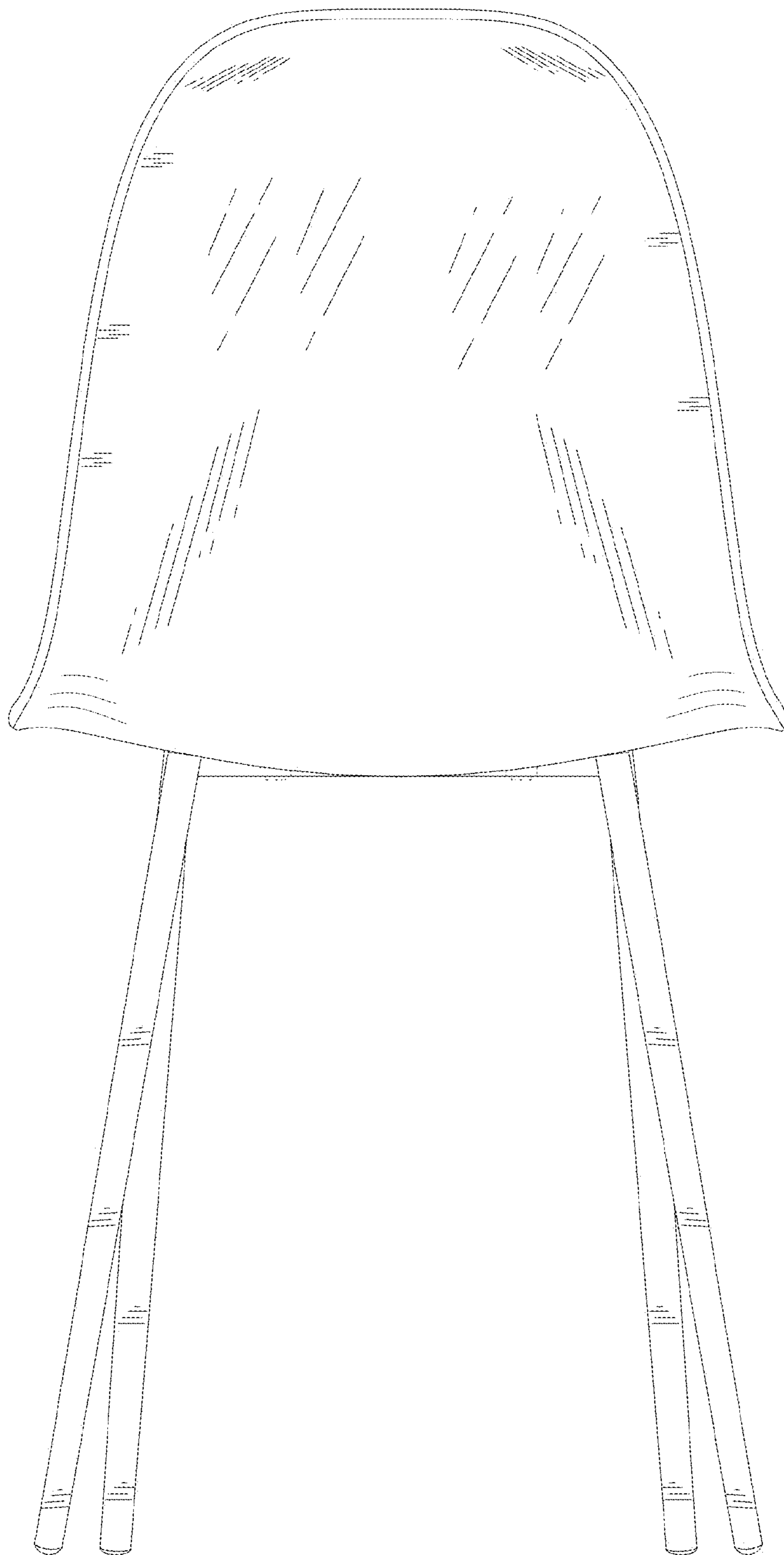


Fig. 2

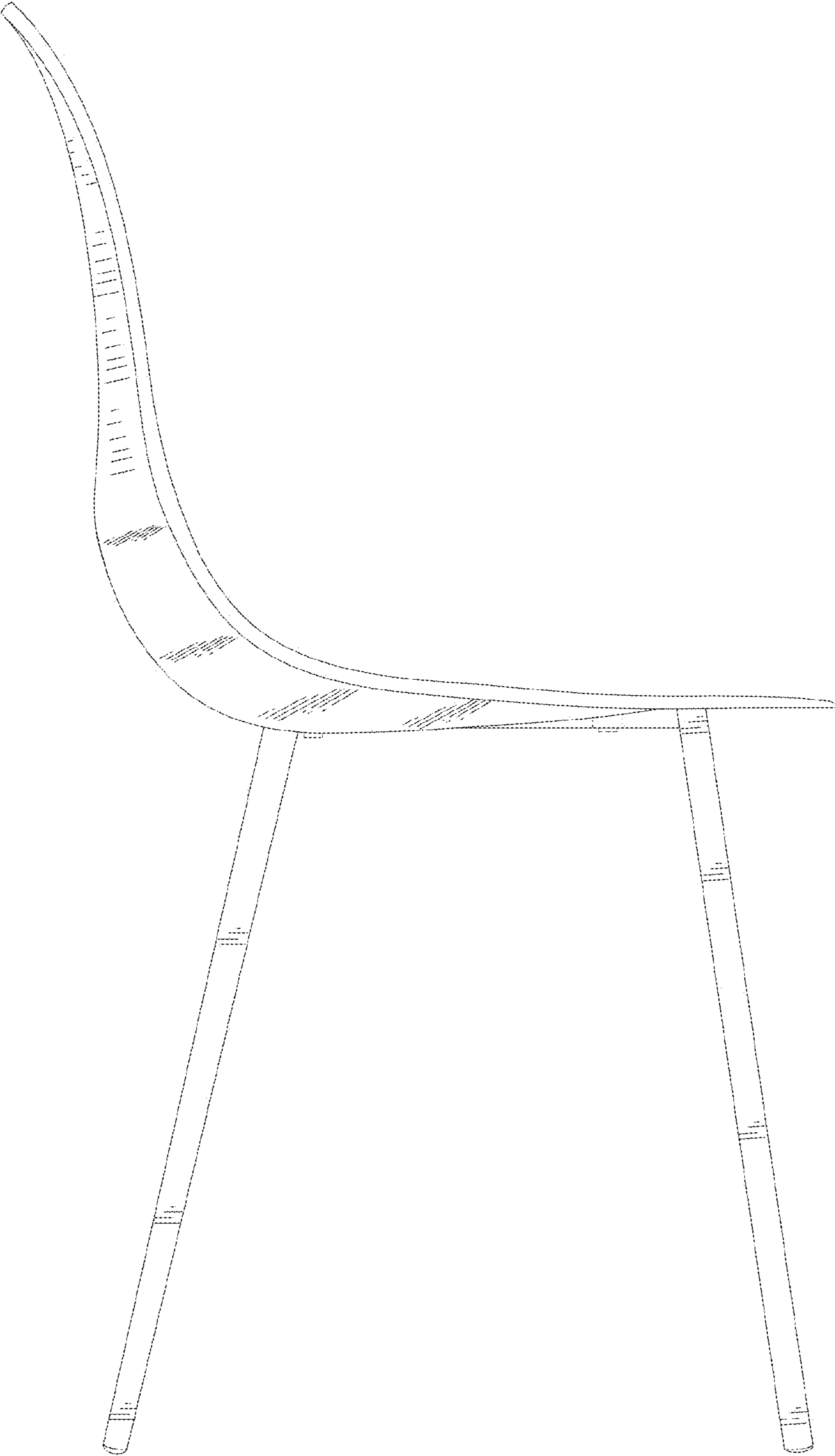


Fig. 3

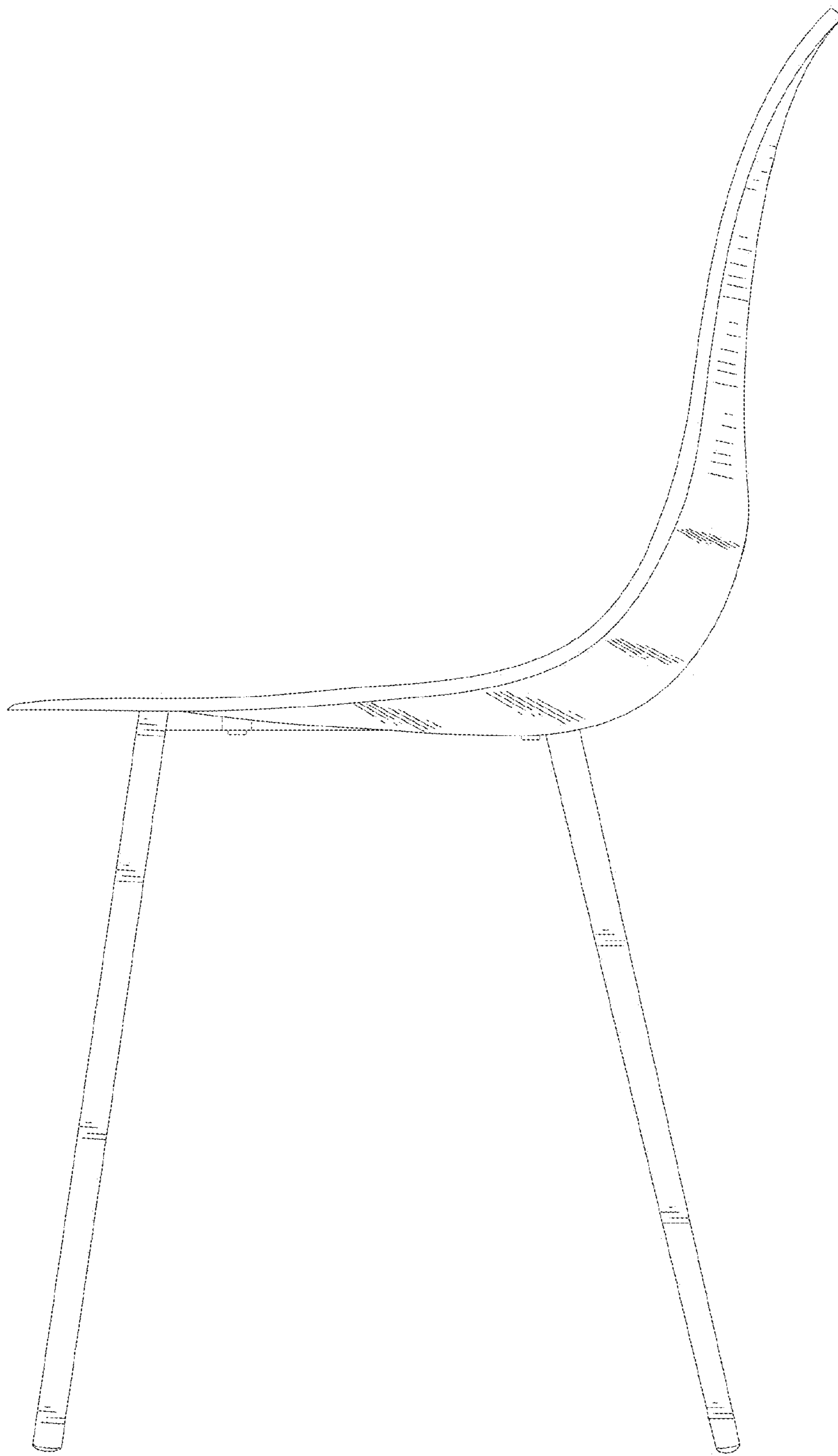


Fig. 4

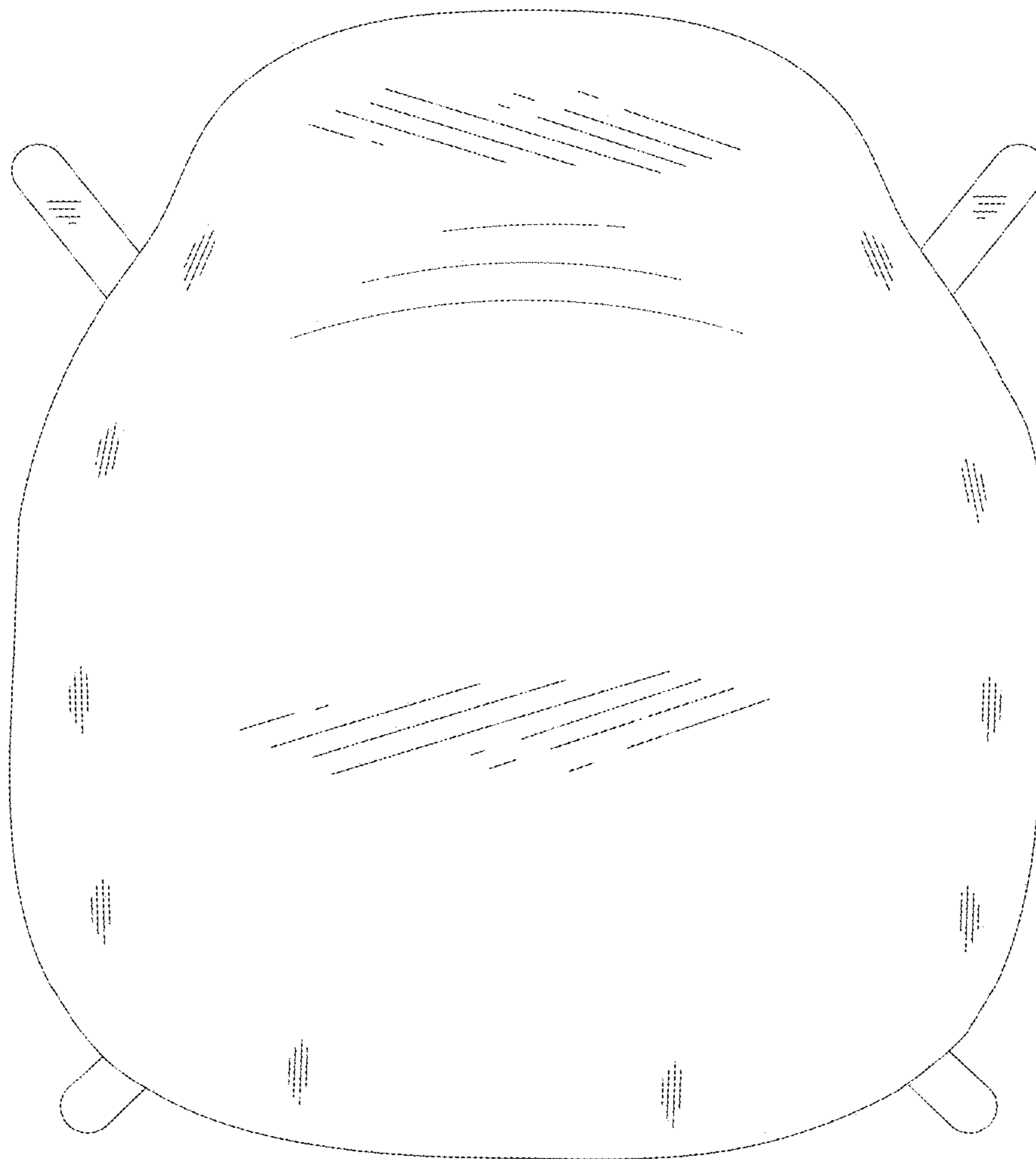


Fig. 5

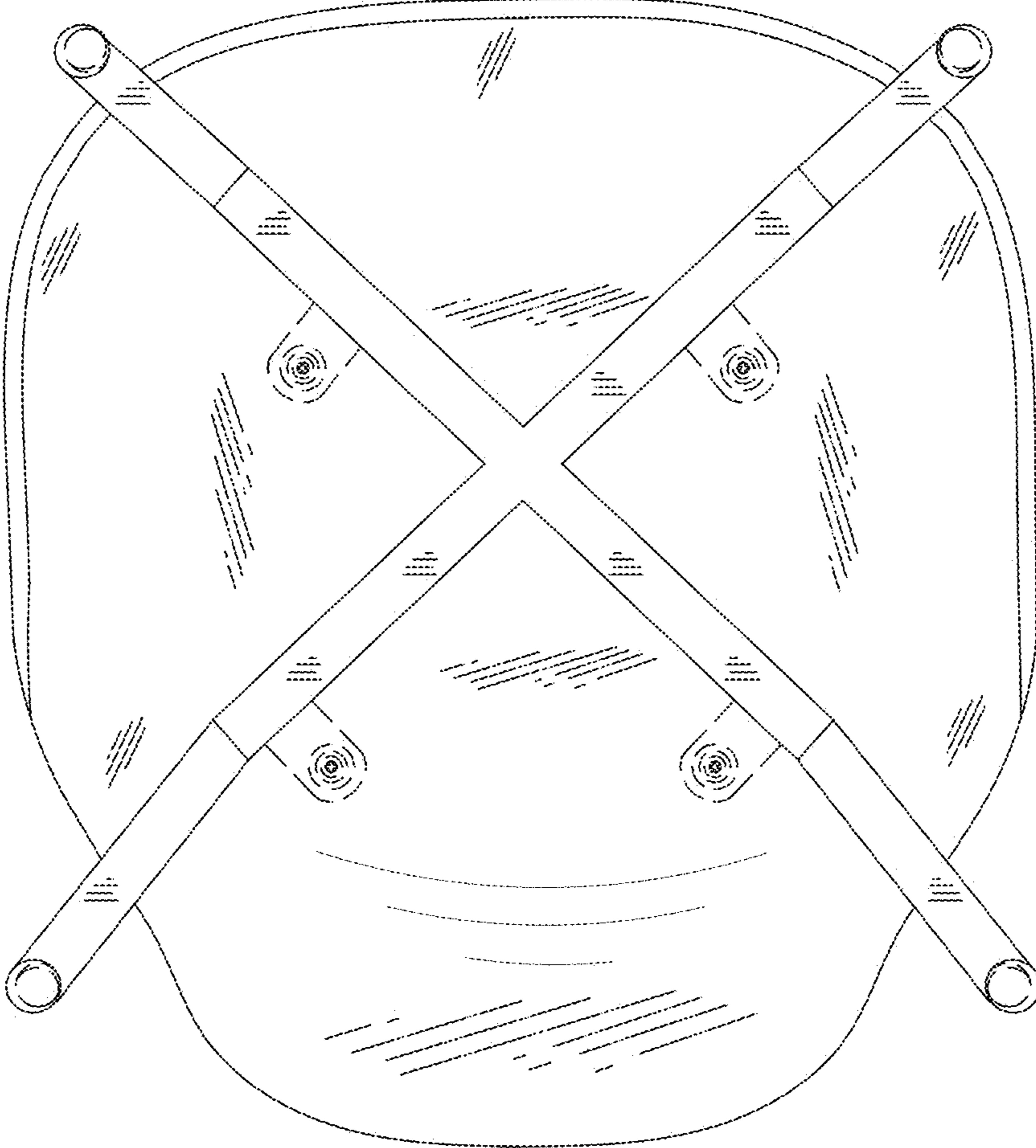


Fig. 6





Fig. 7