



US00D936972S

(12) **United States Design Patent** (10) **Patent No.:** **US D936,972 S**
Fanini-Rodriguez (45) **Date of Patent:** **** Nov. 30, 2021**

(54) **ORGANIZATIONAL STORAGE BOX**
(71) Applicant: **Cinenyi Fanini-Rodriguez**, Brooklyn, NY (US)
(72) Inventor: **Cinenyi Fanini-Rodriguez**, Brooklyn, NY (US)
(**) Term: **15 Years**
(21) Appl. No.: **29/744,109**
(22) Filed: **Jul. 27, 2020**
(51) **LOC (13) Cl.** **03-01**
(52) **U.S. Cl.**
USPC **D3/304**
(58) **Field of Classification Search**
USPC D3/20, 21, 201, 304, 314–315, 328;
D6/567, 573, 672, 674–675;
D19/414–415, 455, 600, 661–662, 91
CPC . B43K 23/001; B29L 2031/7164; B65D 1/22;
B65D 11/00; B65D 11/20; B65D 25/00;
B65D 43/162; B65D 81/02
See application file for complete search history.

(56) **References Cited**
U.S. PATENT DOCUMENTS
D280,466 S * 9/1985 Seltzer D12/422
D294,805 S * 3/1988 Boyer D9/415
D321,446 S * 11/1991 Liptak D19/90
D330,474 S * 10/1992 Liptak D19/90
D353,735 S * 12/1994 English D6/567
D365,714 S * 1/1996 Masello D6/526
D419,350 S * 1/2000 Baron D6/553
D477,914 S * 8/2003 Chandaria D3/304


6,651,827 B1 * 11/2003 Eberwein A47F 1/126
206/215
D518,638 S * 4/2006 Nudo D3/304
D645,902 S * 9/2011 Tsai D19/90
D655,087 S * 3/2012 Hoppus D3/304
D681,442 S * 5/2013 Kengla D9/414
8,561,816 B2 * 10/2013 Martin A47F 7/147
211/50
D711,665 S * 8/2014 Mattei D6/567
D743,247 S * 11/2015 Solovov, Jr. D9/414
D878,049 S * 3/2020 Knight D3/304
10,706,750 B2 * 7/2020 Ertl G09F 5/02
10,737,828 B2 * 8/2020 Ertl B65D 5/5213
D918,010 S * 5/2021 Lynn D8/331

* cited by examiner
Primary Examiner — Kelley A Donnelly
(74) *Attorney, Agent, or Firm* — John Rizvi; John Rizvi, P.A.—The Patent Professor

(57) **CLAIM**
I claim the ornamental design for an organizational storage box, as shown and described.

DESCRIPTION
FIG. 1 is a front isometric view of an organizational storage box showing my new design;
FIG. 2 is a front elevation view thereof;
FIG. 3 is a rear elevation view thereof;
FIG. 4 is a top plan view thereof;
FIG. 5 is a bottom plan view thereof;
FIG. 6 is a left side elevation view thereof; and,
FIG. 7 is a right side elevation view thereof.
The portion of the organizational storage box depicted in the figures in broken lines form no part of the claimed design.

1 Claim, 6 Drawing Sheets






FIG. 1




FIG. 2




FIG. 3

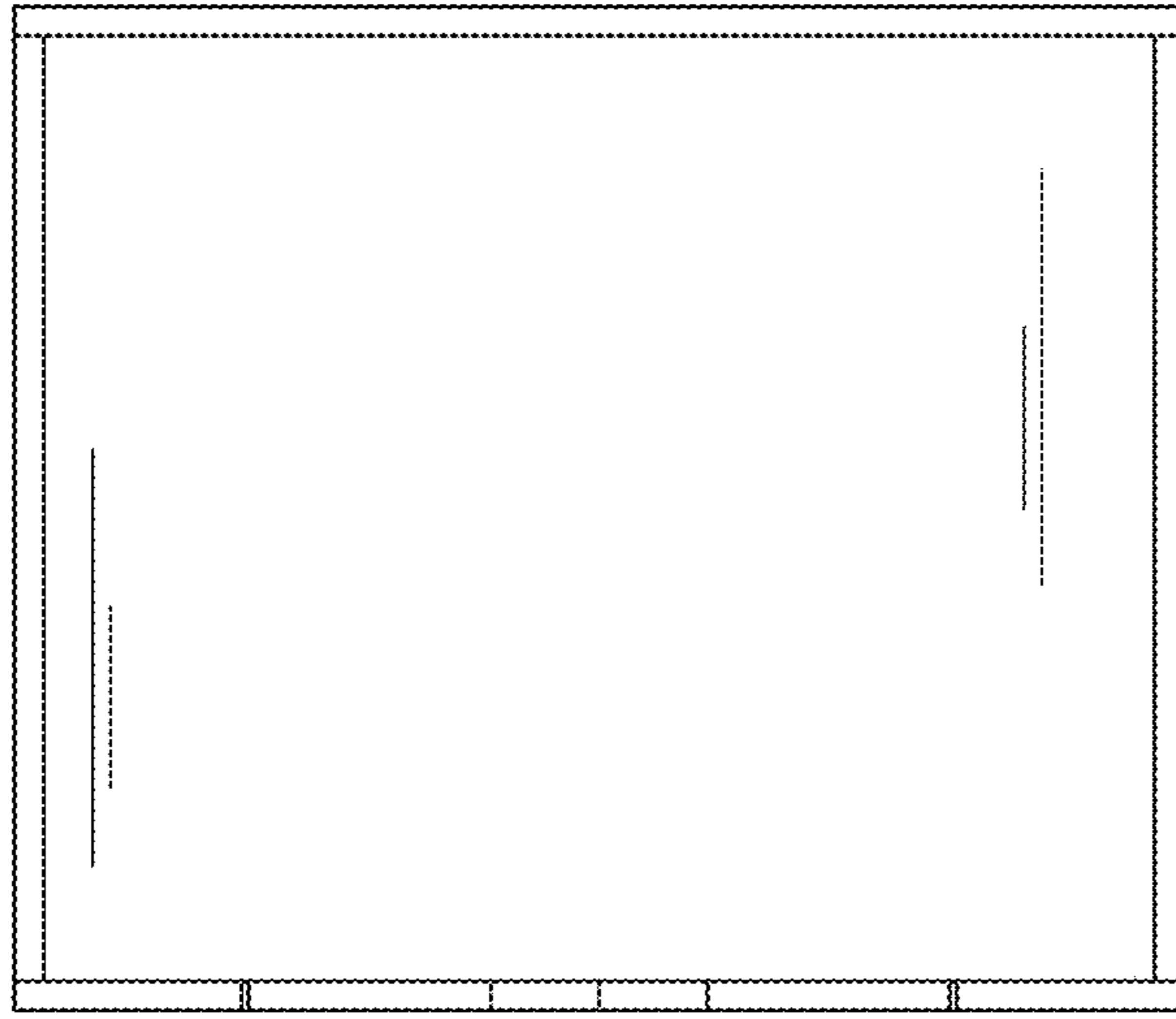


FIG. 4




FIG. 5




FIG. 6

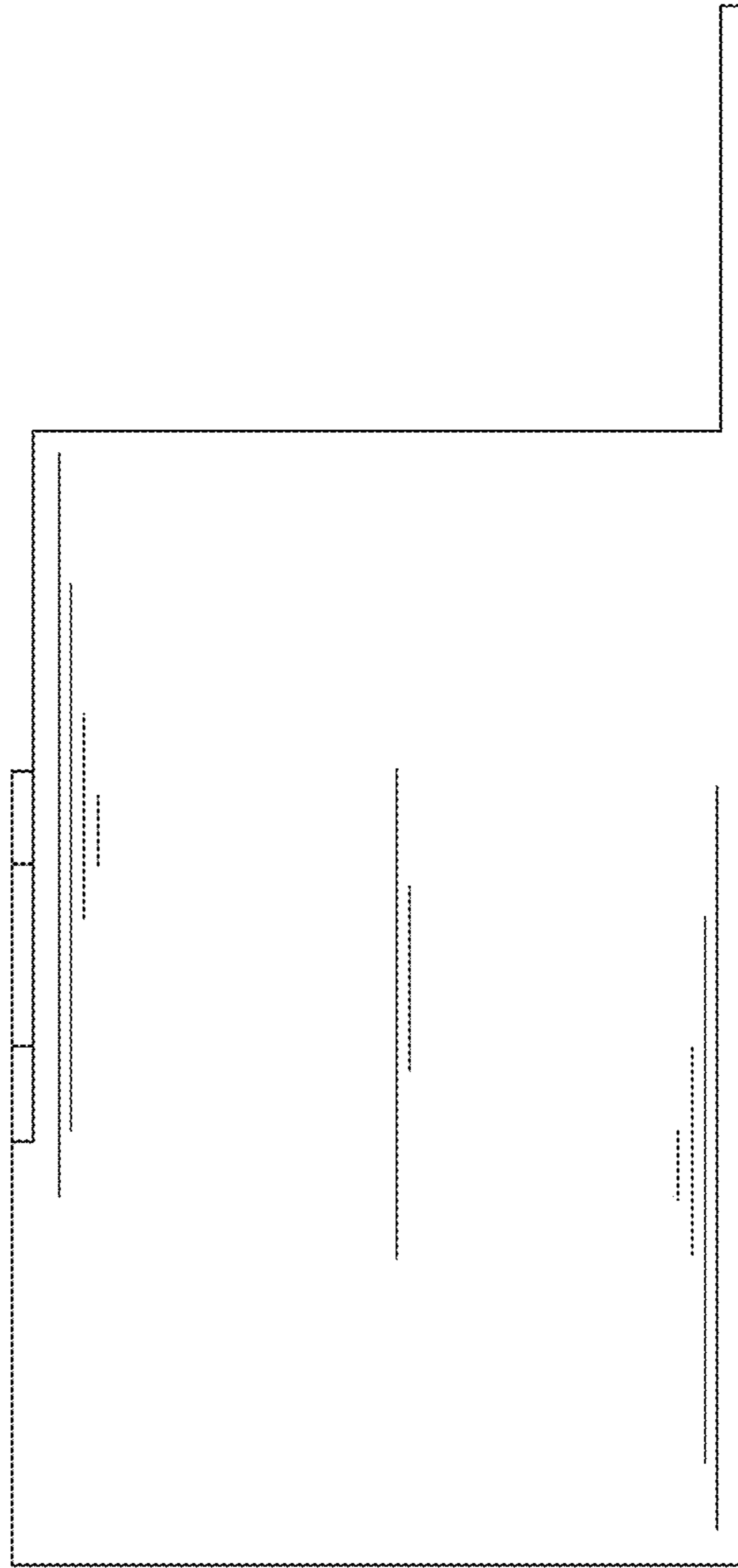


FIG. 7