

US00D936970S

(12) **United States Design Patent** (10) **Patent No.:** **US D936,970 S**  
**Weng** (45) **Date of Patent:** **\*\* Nov. 30, 2021**

(54) **CHARGING CASE FOR WIRELESS EARPHONES**

Designed-Airpods-Protective-Compatiable/dp/B07Y84ZPV9?th=1) (Year: 2019).\*

(71) Applicant: **Shenzhen Guangyipeng Technology Co., Ltd.**, Shenzhen (CN)

(Continued)

(72) Inventor: **Jie Weng**, Shenzhen (CN)

*Primary Examiner* — April Rivas

(74) *Attorney, Agent, or Firm* — ScienBiziP, P.C.

(73) Assignee: **Shenzhen Guangyipeng Technology Co., Ltd.**, Shenzhen (CN)

(57) **CLAIM**

(\*\*) Term: **15 Years**

The ornamental design for a charging case for wireless earphones, as shown and described.

(21) Appl. No.: **29/700,299**

(22) Filed: **Aug. 1, 2019**

**DESCRIPTION**

(51) **LOC (13) Cl.** ..... **03-01**

(52) **U.S. Cl.**

USPC ..... **D3/302**; D3/215; D13/108

(58) **Field of Classification Search**

USPC ..... D3/242, 232, 243, 246, 289, 290, 215, D3/218, 226, 230; D13/108; D14/440

CPC ..... A45C 2011/001; A45C 13/002

See application file for complete search history.

The patent or application file contains at least one drawing executed in color. Copies of this patent or patent application publication with color drawing(s) will be provided by the Office upon request and payment of the necessary fee.

FIG. 1 is a front and right side perspective view of a charging case for wireless earphones showing my new design;

FIG. 2 is a rear and right side perspective view thereof;

FIG. 3 is a front elevational view thereof;

FIG. 4 is a rear elevational view thereof;

FIG. 5 is a left side view thereof;

FIG. 6 is a right side view thereof;

FIG. 7 is a top plan view thereof;

FIG. 8 is a bottom plan view thereof;

FIG. 9 is a front and right side perspective view thereof illustrating the charging case for wireless earphones in an open state; and,

FIG. 10 is a rear and right side perspective view thereof illustrating the charging case for wireless earphones in the open state.

The broken lines in the drawings illustrate portions of the charging case for wireless earphones which form no part of the claimed design.

(56) **References Cited**

**U.S. PATENT DOCUMENTS**

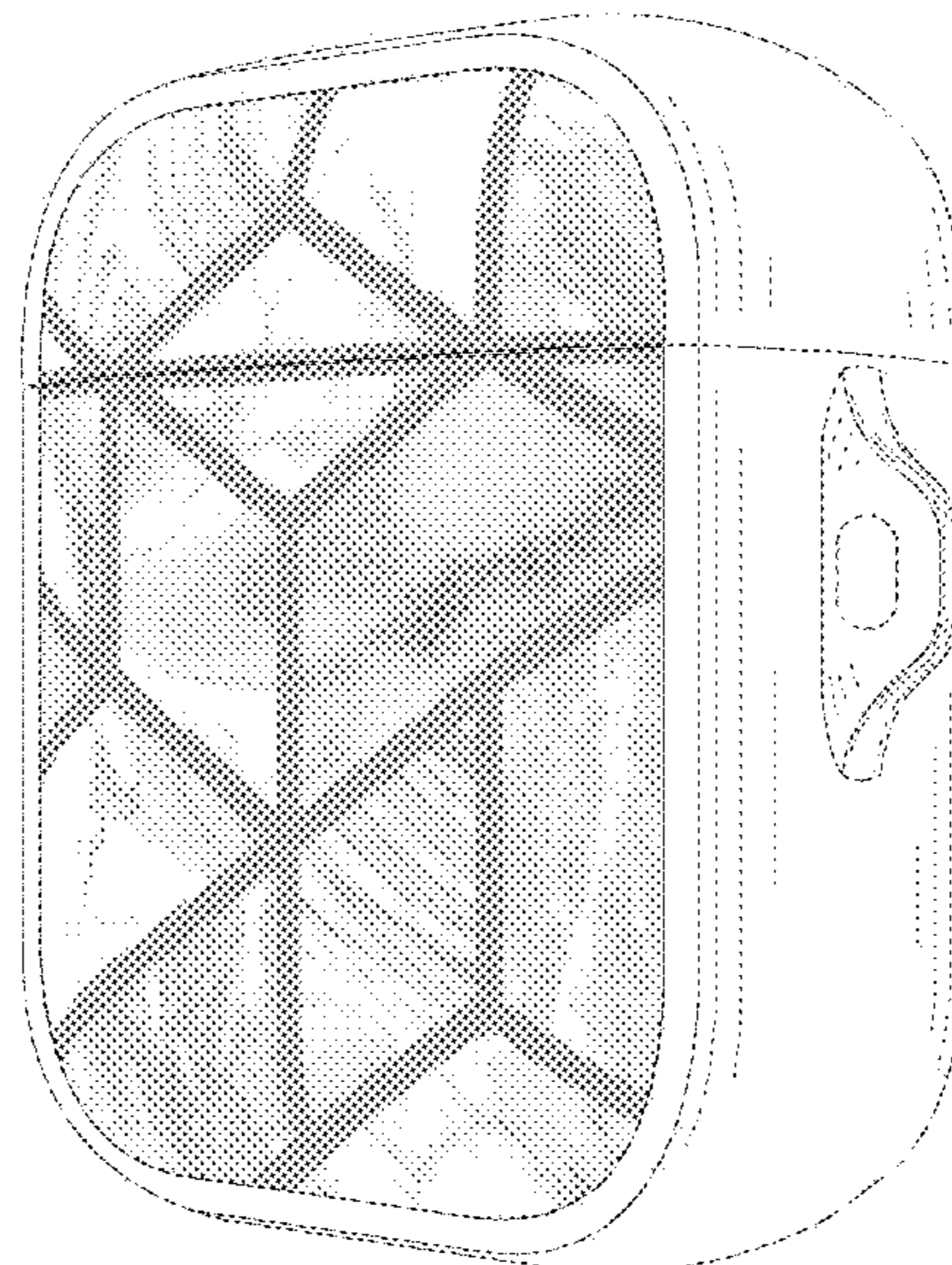
D704,626 S *	5/2014	Li	.....	D13/103
D764,451 S *	8/2016	Hung	.....	D14/250
D806,396 S *	1/2018	Jacob	.....	D3/321
D808,943 S *	1/2018	Makasi	.....	D14/250
D831,643 S *	10/2018	Son	.....	D14/344
D887,401 S *	6/2020	Wright	.....	D14/250
D891,771 S *	8/2020	Lee	.....	D3/269
D892,497 S *	8/2020	Wright	.....	D3/294
D898,664 S *	10/2020	Bhutani	.....	D13/108
D902,854 S *	11/2020	Feng	.....	D13/108
D911,945 S *	3/2021	Xian	.....	D13/108

(Continued)

**OTHER PUBLICATIONS**

Amazon, "i-Blason Cosmo Series Case Designed for AirPods . . . ", First on sale Sep. 23, 2019. (<https://www.amazon.com/i-Blason->

**1 Claim, 10 Drawing Sheets**  
**(10 of 10 Drawing Sheet(s) Filed in Color)**



(56)

**References Cited**

U.S. PATENT DOCUMENTS

D919,610 S \* 5/2021 Li ..... D14/252  
2021/0085047 A1 \* 3/2021 Wright ..... A45C 13/02

OTHER PUBLICATIONS

Amazon, "Velvet Caviar Marble AirPods Case . . . ", First on sale  
Apr. 16, 2020. (<https://www.amazon.com/dp/B0874W9KW3/>) (Year:  
2020).\*

\* cited by examiner





FIG. 1





FIG. 2



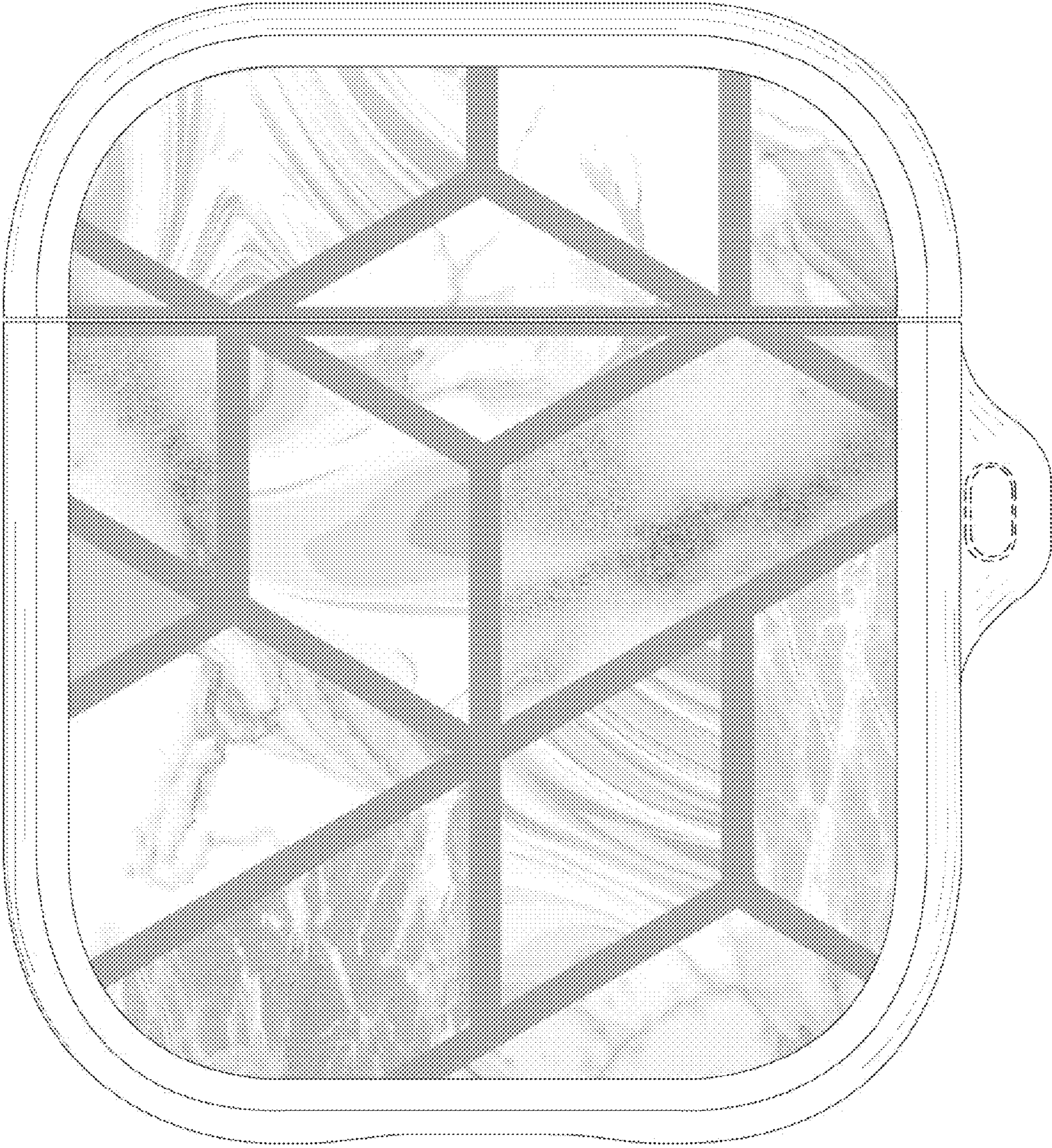


FIG. 3



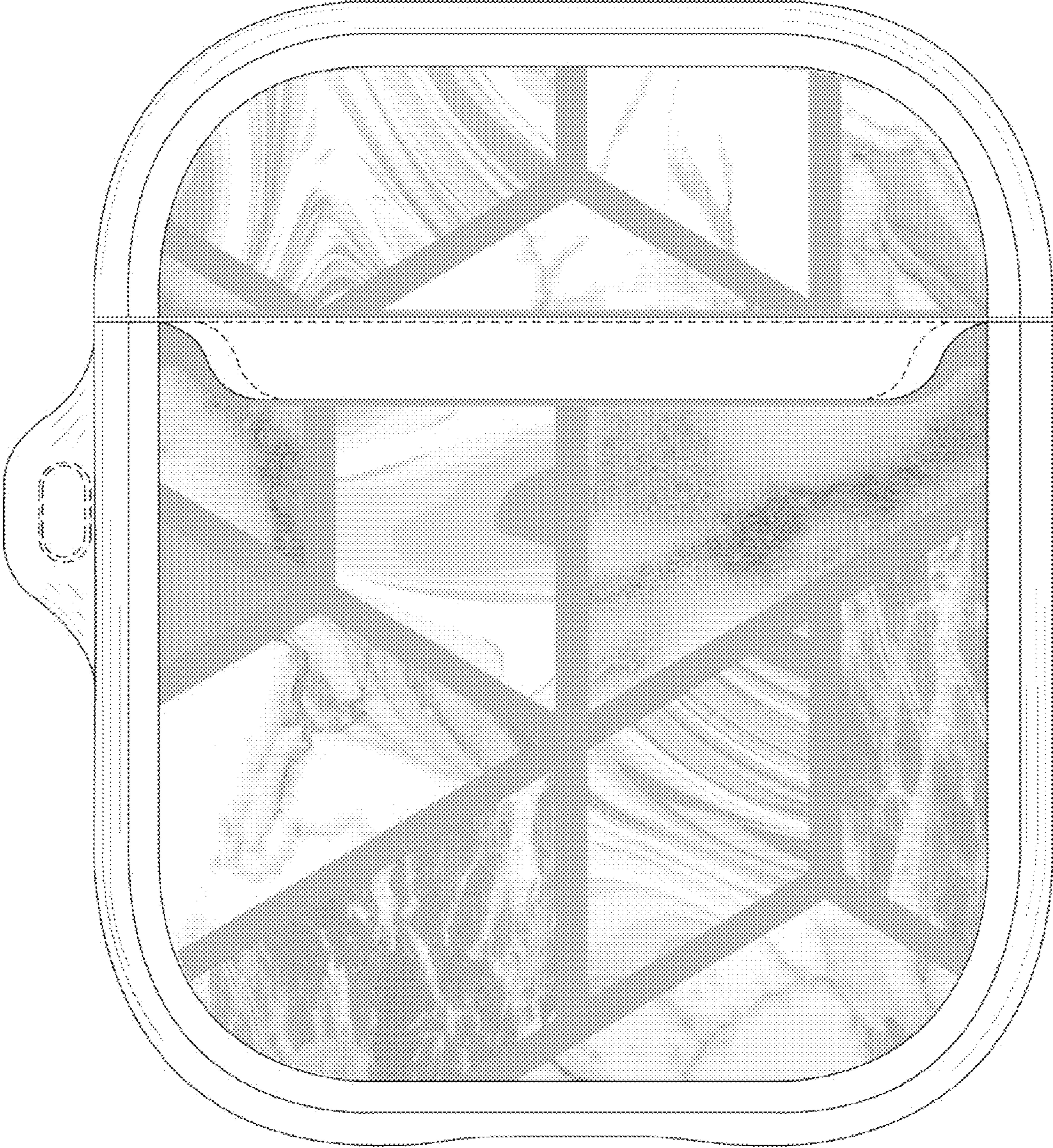


FIG. 4






FIG. 5

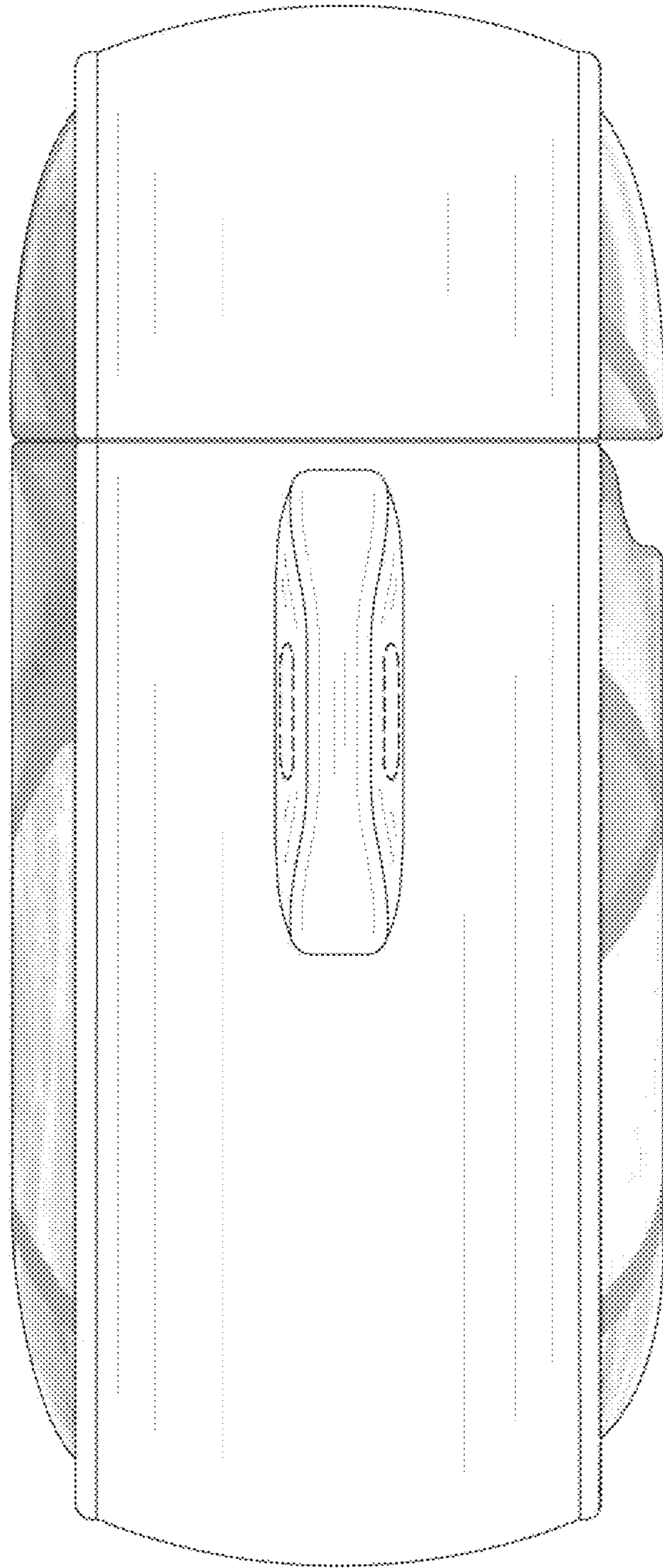


FIG. 6





FIG. 7



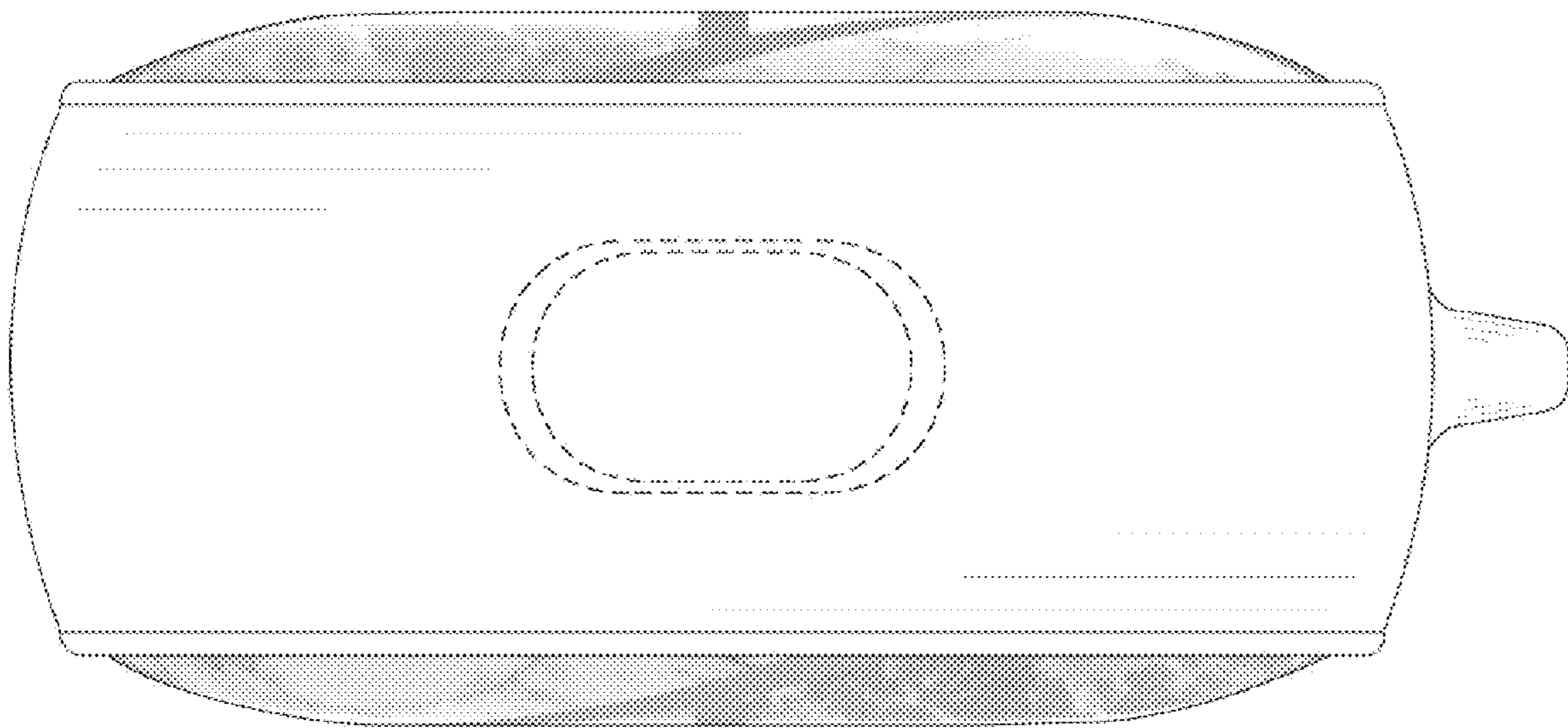


FIG. 8






FIG. 9



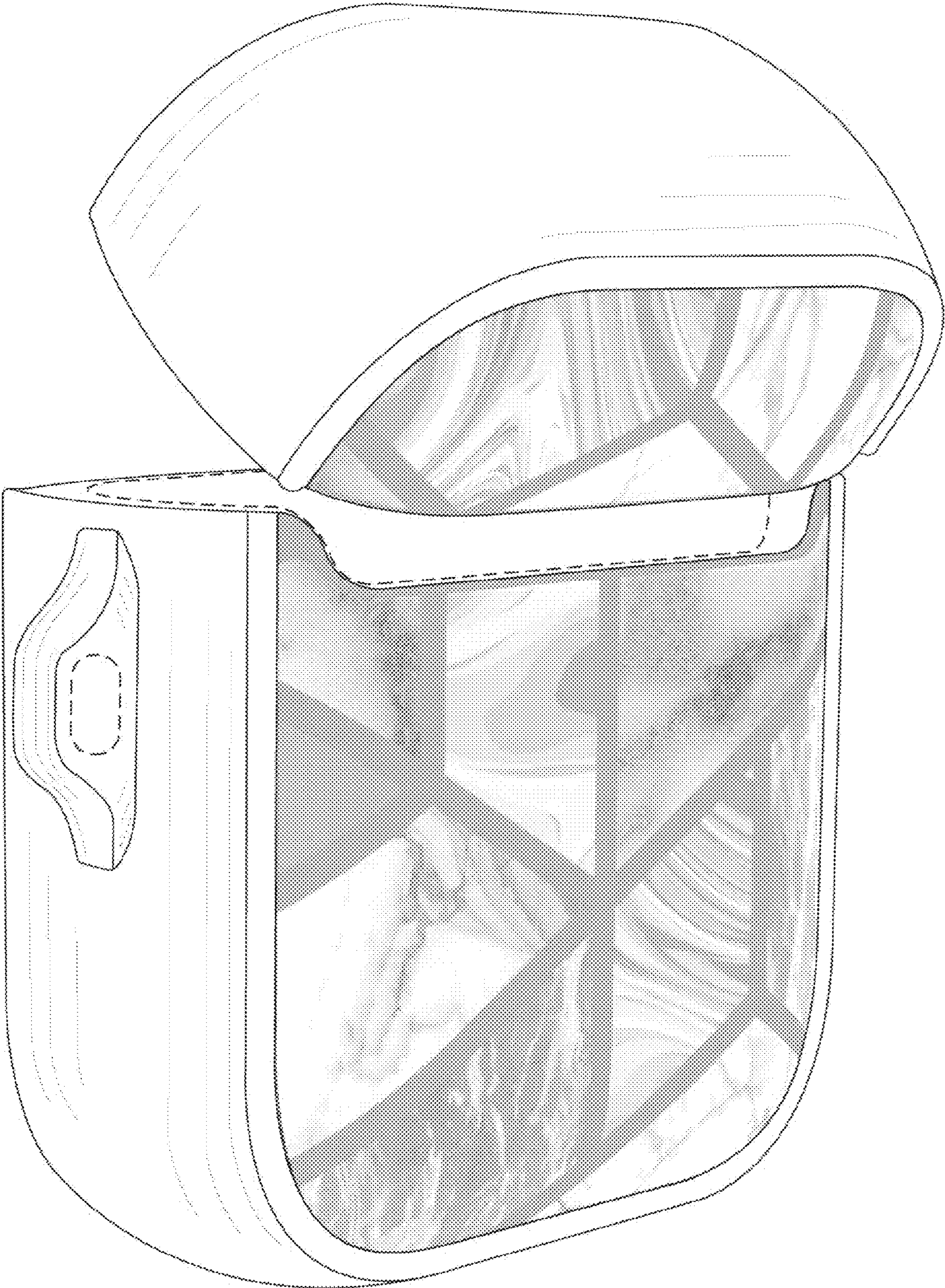


FIG. 10