



US00D936955S

(12) **United States Design Patent** (10) **Patent No.:** **US D936,955 S**
Klug (45) **Date of Patent:** **** Nov. 30, 2021**

(54) **SHOE**
(71) Applicant: **NIKE, Inc.**, Beaverton, OR (US)
(72) Inventor: **Bryant Russell Klug**, Beaverton, OR (US)
(73) Assignee: **NIKE, Inc.**, Beaverton, OR (US)
(**) Term: **15 Years**

D836,899 S * 1/2019 Cooper D2/972
D851,894 S * 6/2019 Brammer D2/972
D851,900 S * 6/2019 Small D2/972
D851,906 S 6/2019 Hong
D864,539 S 10/2019 Fuerst, Sr.
D876,077 S * 2/2020 Cruz D2/972
D876,762 S 3/2020 Petrenka
D903,286 S * 12/2020 Cruz D2/972
D904,738 S * 12/2020 Sullivan D2/947
D909,030 S * 2/2021 Kosenick D2/947
D909,031 S * 2/2021 Kosenick D2/947
D925,875 S * 7/2021 Nethongkome D2/947

(21) Appl. No.: **29/759,060**

(22) Filed: **Nov. 19, 2020**

(51) **LOC (13) Cl.** **02-04**

(52) **U.S. Cl.**
USPC **D2/977; D2/972**

(58) **Field of Classification Search**
USPC D2/896-900, 909-912, 947-957, 960,
D2/961, 968, 970, 972, 977
CPC ... A43B 15/00; A43B 21/00; A43B 13/00-14;
A43B 13/24-28; A43B 13/37; A43B
13/38; A43B 13/41
See application file for complete search history.

(56) **References Cited**

U.S. PATENT DOCUMENTS

D356,884 S 4/1995 Ho
D357,574 S * 4/1995 Morris D2/969
D391,058 S 2/1998 Cooper
D391,059 S 2/1998 Lozano
D396,548 S * 8/1998 Ng D2/900
D404,549 S 1/1999 Greenberg
D624,736 S 10/2010 Akhidime
D628,368 S 12/2010 Raysse
D636,567 S 4/2011 Raysse
D655,487 S 3/2012 Blakeslee
D773,159 S 12/2016 Seamarks
D830,679 S * 10/2018 Durand D2/972

OTHER PUBLICATIONS

Nike, Nike Adapt BB 2.0; Accessed on Nov. 16, 2020 from <https://www.nike.com/t/adapt-bb-2-basketball-shoe-vdFwKS>; 7 pages. Nike Footwear Catalog, 1998 Spring Footwear, p. 38, published Jun. 1997, Nike, Inc., USA.

(Continued)

Primary Examiner — Rashida C. Walshon
(74) *Attorney, Agent, or Firm* — Schwabe, Williamson & Wyatt, P.C.

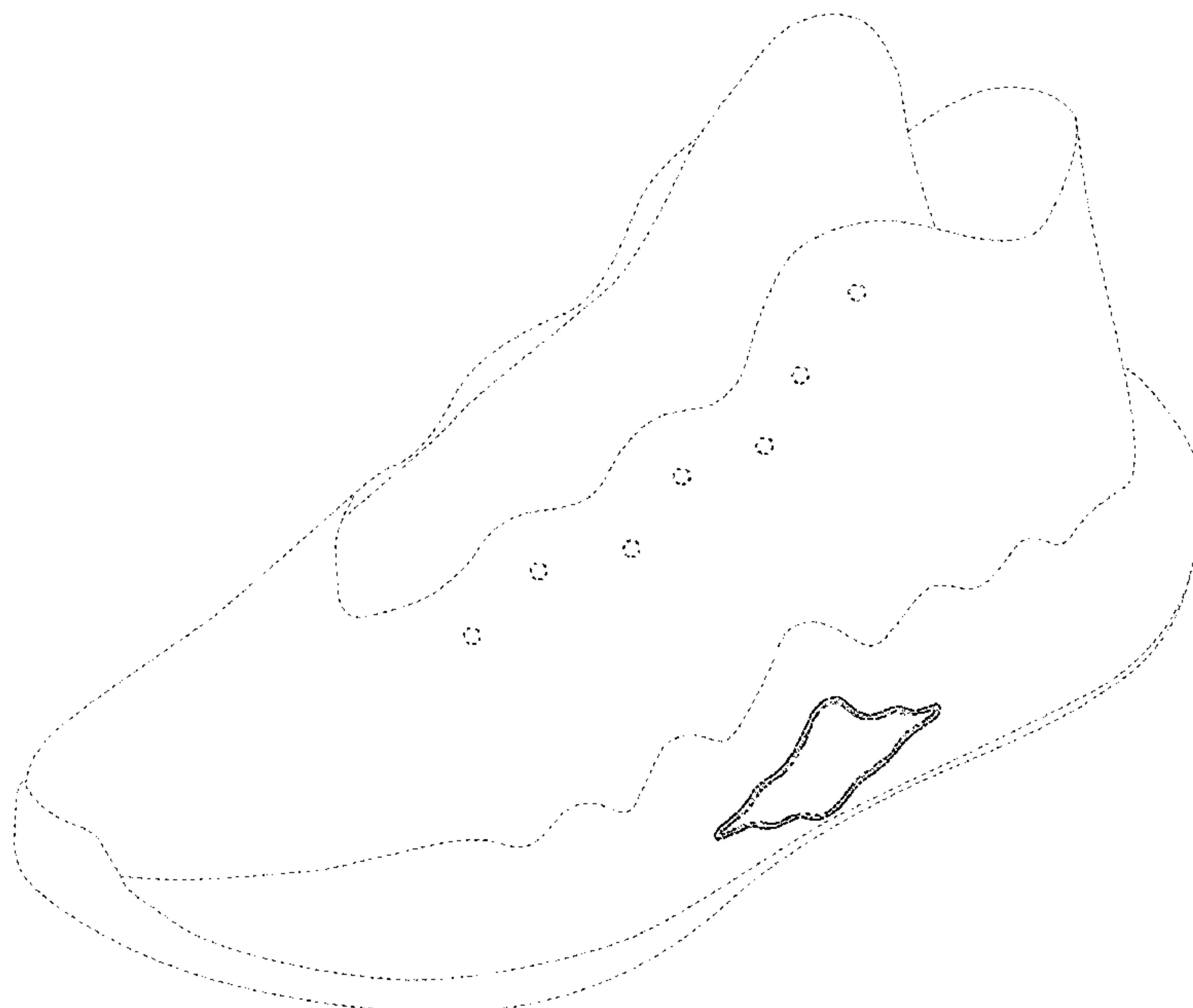
(57) **CLAIM**

I claim the ornamental design for a shoe, as shown and described.

DESCRIPTION

FIG. 1 is a front perspective view of a shoe, showing my new design;
FIG. 2 is a right side view thereof; and,
FIG. 3 is a rear perspective view thereof.
The dot-dot-dash broken lines adjacent to the shaded area represent unclaimed boundaries of the claimed design. The remainder of the broken lines are provided for environmental purposes only and form no part of the claimed design.

1 Claim, 3 Drawing Sheets



(56)

References Cited

OTHER PUBLICATIONS

Nike Footwear Catalog, 1999 Fall Footwear, p. 33, published date unknown, Nike, Inc., USA.

Nike Footwear Catalog, 2006 Fall Footwear, p. 48, published Nov. 2005, Nike, Inc., USA.

Nike, LeBron Soldier 14 By You, Accessed on Mar. 11, 2021 from <https://www.nike.com/u/custom-lebron-soldier-14-by-you-10000914/7203957386>; 2 pages.

* cited by examiner

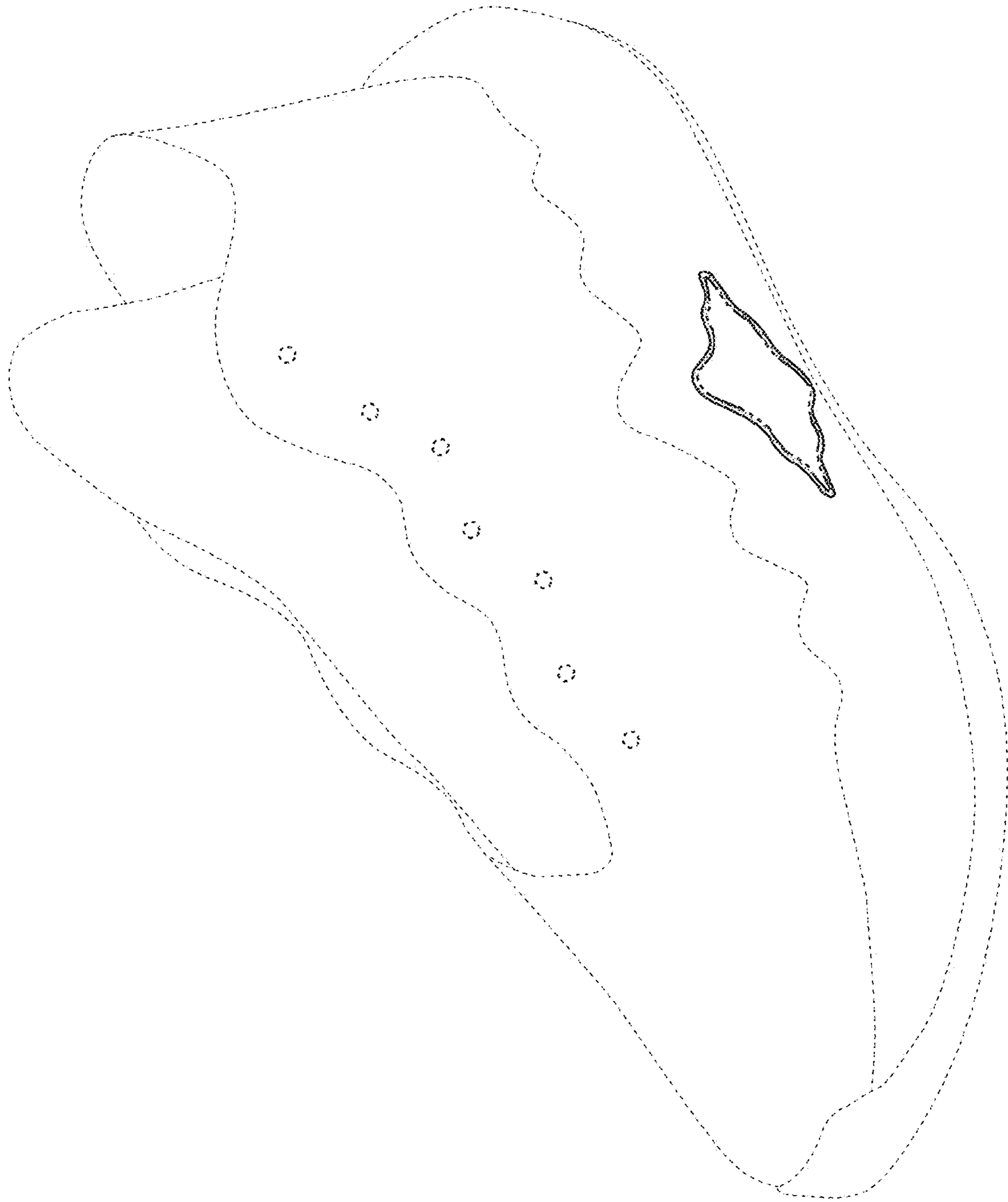


FIG. 1

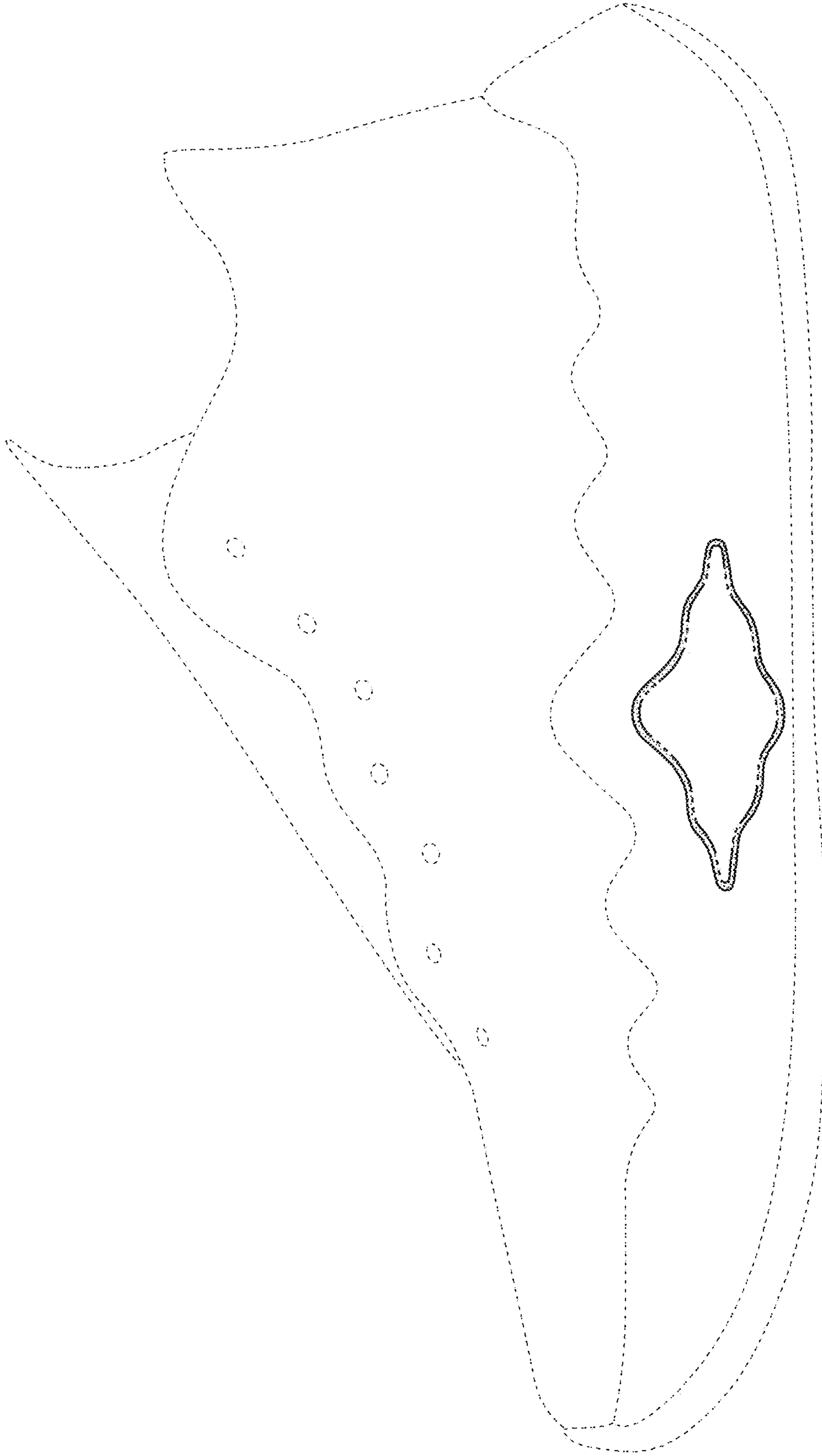


FIG. 2

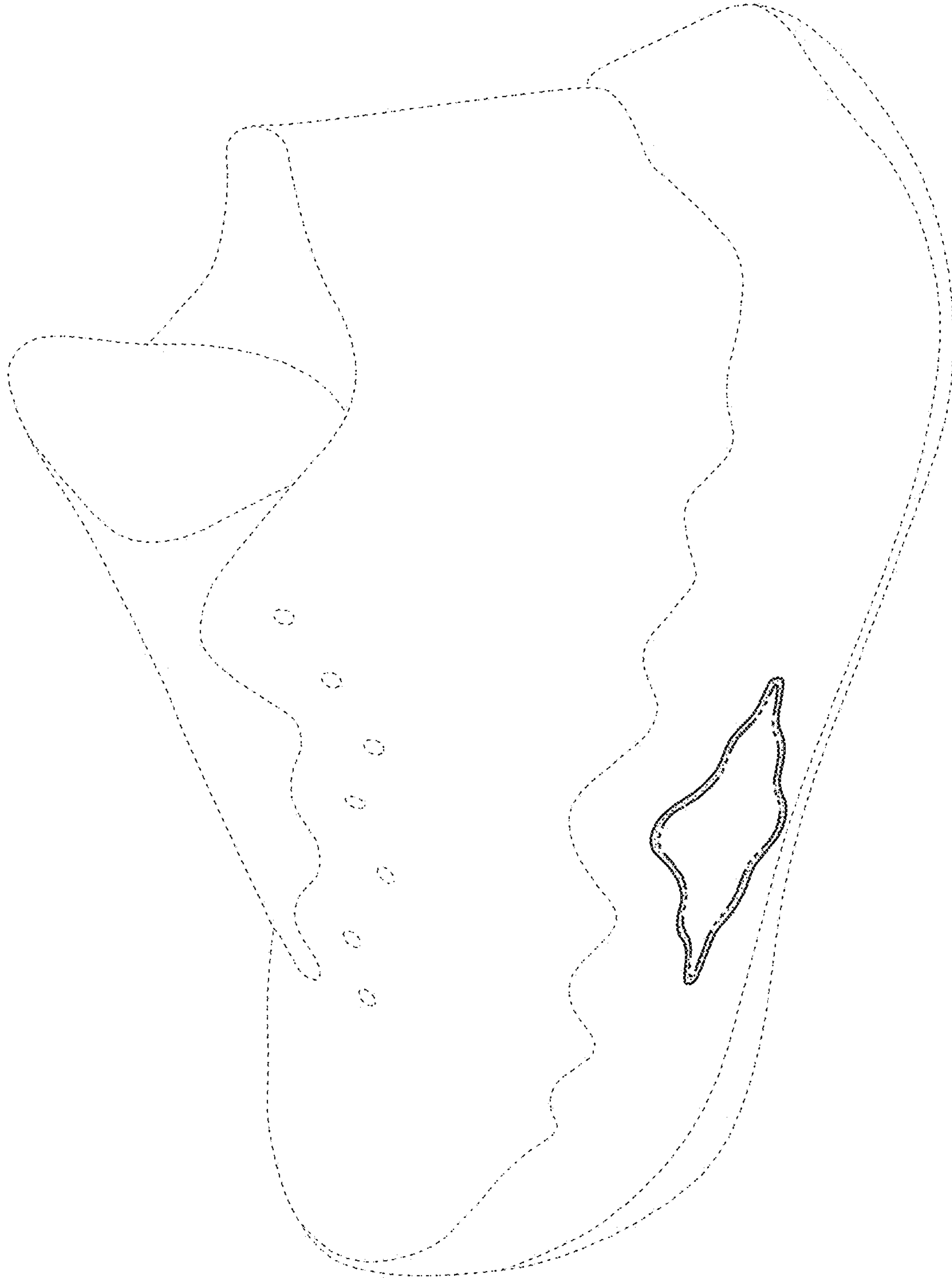


FIG. 3