



US00D936937S

(12) **United States Design Patent**  
**Sonoyama**

(10) **Patent No.:** **US D936,937 S**

(45) **Date of Patent:** **\*\* Nov. 30, 2021**

- (54) **INNER CAP FOR A WIG**
- (71) Applicant: **KANEKA CORPORATION**, Osaka (JP)
- (72) Inventor: **Yujiro Sonoyama**, Takasago (JP)
- (73) Assignee: **KANEKA CORPORATION**, Osaka (JP)

2,686,348	A *	8/1954	Goldsmith	.....	A45D 8/40
					442/1
3,113,321	A *	12/1963	Siegel	.....	A45D 8/40
					2/174
D267,831	S *	2/1983	Sucato	.....	D2/865
D370,772	S *	6/1996	Lewis	.....	D2/865
D678,616	S *	3/2013	Norton	.....	D29/102
D767,210	S *	9/2016	Sato	.....	D28/92
10,617,164	B2 *	4/2020	Feumba	.....	A41G 3/0041
2016/0135531	A1 *	5/2016	Ezechukwu	.....	A41G 5/0073
					132/201
2018/0116321	A1 *	5/2018	Kim	.....	A41G 3/0041
2020/0146379	A1 *	5/2020	Sonoyama	.....	A41G 3/0066

(\*\*) Term: **15 Years**

(21) Appl. No.: **29/728,951**

(22) Filed: **Mar. 23, 2020**

(30) **Foreign Application Priority Data**

Oct. 2, 2019 (JP) ..... 2019-022168

(51) **LOC (13) Cl.** ..... **02-03**

(52) **U.S. Cl.**  
USPC ..... **D2/875; D28/92**

(58) **Field of Classification Search**  
USPC ..... D2/865, 866, 867, 868, 869, 870, 871, D2/872, 873, 874, 875, 876, 877, 878, D2/879, 880, 881, 882, 883, 884, 885, D2/886, 887, 888, 889, 890, 891, 892, D2/893, 894, 895; D28/92; D29/102, D29/106

CPC ..... A41G 3/00; A41G 3/0041; A41G 3/005; A41G 3/0058; A42B 1/00; A42B 1/002; A42B 1/008; A42B 1/02; A42B 1/04; A42B 1/041; A42B 1/043; A42B 1/046; A42B 1/06; A42B 5/00; A45D 8/00; A45D 8/40; A45D 20/18

See application file for complete search history.

(56) **References Cited**

**U.S. PATENT DOCUMENTS**

1,342,277	A *	6/1920	Dowd	.....	A42B 1/046
					2/4
2,453,043	A *	11/1948	Solomon	.....	A45D 8/40
					87/2

**FOREIGN PATENT DOCUMENTS**

JP 2014091870 A \* 5/2014

\* cited by examiner

*Primary Examiner* — Jasmine Mlinarcik

(74) *Attorney, Agent, or Firm* — Sterne, Kessler, Goldstein & Fox P.L.L.C.

(57) **CLAIM**

The ornamental design for an inner cap for a wig, as shown and described.

**DESCRIPTION**

FIG. 1 is a front view of an inner cap for a wig showing the claimed design;

FIG. 2 is a rear view thereof;

FIG. 3 is a top plan view thereof;

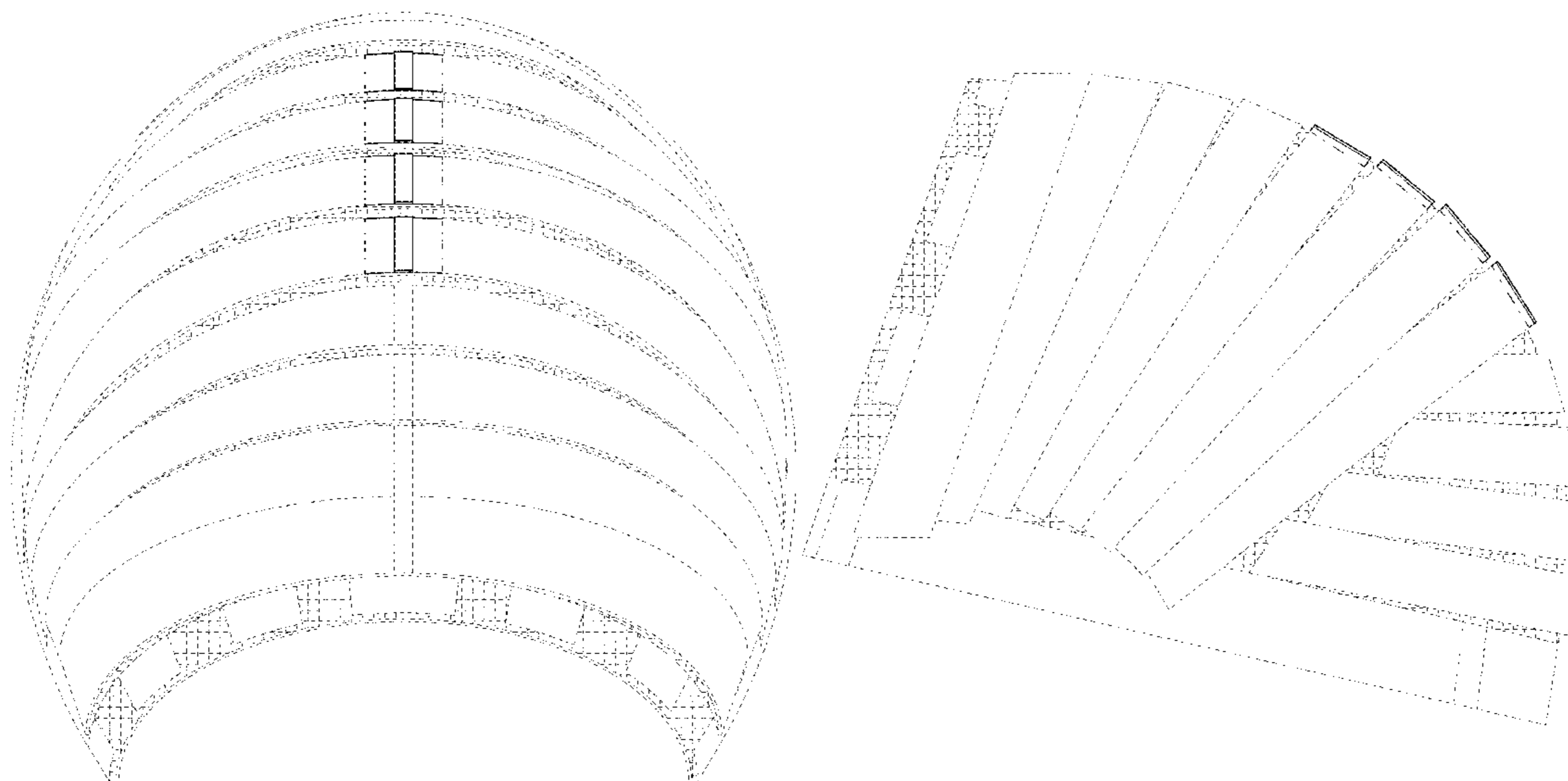
FIG. 4 is a bottom plan view thereof;

FIG. 5 is a right side view thereof; and,

FIG. 6 is a left side view thereof.

The dashed broken lines in the figures show portions of the inner cap for a wig that form no part of the claimed design. The dot-dash broken lines in the figures show boundaries that form no part of the claimed design.

**1 Claim, 6 Drawing Sheets**



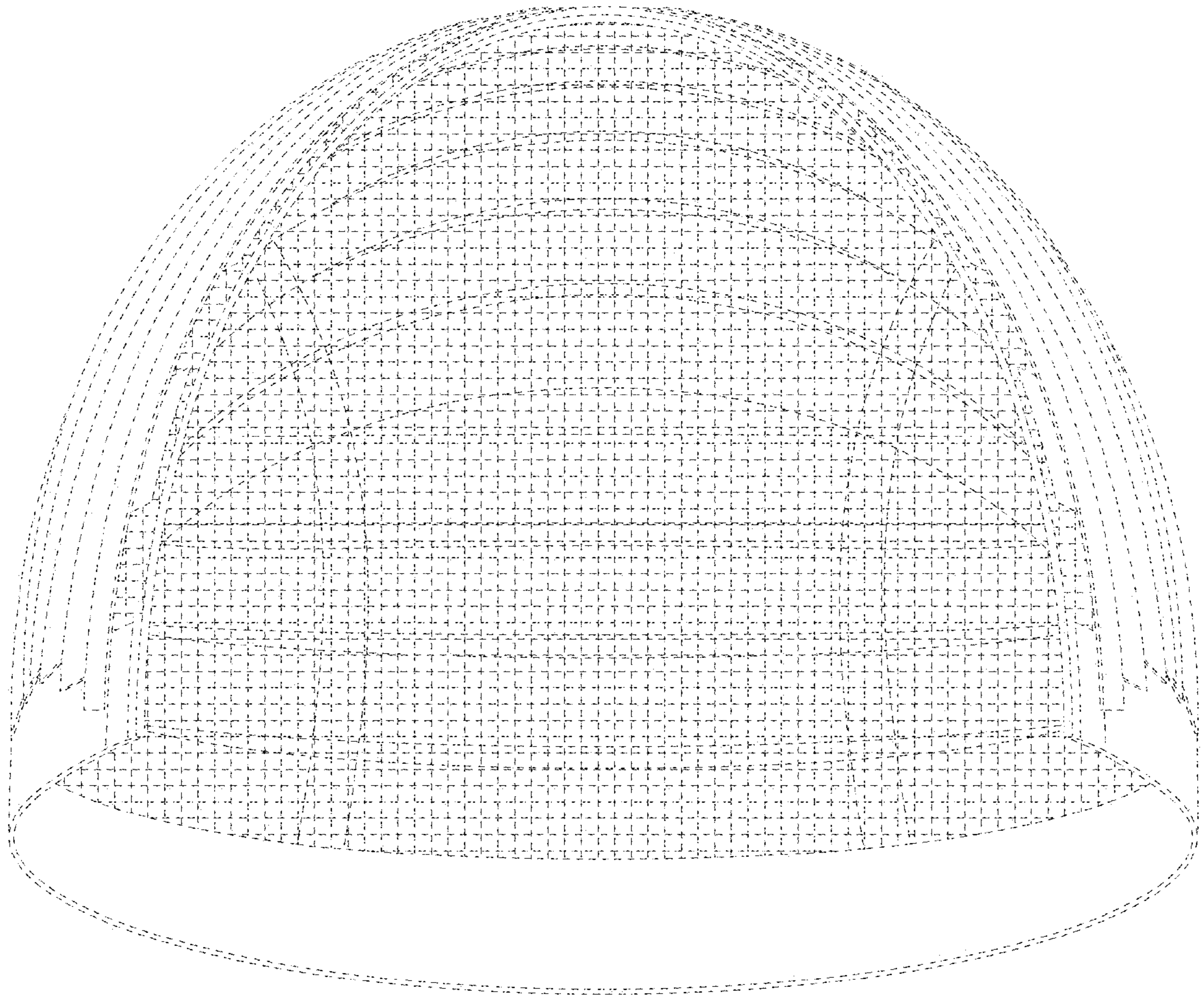


FIG. 1

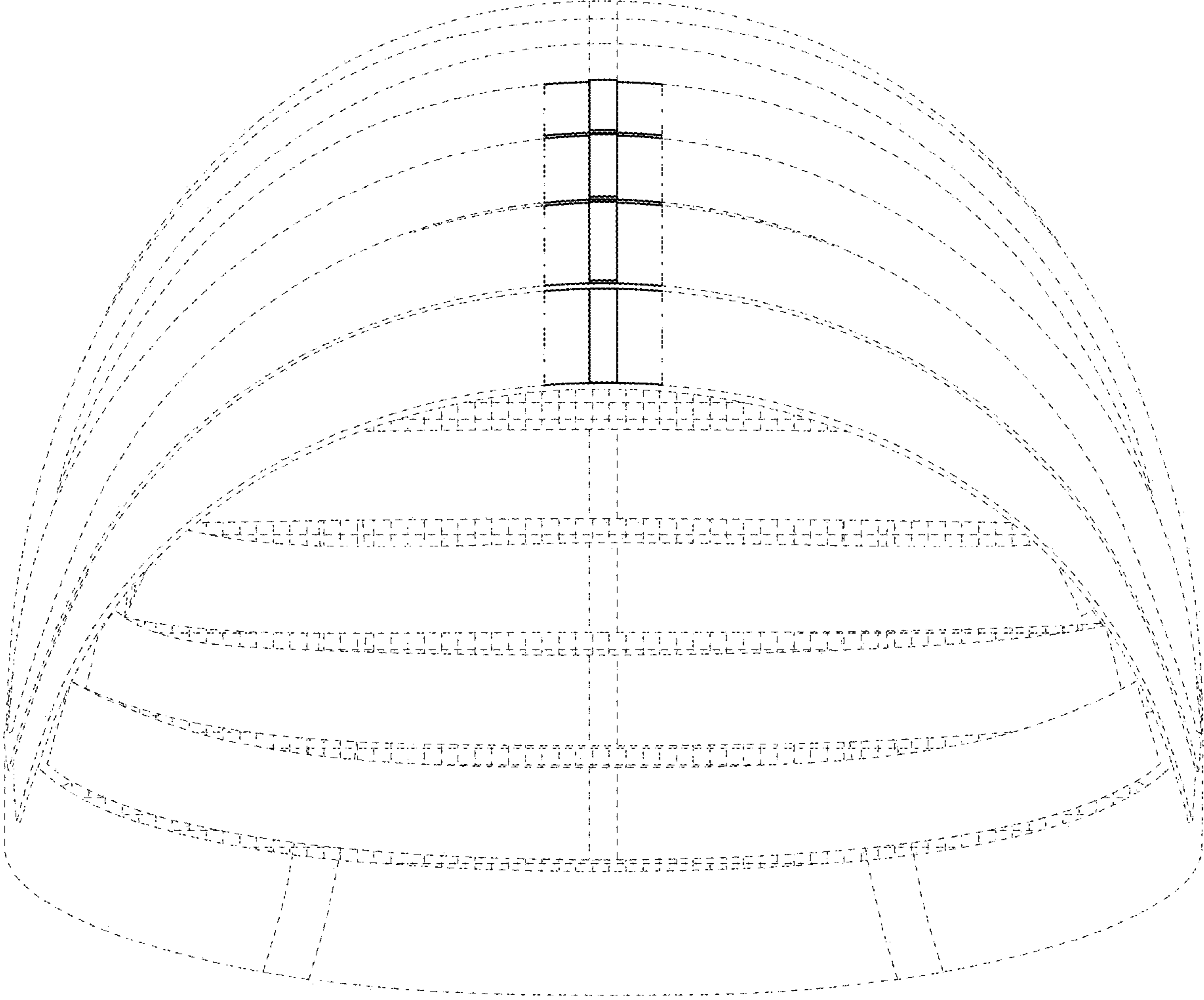


FIG. 2

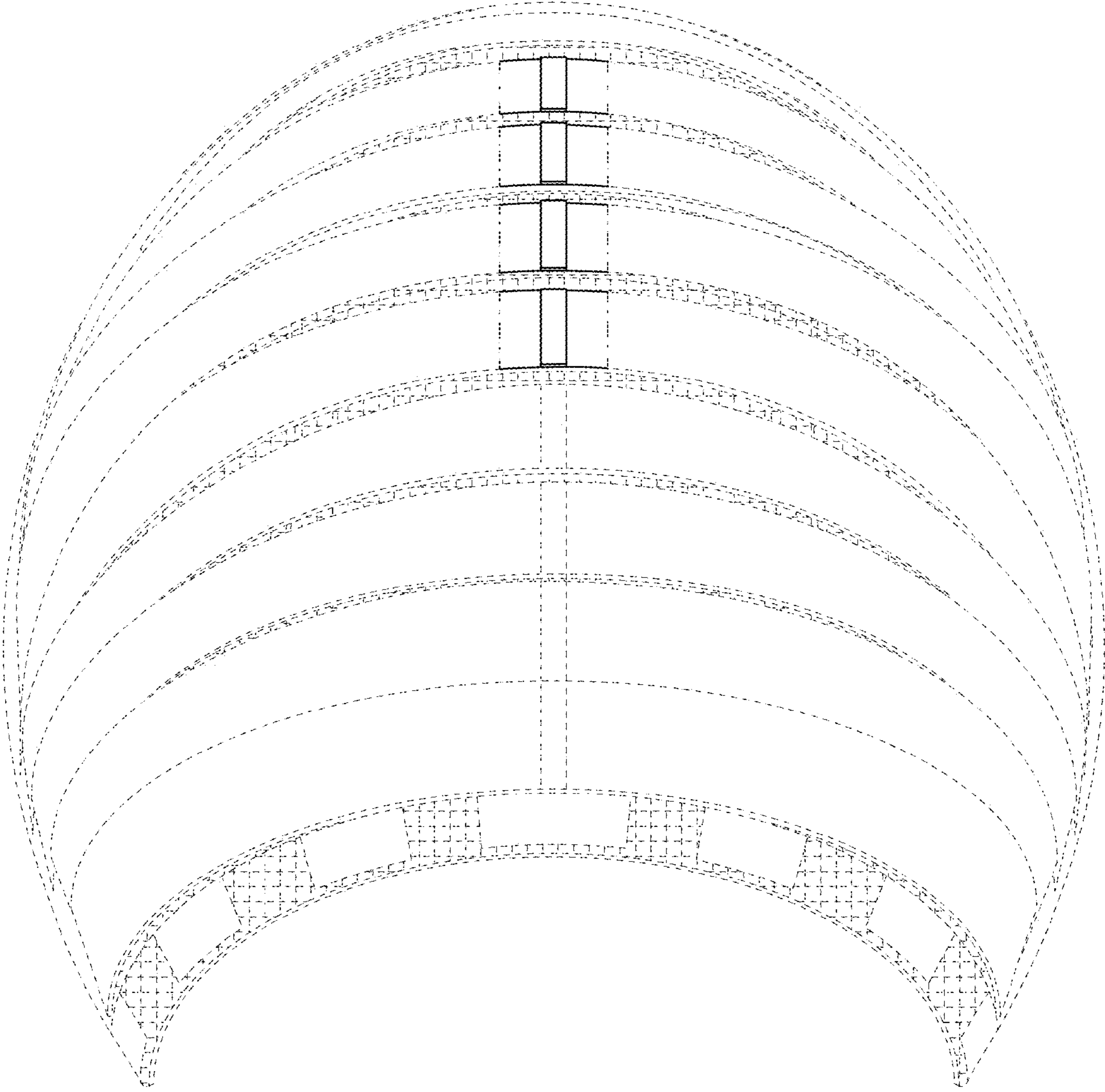
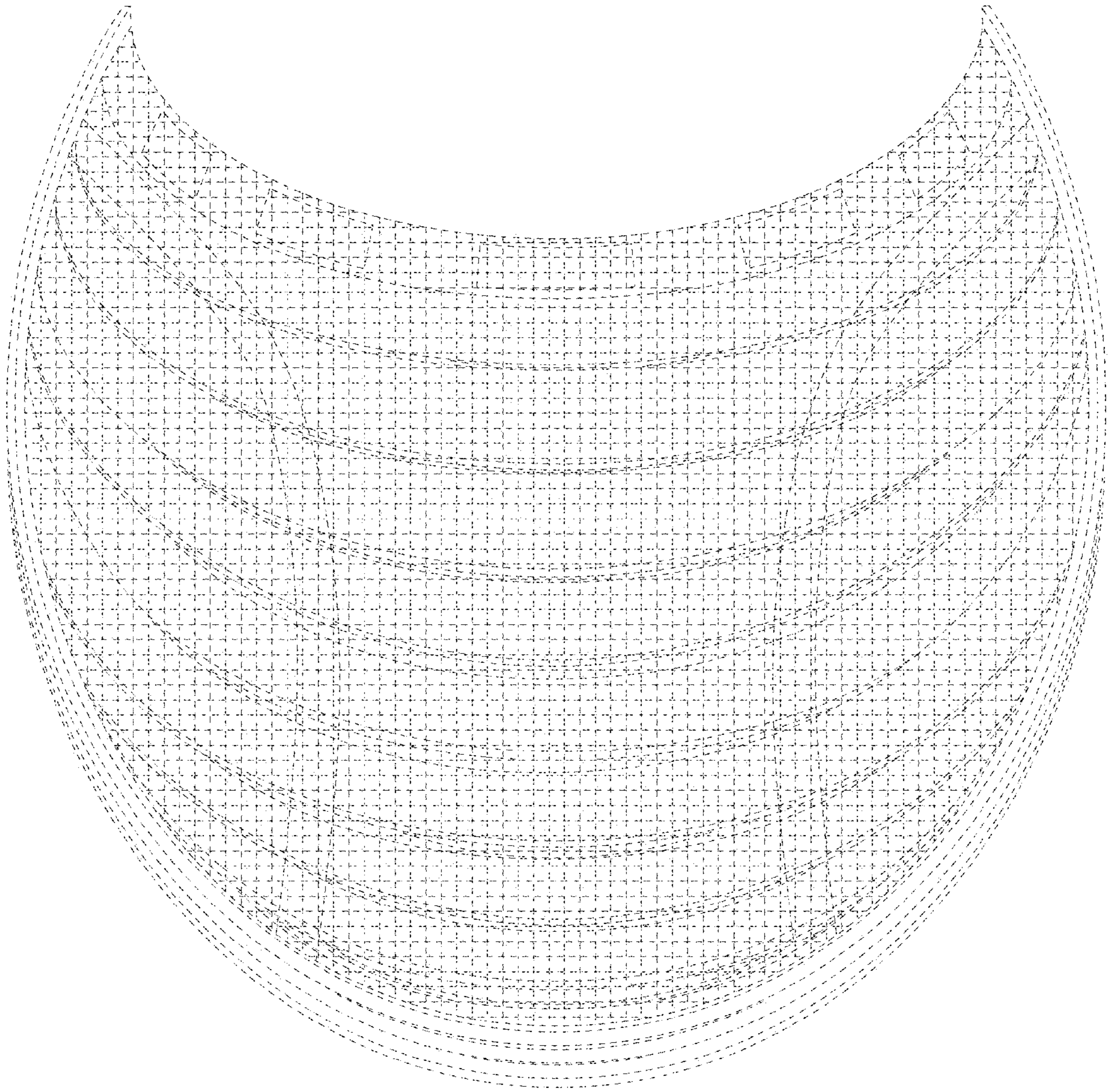


FIG. 3



**FIG. 4**

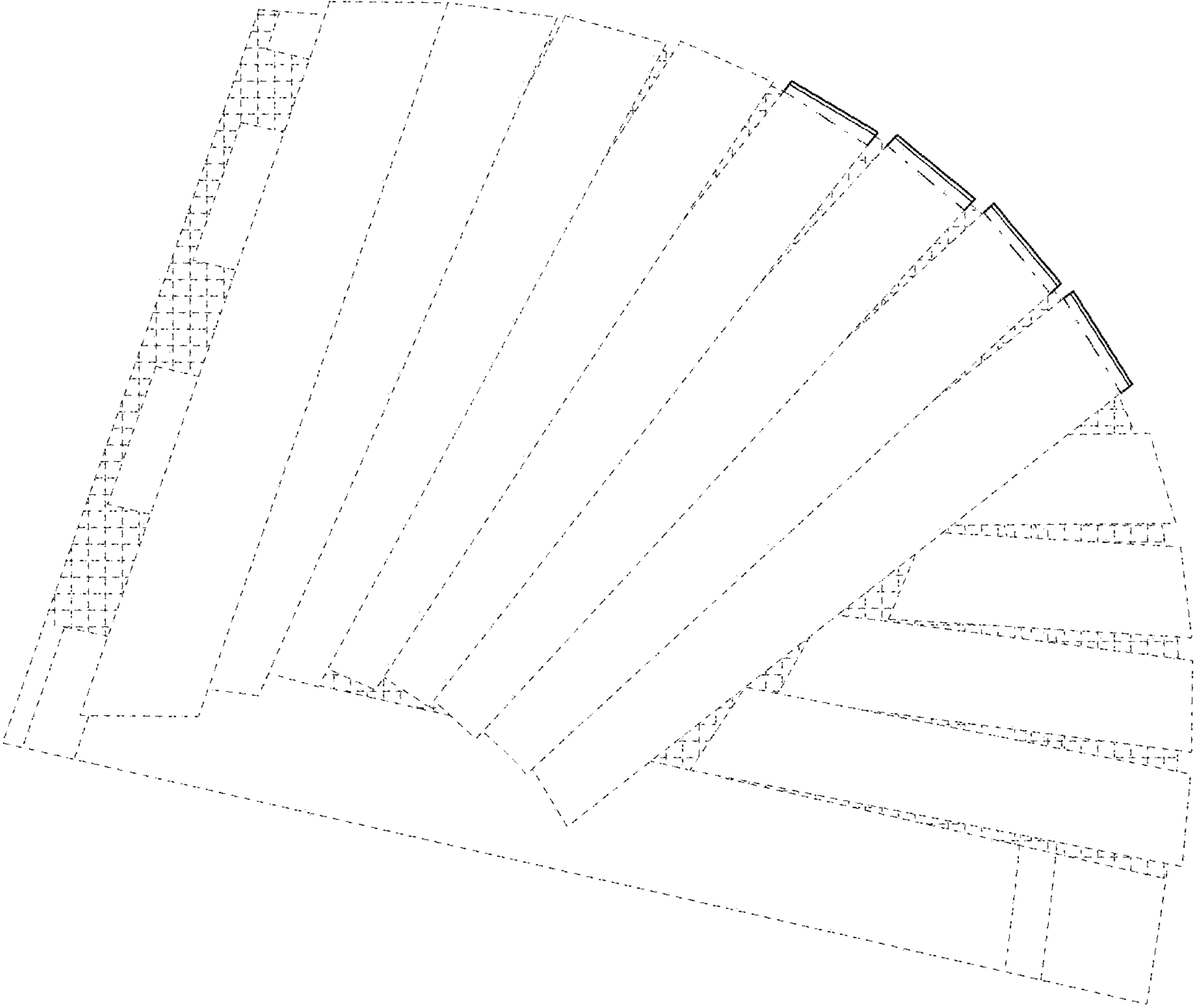


FIG. 5

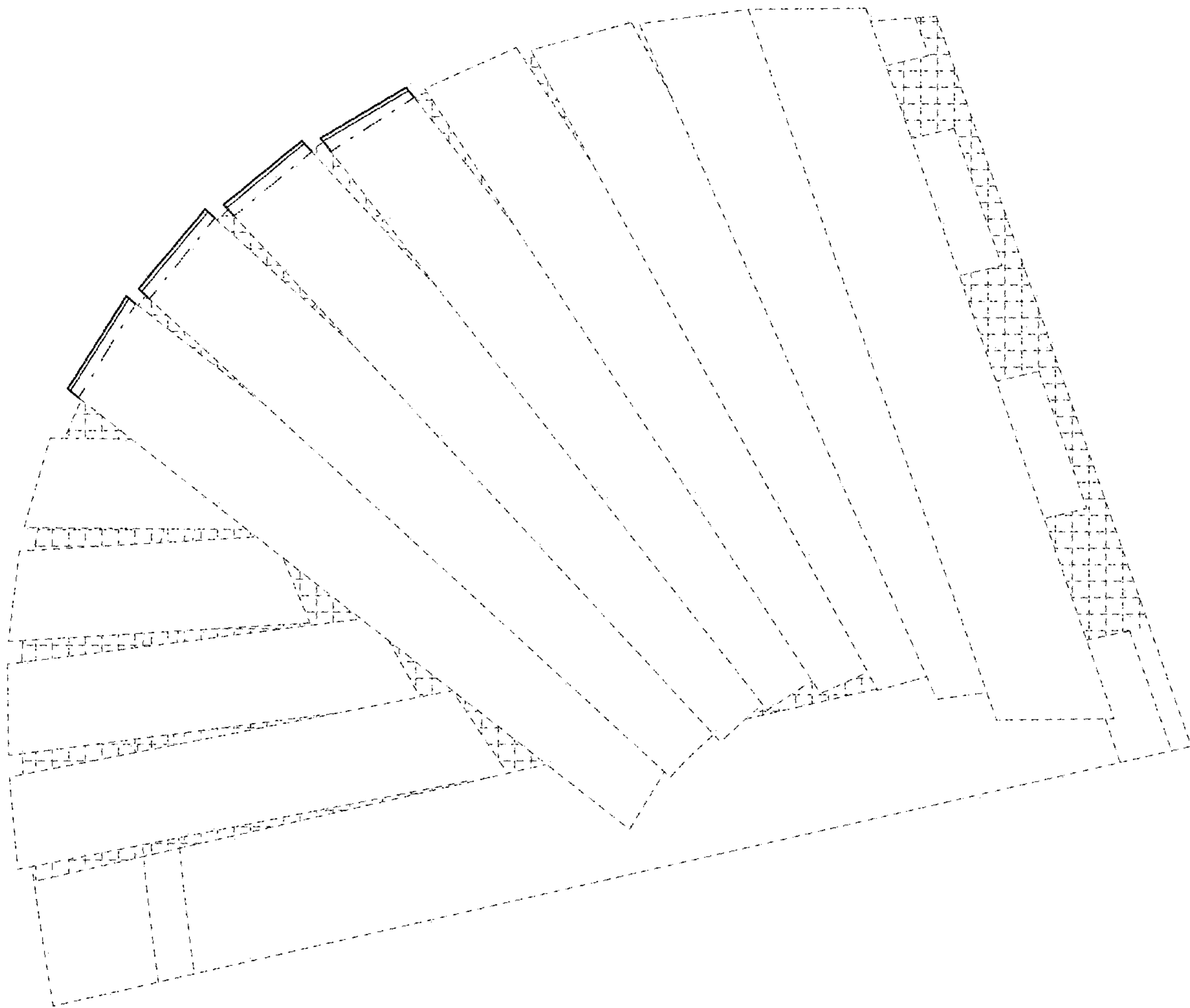


FIG. 6