



US00D936920S

(12) **United States Design Patent**  
**Chen**

(10) **Patent No.:** **US D936,920 S**

(45) **Date of Patent:** **\*\* Nov. 23, 2021**

(54) **HANDHELD GARMENT STEAMER**

(71) Applicant: **Fen Fang Chen**, Guangdong (CN)

(72) Inventor: **Fen Fang Chen**, Guangdong (CN)

(\*\*) Term: **15 Years**

(21) Appl. No.: **29/684,308**

(22) Filed: **Mar. 20, 2019**

(51) **LOC (13) Cl.** ..... **15-05**

(52) **U.S. Cl.**  
USPC ..... **D32/17**

(58) **Field of Classification Search**  
USPC .... D32/1, 15-16, 17, 18, 21, 22, 31-34, 68,  
D32/70, 71, 73; D38/1 R, 2, 12, 15, 17,  
D38/69, 74, 77.1, 77.9, 79, 88, 90  
CPC . A47L 5/24; A47L 5/362; A47L 15/28; A47L  
9/325; A47L 9/2857; A47L 9/1427; A47L  
15/14; A47L 9/2884; A47L 9/1666; A47L  
9/1683; A47L 9/1625; A47L 9/22; A47L  
1319/44; B62B 19/44; B60S 3/002; F28G  
3/66; B01D 50/002; B01D 45/12; B01D  
46/4254; B01D 46/10; D06F 87/00; D06F  
75/30; D06F 75/12; D06F 75/20; D06F  
73/00; D06F 59/02; D06F 59/08; A41L  
5/24

See application file for complete search history.

(56) **References Cited**

**U.S. PATENT DOCUMENTS**

D378,000 S \* 2/1997 Muller ..... D32/17  
D378,001 S \* 2/1997 Muller ..... D32/17

D674,564 S \* 1/2013 Mangano ..... D32/17  
D704,399 S \* 5/2014 Crawley ..... D32/17  
D716,007 S \* 10/2014 Mangano ..... D32/17  
D734,575 S \* 7/2015 Zeng ..... D32/18  
D753,354 S \* 4/2016 Casini ..... D32/17  
D771,331 S \* 11/2016 Chaklos ..... D32/17  
D826,492 S \* 8/2018 Huang ..... D32/17  
D838,066 S \* 1/2019 Peng ..... D32/17  
D839,508 S \* 1/2019 Chung ..... D32/17  
D844,263 S \* 3/2019 Ediger ..... D32/17  
2018/0296044 A1 \* 10/2018 Venturini ..... A47L 11/4044

\* cited by examiner

*Primary Examiner* — Manpreet S Matharu

*Assistant Examiner* — Yolanda Robinson

(74) *Attorney, Agent, or Firm* — John L. Sotomayor

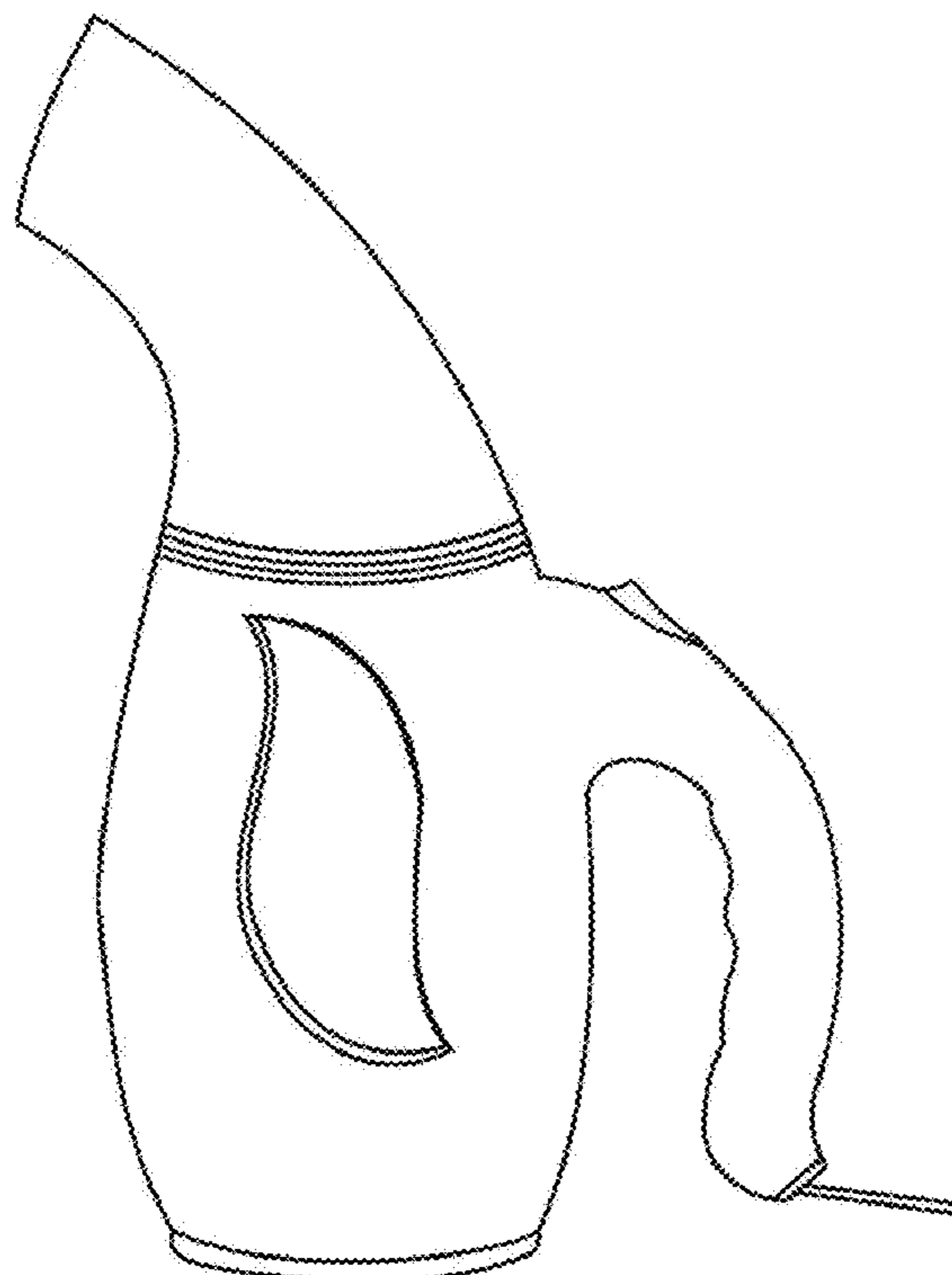
(57) **CLAIM**

The ornamental design for a handheld garment steamer, as shown and described.

**DESCRIPTION**

FIG. 1 is a perspective view thereof;  
FIG. 2 is a front view thereof;  
FIG. 3 is a back view thereof;  
FIG. 4 is a left-side view thereof;  
FIG. 5 is a right-side view thereof;  
FIG. 6 is a top view thereof; and,  
FIG. 7 is a bottom view thereof.

**1 Claim, 7 Drawing Sheets**



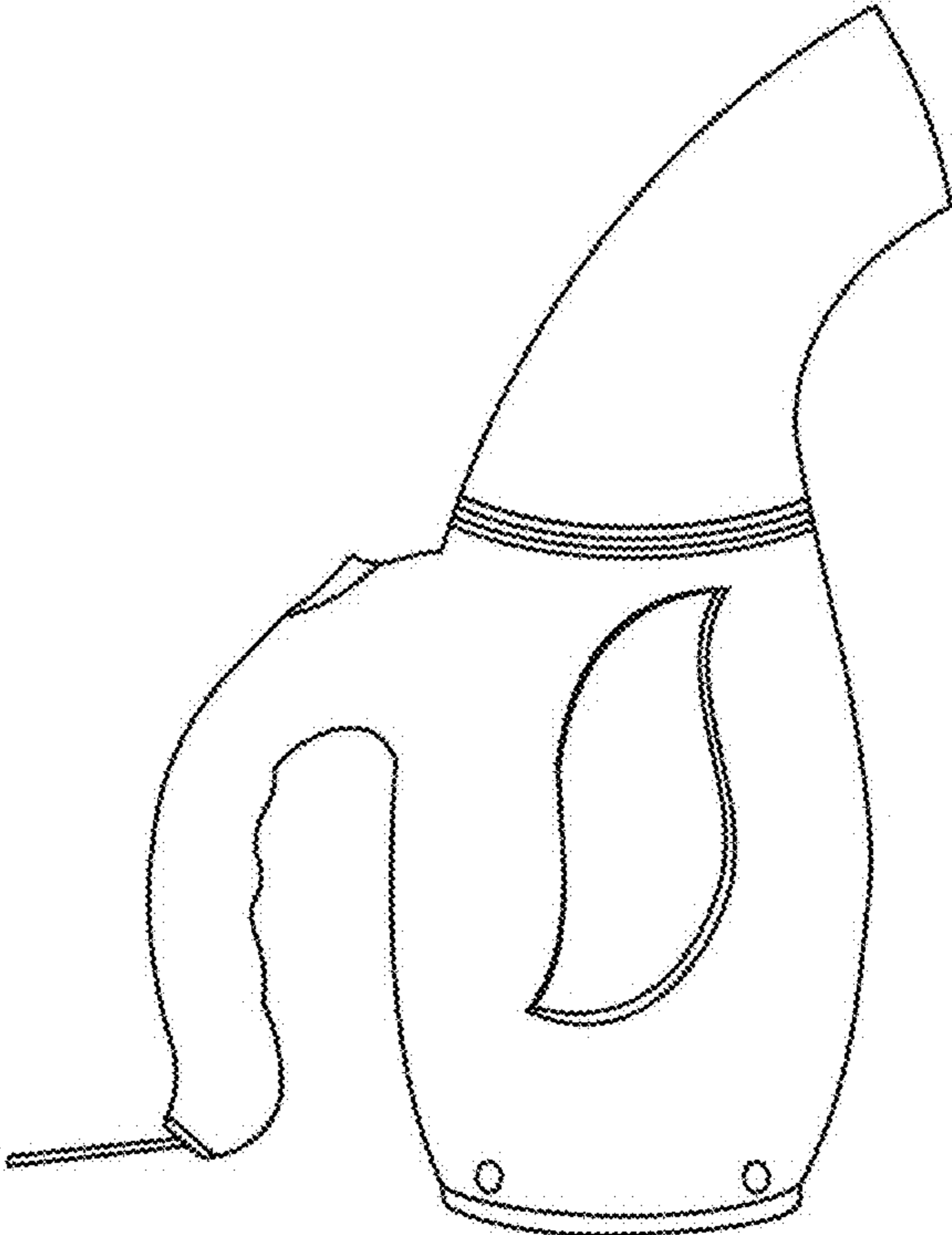


FIG. 1

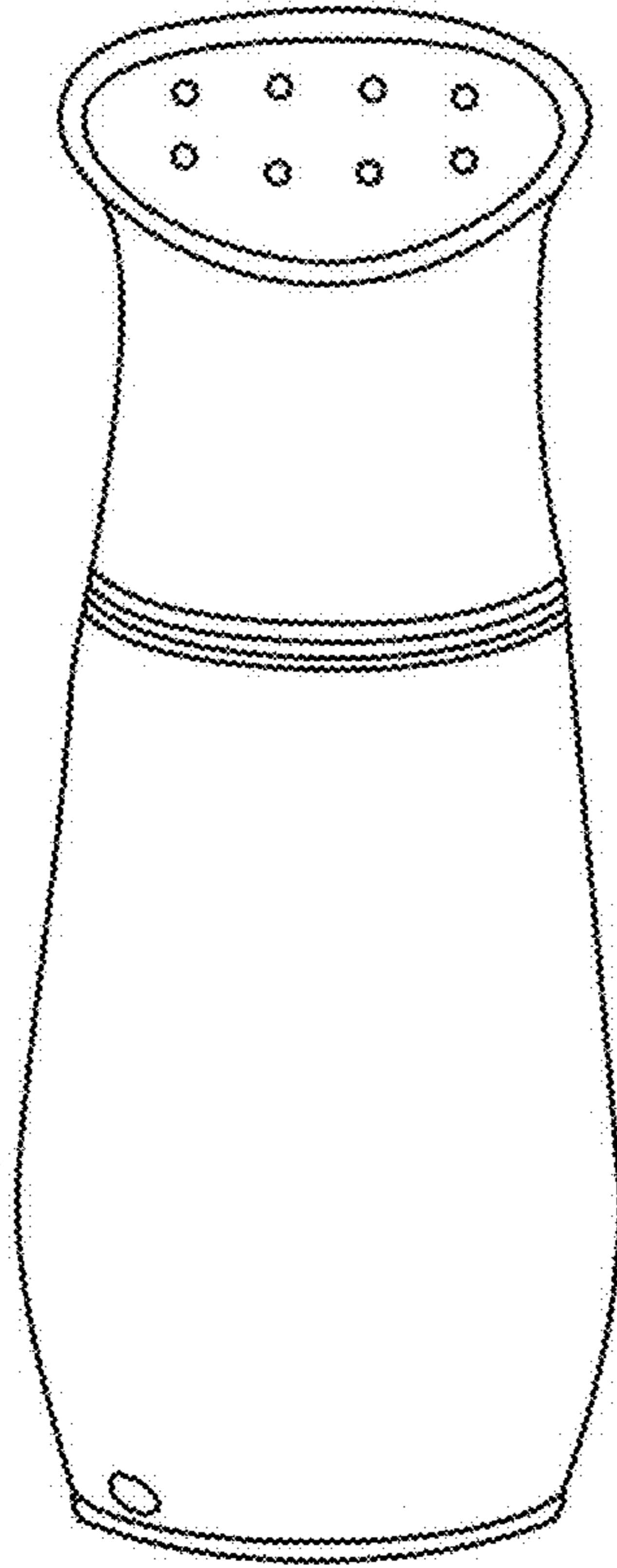


FIG. 2

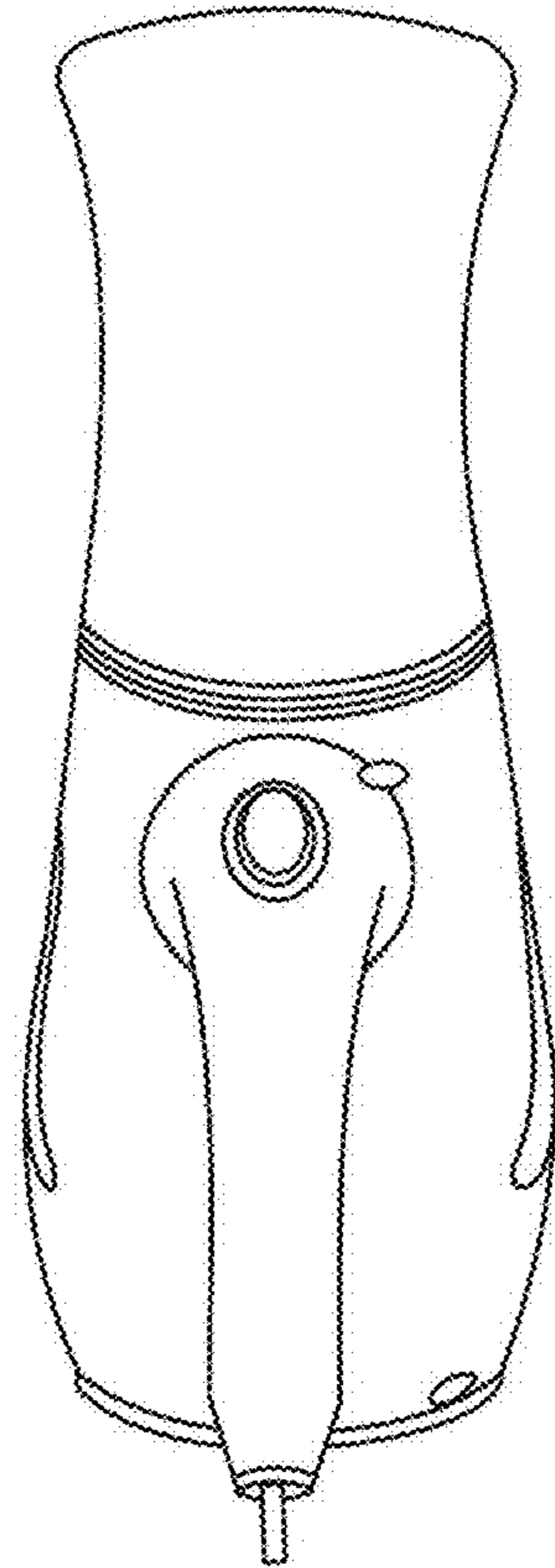


FIG. 3

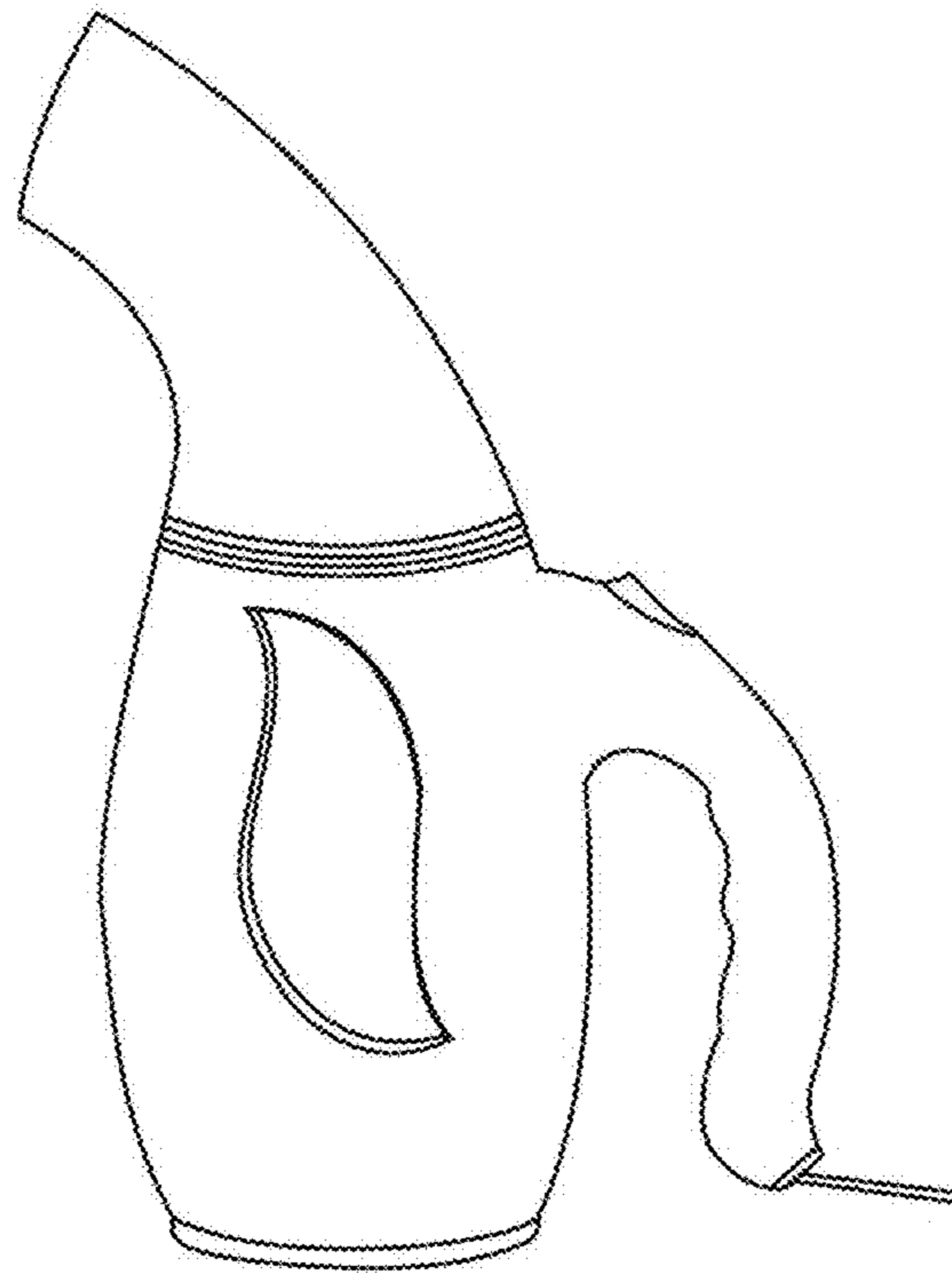


FIG. 4

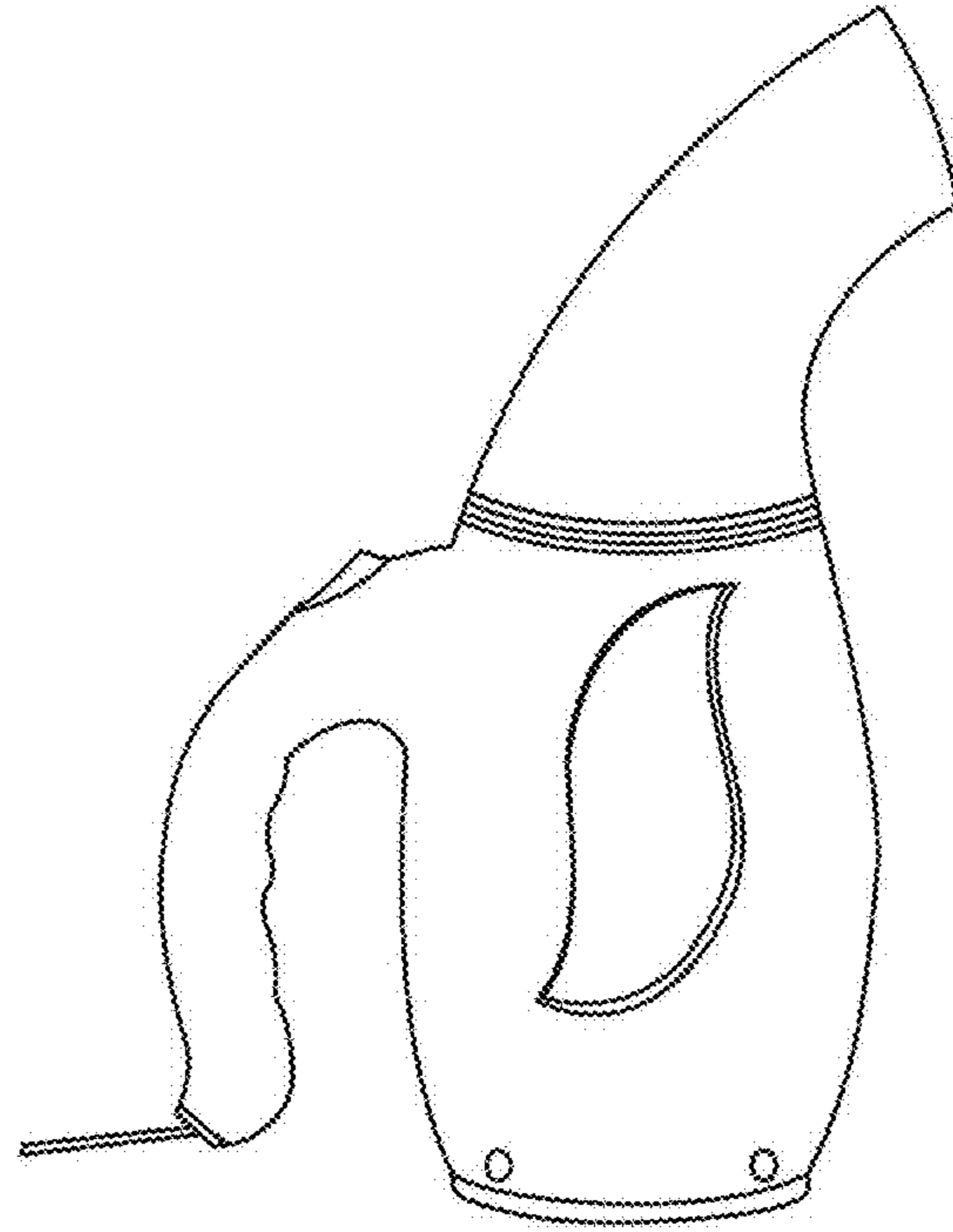


FIG. 5

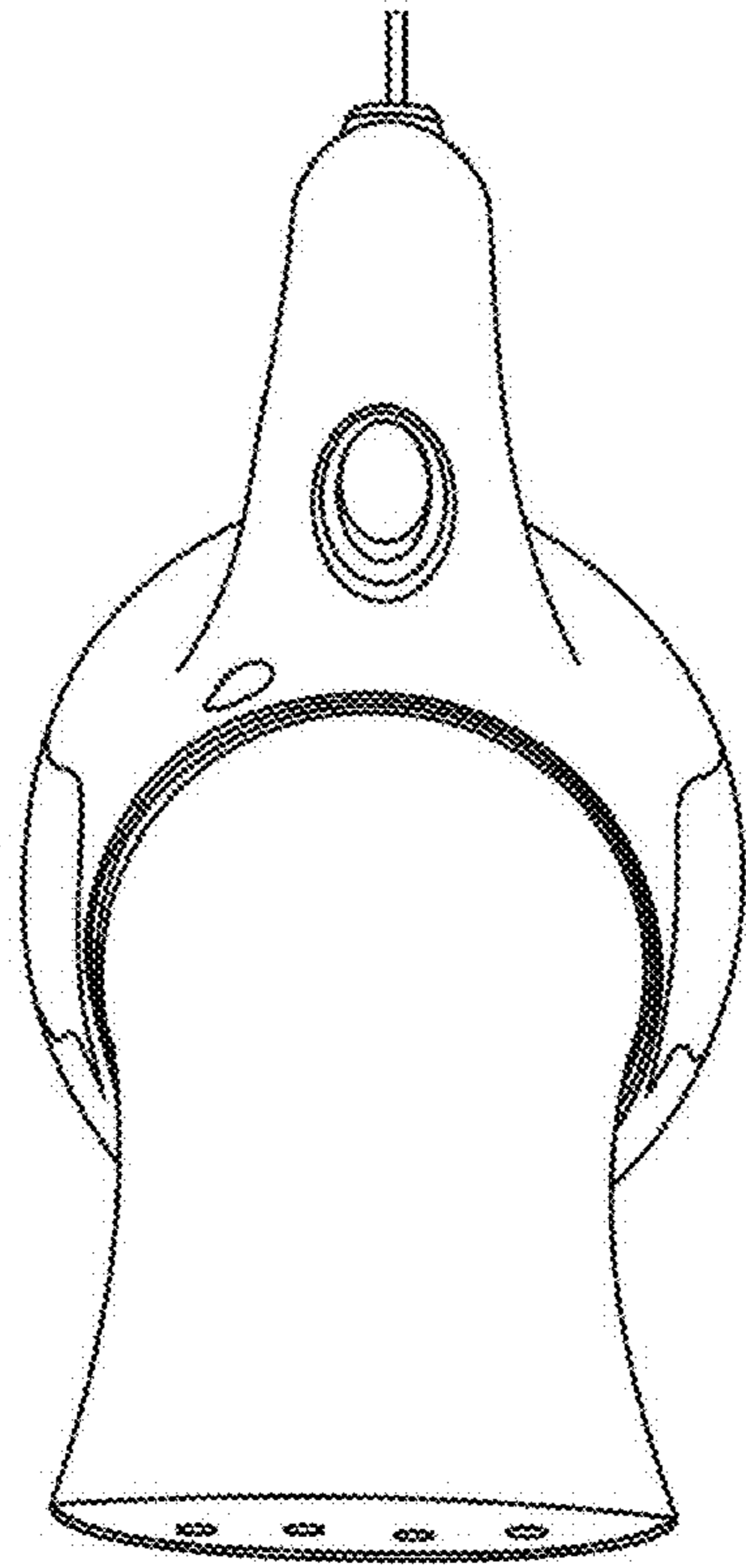


FIG. 6

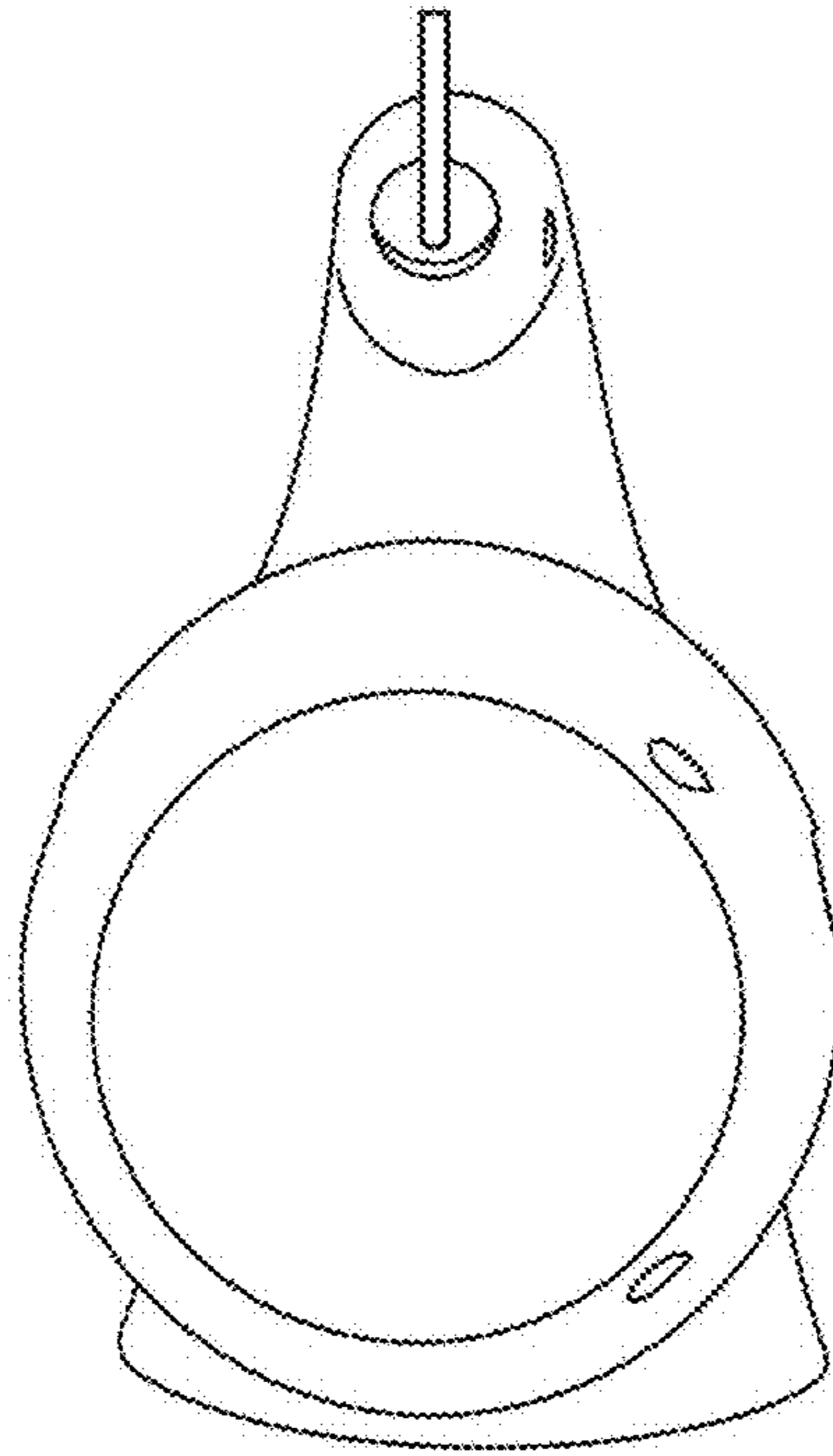


FIG. 7