



US00D936902S

(12) **United States Design Patent** (10) **Patent No.:** **US D936,902 S**
Tsai (45) **Date of Patent:** **** Nov. 23, 2021**

(54) **MAKEUP REMOVER CLOTH**
(71) Applicant: **Chloe Tsai**, Torrance, CA (US)
(72) Inventor: **Chloe Tsai**, Torrance, CA (US)
(**) Term: **15 Years**
(21) Appl. No.: **29/736,173**
(22) Filed: **May 28, 2020**
(51) **LOC (13) Cl.** **28-03**
(52) **U.S. Cl.**
USPC **D28/63**; D6/608
(58) **Field of Classification Search**
USPC D2/622, 860; D28/63, 7; D29/113, 118,
D29/119; D32/40; D6/608
CPC A46B 5/04; A47L 13/16
See application file for complete search history.

(56) **References Cited**

U.S. PATENT DOCUMENTS

2,499,601 A * 3/1950 Merkin A47G 19/20
2/20
D233,114 S * 10/1974 Noyes D29/119
D310,148 S * 8/1990 Cleary D6/600
5,000,204 A * 3/1991 Smith G02C 13/006
134/6
D322,709 S * 12/1991 Keola D2/728
D325,489 S * 4/1992 Pratt D6/608
D336,549 S * 6/1993 Stabile D24/124
D384,854 S * 10/1997 Olender D6/608
5,687,445 A * 11/1997 Hocking G02C 13/006
15/104.93
D388,553 S * 12/1997 Sapin D29/119
D425,261 S * 5/2000 Basile D29/118
6,073,283 A * 6/2000 Zheng A47G 9/062
5/417
D431,746 S * 10/2000 Pennington D6/608
D433,590 S * 11/2000 Johnson D6/608
D476,693 S * 7/2003 Yuran D20/22

D571,856 S * 6/2008 Hammad D14/436
D596,439 S * 7/2009 Hall D6/596
D620,741 S * 8/2010 Pride-Darrington D6/608
D651,786 S * 1/2012 Hessler D2/860
D706,499 S * 6/2014 Shin D30/158
D713,176 S * 9/2014 Shiheiber D6/608
D726,379 S * 4/2015 Steidle D29/119
D734,562 S * 7/2015 Steidle D29/119
D776,365 S * 1/2017 Viancin D29/119
9,609,983 B2 * 4/2017 McCarthy D04B 21/02
D818,203 S * 5/2018 de Martrin-Donos D29/119
D856,030 S * 8/2019 Bogardus D6/603
D896,447 S * 9/2020 Castriota D29/118
D901,213 S * 11/2020 Zhao D6/608
D902,810 S * 11/2020 Lee D12/177
D911,752 S * 3/2021 Grant D6/608

(Continued)

Primary Examiner — Jennifer L Rempfer

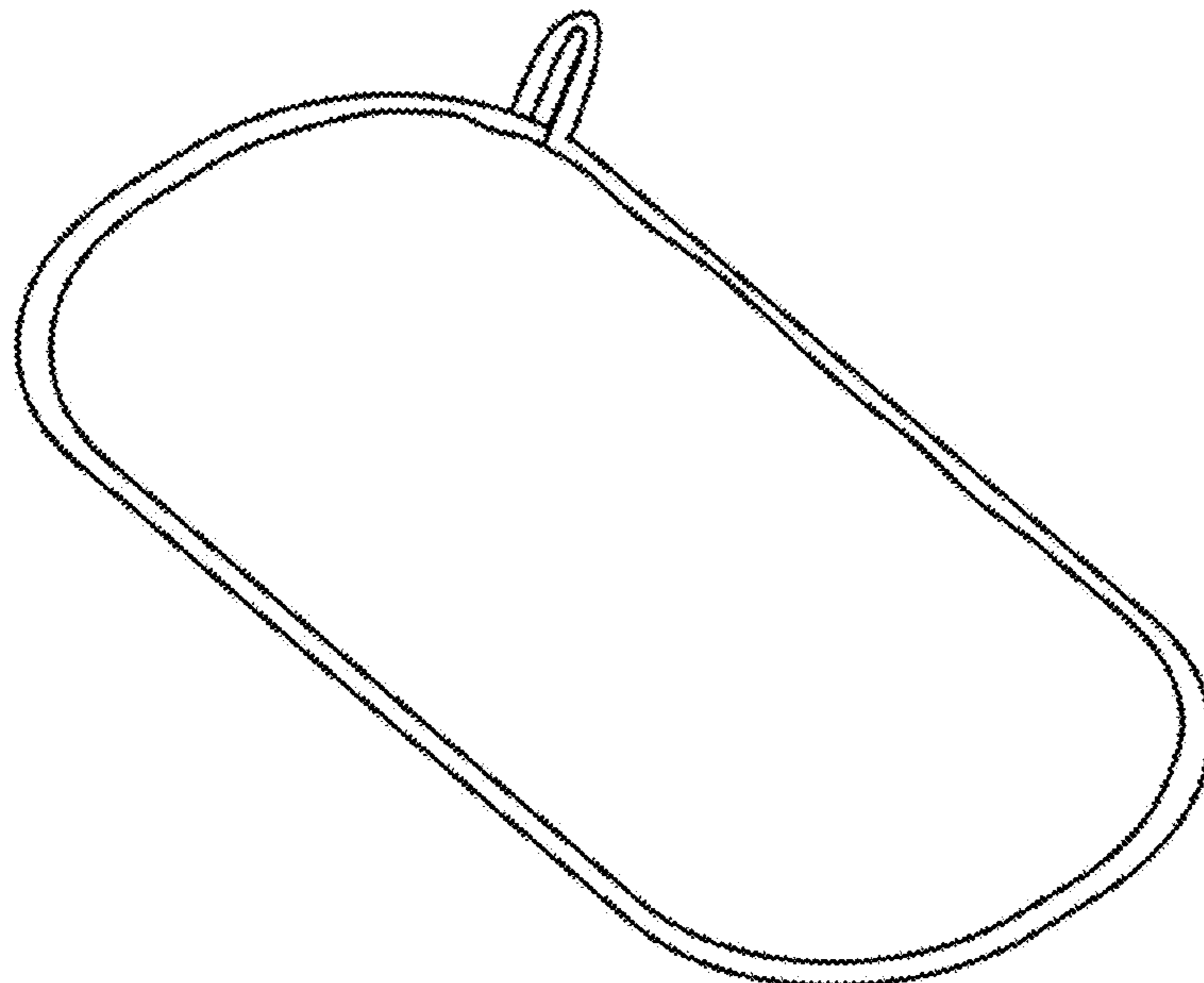
(57) **CLAIM**

The ornamental design for a makeup remover cloth, as shown and described.

DESCRIPTION

FIG. 1 is a perspective view of a makeup remover cloth; FIG. 2 is another perspective view of the makeup remover cloth shown in FIG. 1; FIG. 3 is a front view of the makeup remover cloth shown in FIG. 1; FIG. 4 is a rear view of the makeup remover cloth shown in FIG. 1; FIG. 5 is a first side view of the makeup remover cloth shown in FIG. 1; FIG. 6 is a second side view of the makeup remover cloth shown in FIG. 1; FIG. 7 is a top view of the makeup remover cloth shown in FIG. 1; and, FIG. 8 is a bottom view of the makeup remover cloth shown in FIG. 1.

1 Claim, 8 Drawing Sheets



(56)

References Cited

U.S. PATENT DOCUMENTS

2009/0094722 A1* 4/2009 Alden A41D 19/01529
2/20

* cited by examiner

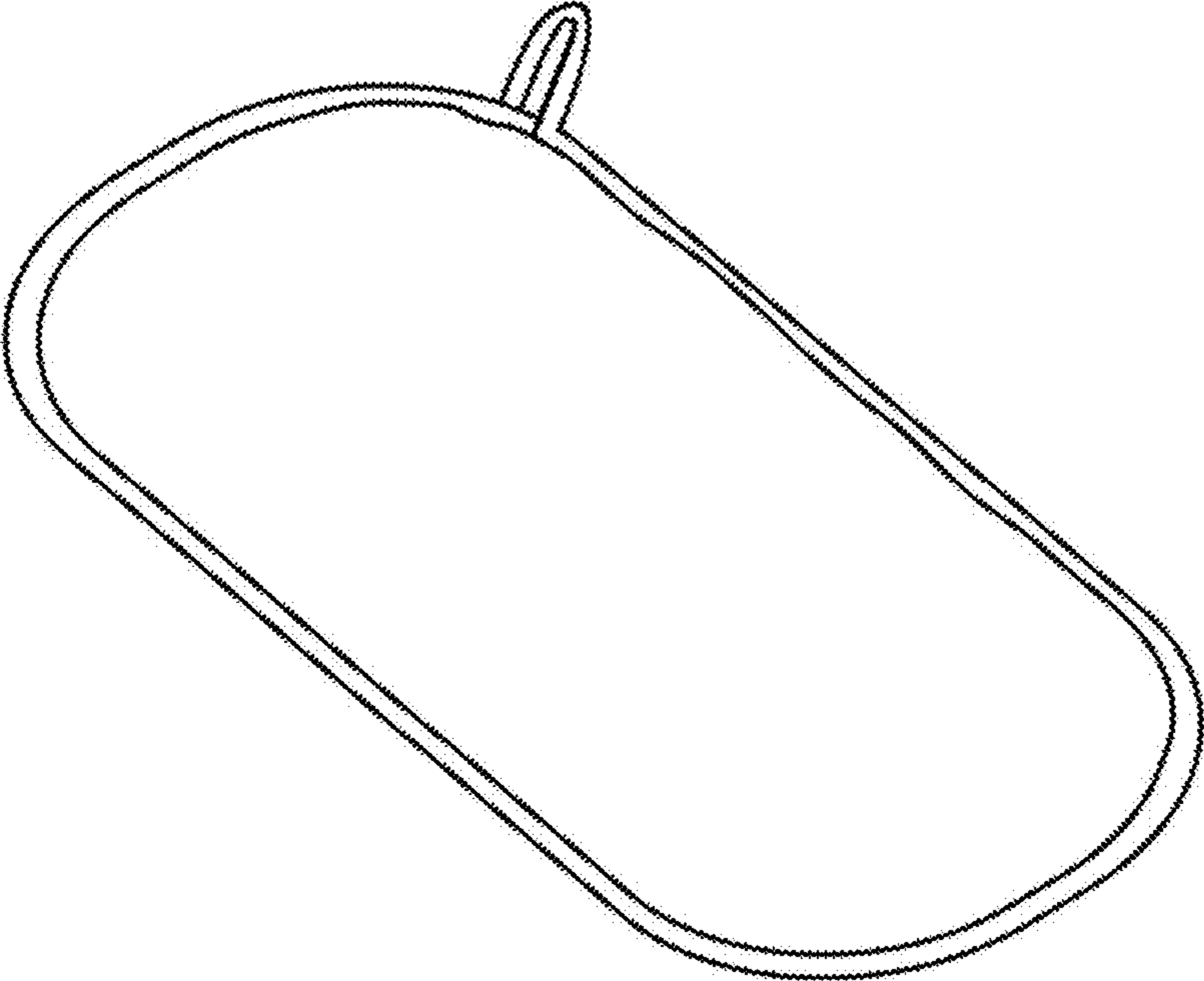


Fig. 1

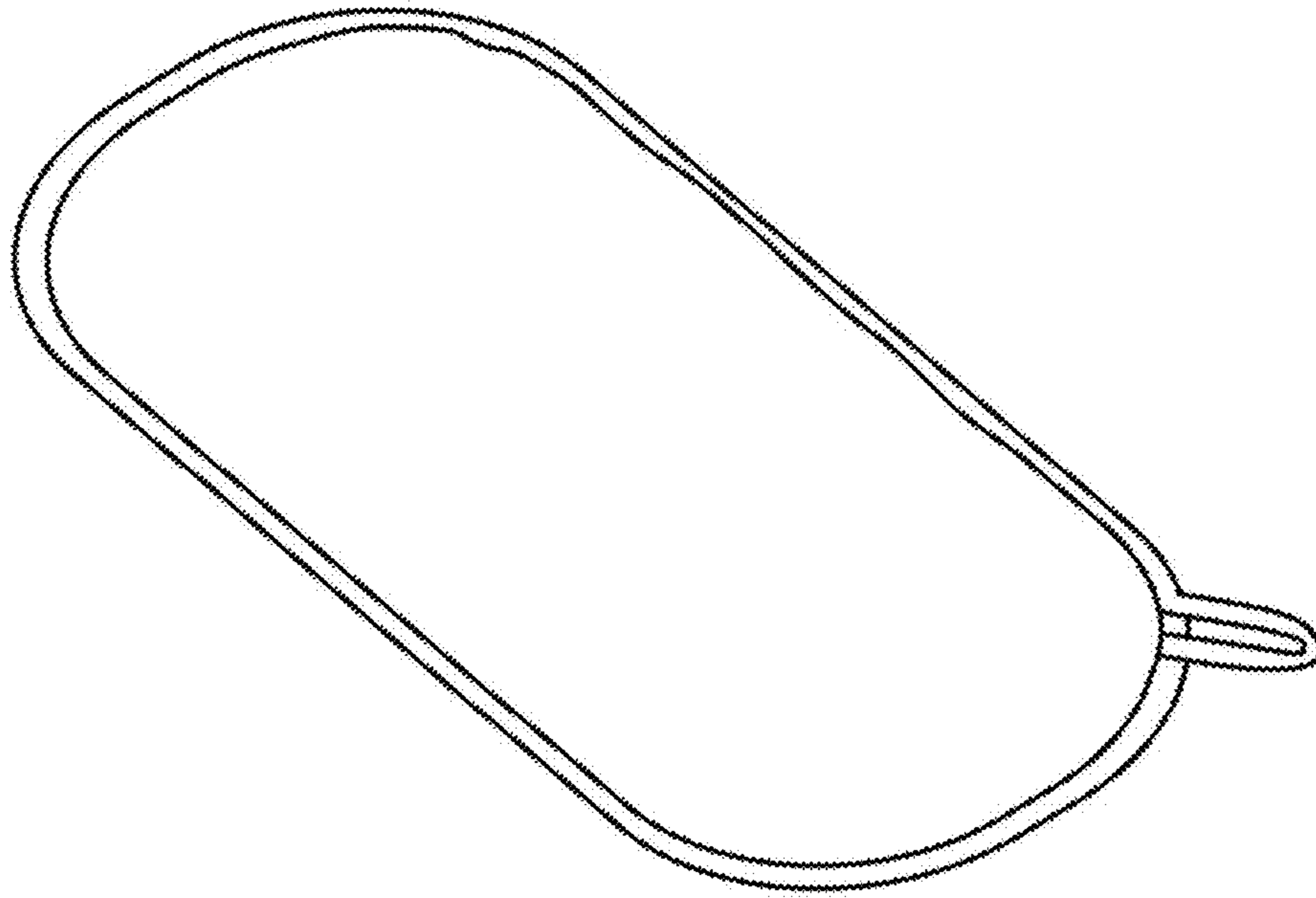


Fig. 2




Fig. 3




Fig. 4




Fig. 5



Fig. 6




Fig. 7




Fig. 8