



US00D936879S

(12) **United States Design Patent** (10) **Patent No.:** **US D936,879 S**
Buckley et al. (45) **Date of Patent:** **** Nov. 23, 2021**

(54) **LANTERN**
(71) Applicant: **The Coleman Company, Inc.**, Wichita, KS (US)
(72) Inventors: **Jill Buckley**, Mattawan, MI (US); **Josh Hansen**, Mattawan, MI (US); **Adam A. Luedke**, Kalamazoo, MI (US)

D794,235 S * 8/2017 Green D26/40
D814,084 S * 3/2018 James D26/41
D832,480 S * 10/2018 Qiu D26/41
D849,295 S * 5/2019 Sun D26/40
D850,682 S * 6/2019 DeBrunner D26/40
2015/0009660 A1* 1/2015 Lee F21L 4/00
362/186

(73) Assignee: **The Coleman Company, Inc.**, Wichita, KS (US)
(**) Term: **15 Years**

OTHER PUBLICATIONS

Amazon.com_ Coleman OneSource https://www.amazon.com/Coleman-Rechargeable-Lantern-OneSource-Lithium/dp/B082QLWW62/ref=asc_df_B082QLWW62/?tag=&linkCode=df0&hvadid=416958783560&hvpos=&hvnetw=g&hvrand=6715499565498719955&hvpone=&hvptwo=&hvqmt=&hvdev=c&hvdvcmld=&hvllocint=&hvllocphy=9008148&hvtarg Jan. 18, 2021 (Year: 2021).*

(21) Appl. No.: **29/687,507**
(22) Filed: **Apr. 12, 2019**
(51) **LOC (13) Cl.** **26-02**
(52) **U.S. Cl.**
USPC **D26/40**
(58) **Field of Classification Search**
USPC D26/37-51, 63
CPC F21L 2003/00; F21L 4/00; F21L 4/005;
F21L 4/02; F21L 4/025; F21L 4/027;
F21L 4/04; F21L 4/08; F21L 2005/00;
F21L 7/00; F21L 11/00; F21L 13/00;
F21L 13/04; F21L 13/08; F21L 14/02;
F21L 17/00; F21L 19/00; F21L 25/00;
H05B 3/342; A47C 7/748; A47C 4/00
See application file for complete search history.

* cited by examiner

Primary Examiner — Leanne Was-Englehart
(74) *Attorney, Agent, or Firm* — Husch Blackwell LLP

(56) **References Cited**

U.S. PATENT DOCUMENTS

D422,105 S * 3/2000 Poon D26/50
D535,419 S * 1/2007 Shiu D26/40
D537,967 S * 3/2007 Lo D26/40
D608,036 S * 1/2010 Lee D26/40
D617,480 S * 6/2010 DeBrunner D26/40
D787,104 S * 5/2017 Wu D26/41

(57) **CLAIM**
We claim the ornamental design for a lantern, as shown and described.

DESCRIPTION

FIG. 1 is a perspective view of a lantern according to our new design;
FIG. 2 is a front elevation view thereof, the rear elevation view being identical thereto;
FIG. 3 is a top plan view thereof;
FIG. 4 is a cross-sectional view taken along line 4-4 in FIG. 2; and,
FIG. 5 is a right side elevation view thereof, with the left side elevation view being identical thereto.
The broken lines show portions of the article that form no part of the claimed design.
The globe of the lantern is shaded for transparency.

1 Claim, 4 Drawing Sheets

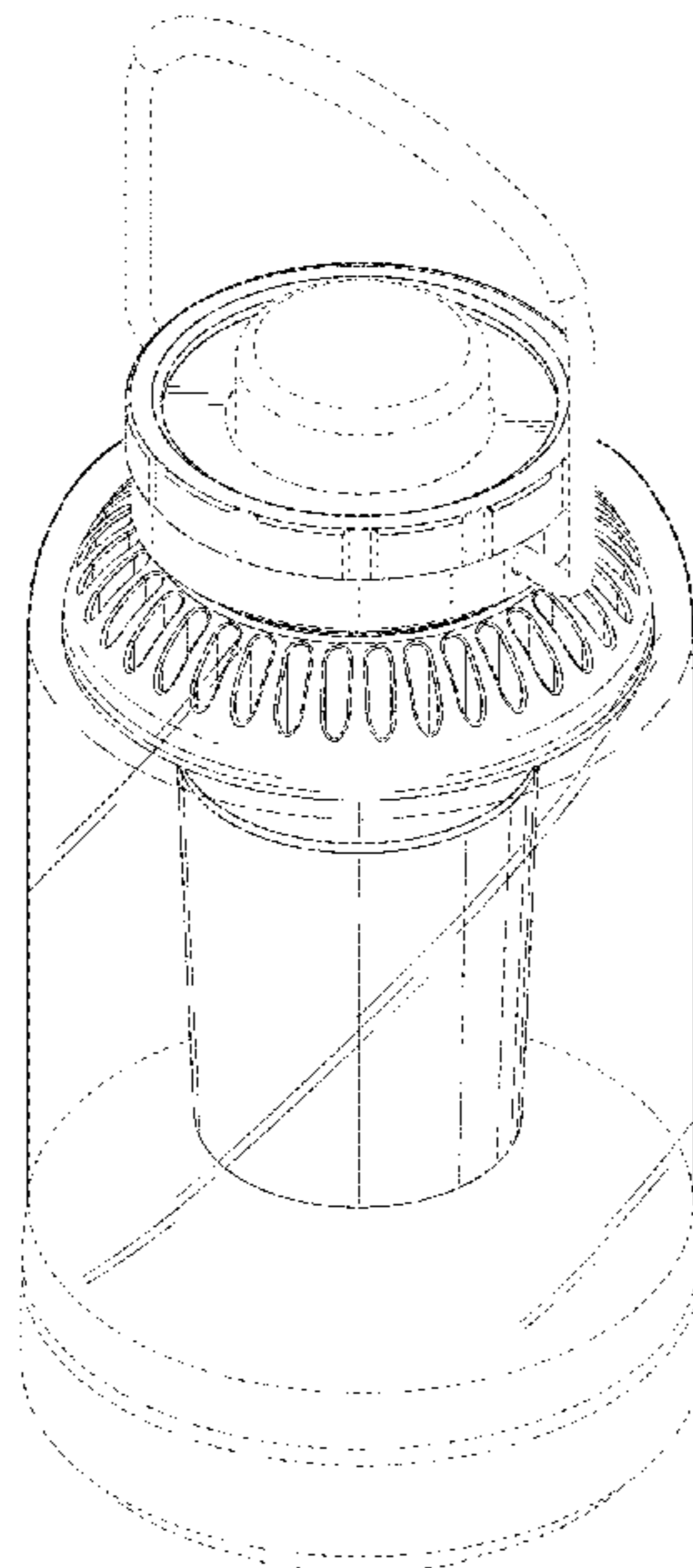


FIG. 1

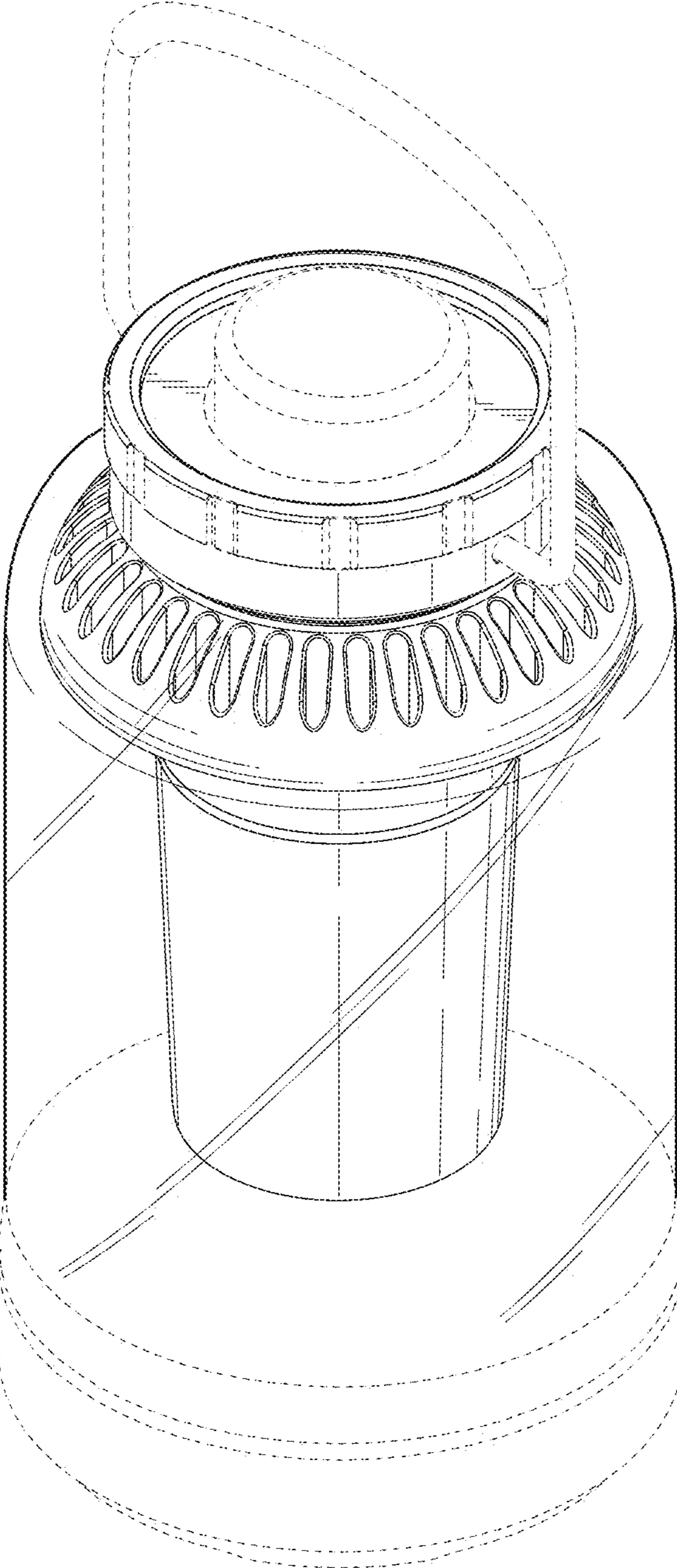


FIG. 2

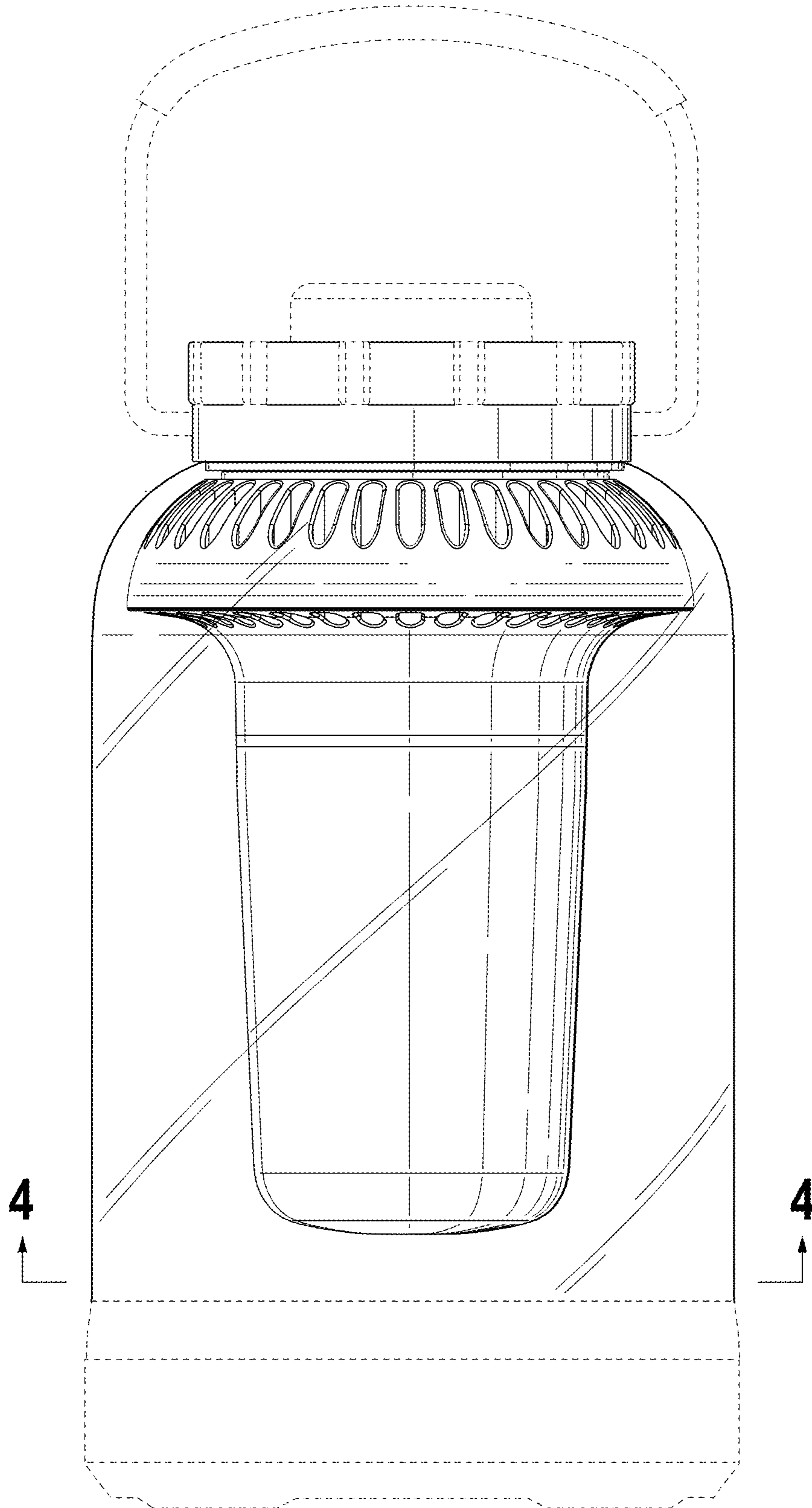


FIG. 3

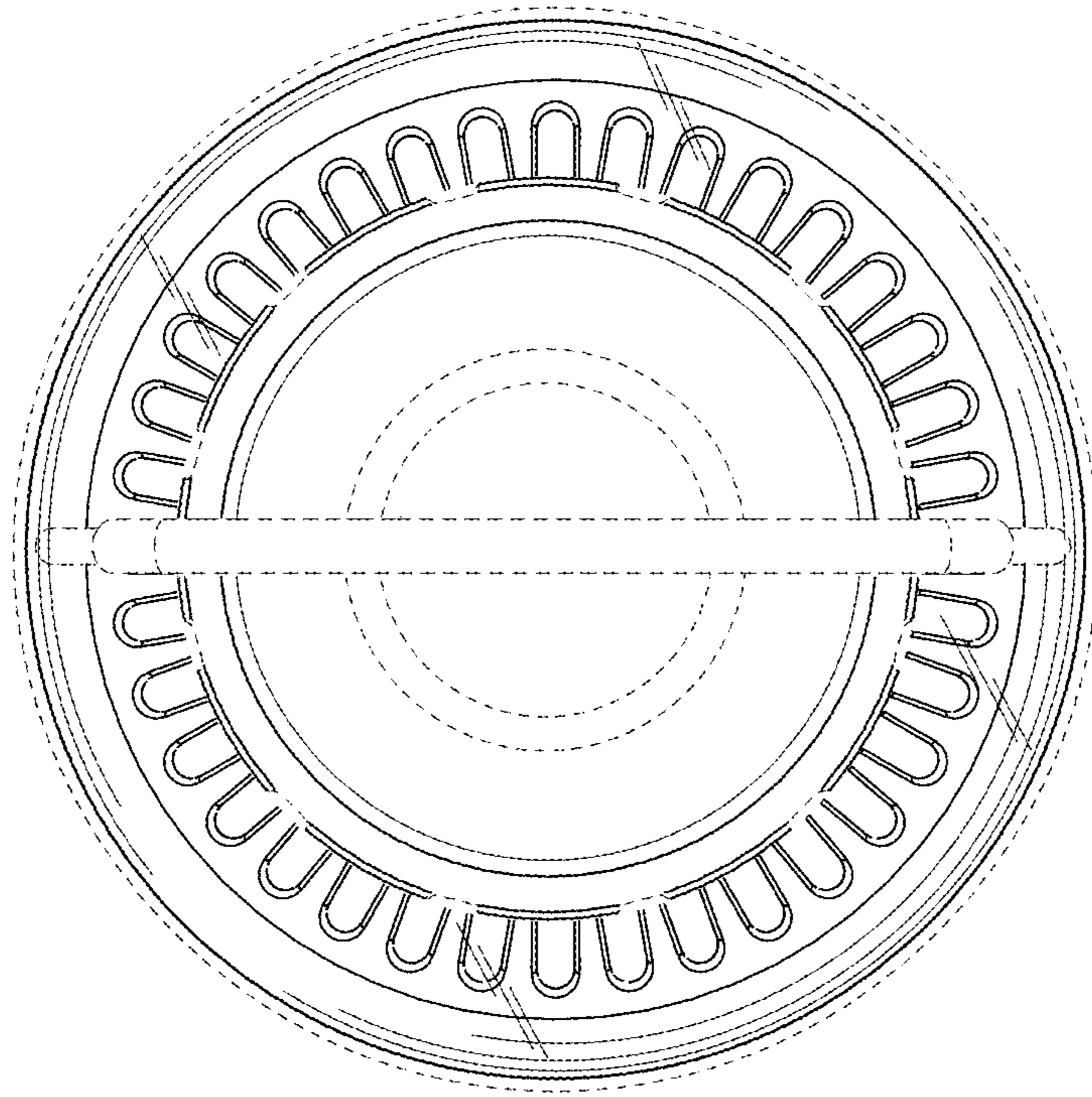


FIG. 4

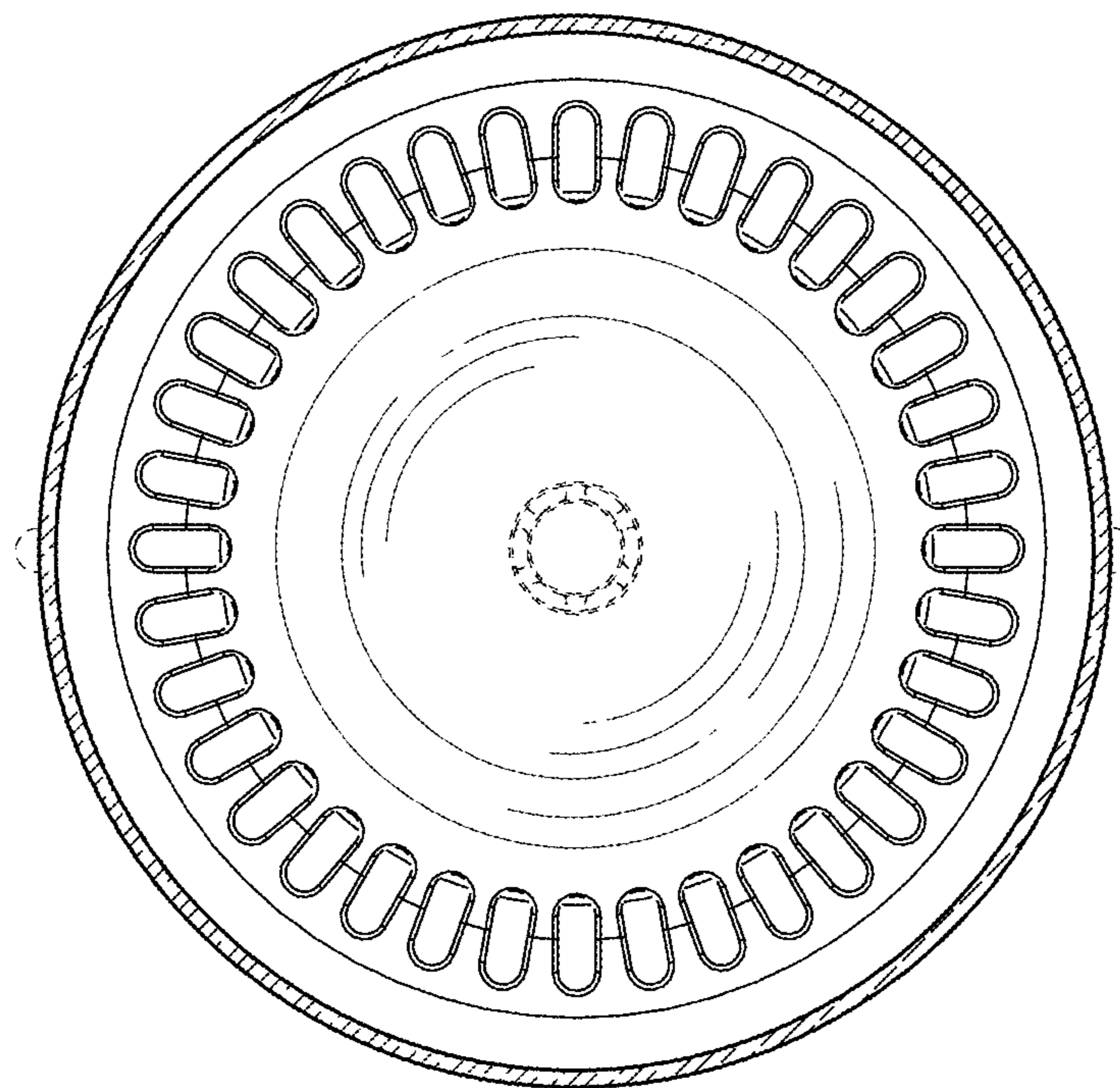


FIG. 5

