



US00D936847S

(12) **United States Design Patent** (10) **Patent No.:** **US D936,847 S**
Bulleit et al. (45) **Date of Patent:** **** Nov. 23, 2021**

(54) **CLAVICLE BRACE**
(71) Applicant: **Protect3d Inc.**, Durham, NC (US)
(72) Inventors: **Clark Bulleit**, Tampa, FL (US); **Kevin Gehsmann**, Greensboro, NC (US); **Tim Skapek**, Dallas, TX (US)
(73) Assignee: **PROTECT3D INC.**, Durham, NC (US)
(**) Term: **15 Years**
(21) Appl. No.: **29/707,563**
(22) Filed: **Sep. 29, 2019**
(51) **LOC (13) Cl.** **24-01**
(52) **U.S. Cl.**
USPC **D24/190**
(58) **Field of Classification Search**
USPC D24/112, 124–128, 132, 133, 185–193,
D24/199, 200, 206, 209, 210, 212–215;
(Continued)

(56) **References Cited**
U.S. PATENT DOCUMENTS
D569,044 S * 5/2008 Crye D29/100
D840,047 S * 2/2019 Koo D24/215
(Continued)

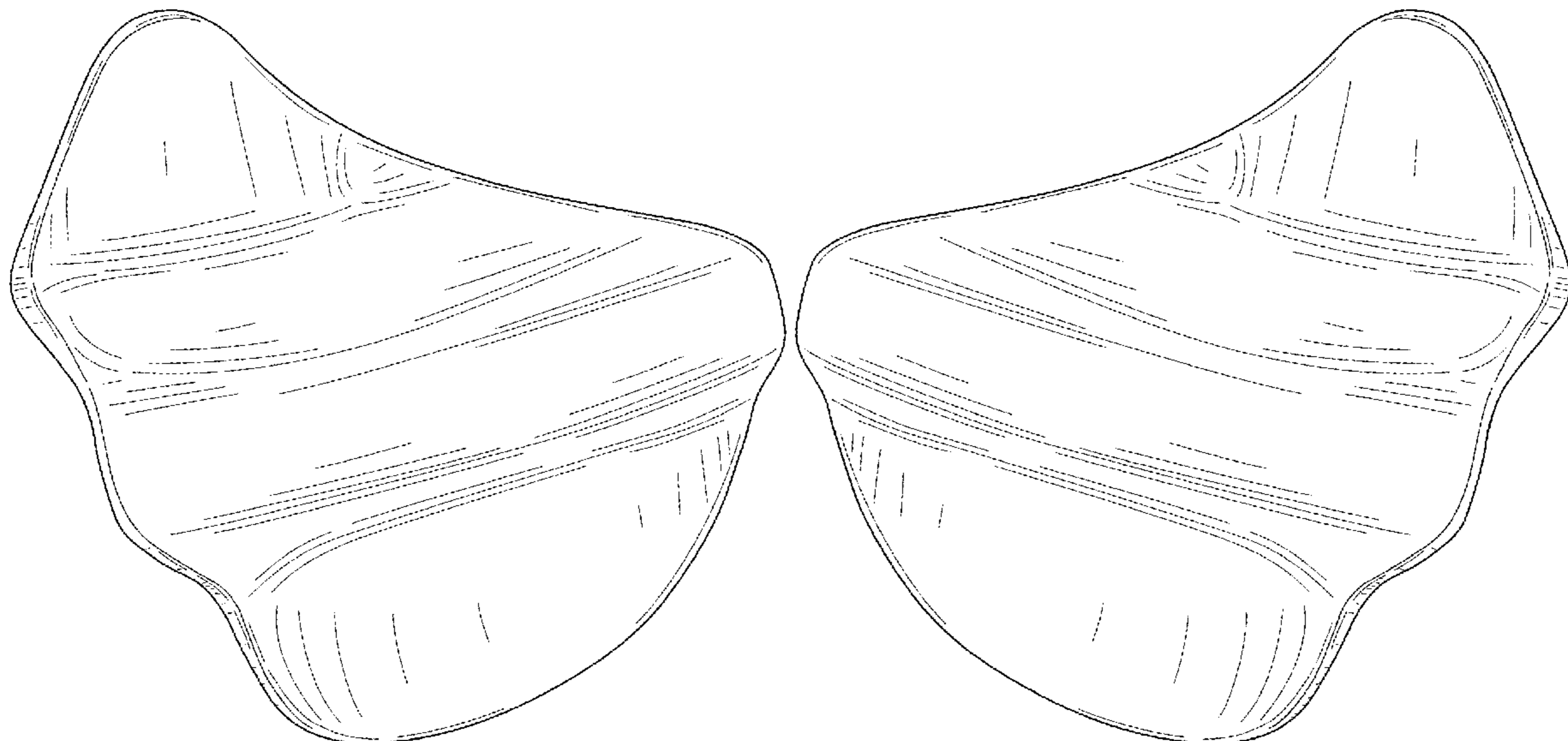
OTHER PUBLICATIONS
Wall Street Journal. How Two Duke Benchwarmers and a 3-D Printer Rescued a Top NFL Quarterback Prospect. Mar. 1, 2019. <https://www.wsj.com/articles/how-two-duke-benchwarmers-and-a-3-d-printer-rescued-a-top-nfl-quarterback-prospect-11551446283> (Year: 2019).*
(Continued)

Primary Examiner — Darcey E Gottschalk

(74) *Attorney, Agent, or Firm* — Morris, Manning & Martin, LLP; Bryan D. Stewart
(57) **CLAIM**
The ornamental design for a clavicle brace, as shown and described.

DESCRIPTION
FIG. 1 is a front perspective view of a first embodiment of our new design when not in use.
FIG. 2 is a front view of our new design shown in FIG. 1.
FIG. 3 is a rear view of our new design shown in FIG. 1.
FIG. 4 is a top view of our new design shown in FIG. 1.
FIG. 5 is a bottom view of our new design shown in FIG. 1.
FIG. 6 is a right-side view of our new design shown in FIG. 1.
FIG. 7 is a left-side view of our new design shown in FIG. 1.
FIG. 8 is a front perspective view of the first embodiment of our new design shown in FIG. 1 when in use.
FIG. 9 is a front perspective view of a second embodiment of our new design when not in use.
FIG. 10 is a front view of our new design shown in FIG. 9.
FIG. 11 is a rear view of our new design shown in FIG. 9.
FIG. 12 is a top view of our new design shown in FIG. 9.
FIG. 13 is a bottom view of our new design shown in FIG. 9.
FIG. 14 is a right-side view of our new design shown in FIG. 9.
FIG. 15 is a left-side view of our new design shown in FIG. 9; and,
FIG. 16 is a front perspective view of the second embodiment of our new design shown in FIG. 9 when in use.
The partial human figure rendered in short broken lines in FIGS. 8 and 16 illustrate environmental subject matter intended to assist in showing how the design appears when in use and forms no part of the claim.
The remaining short broken lines in the figures are for the purpose of illustrating portions of the article that form no part of the claim.

1 Claim, 12 Drawing Sheets



(58) **Field of Classification Search**

USPC D29/100, 108, 120.1, 121.1, 121.2;
D30/146

CPC A41D 13/0512; A61F 5/10; A61F 13/066;
A61F 13/143; A63B 71/12

See application file for complete search history.

(56) **References Cited**

U.S. PATENT DOCUMENTS

D858,788 S * 9/2019 Giddings A61H 7/007
D24/215
D861,185 S * 9/2019 Pihlavamaki D24/214
D863,577 S * 10/2019 Chobuathong D24/208
D868,279 S * 11/2019 Chiu D24/214
D876,640 S * 2/2020 King D24/189
D882,808 S * 4/2020 Miller D24/215
D904,638 S * 12/2020 Shiota D24/215
D908,905 S * 1/2021 Braden D24/215
D908,906 S * 1/2021 Braden D24/215
D908,910 S * 1/2021 Lampert D24/215

OTHER PUBLICATIONS

NFL. NFL 2020 1st and Future Winner, Protect3d, using 3D scanning and printing to help improve injury recovery. Dec. 14, 2020. <https://www.nfl.com/playerhealthandsafety/equipment-and-innovation/1st-and-future/nfl-2020-1st-and-future-winner-protect3d-using-3d-scanning-and-printing-to-help-> (Year: 2020).*

* cited by examiner

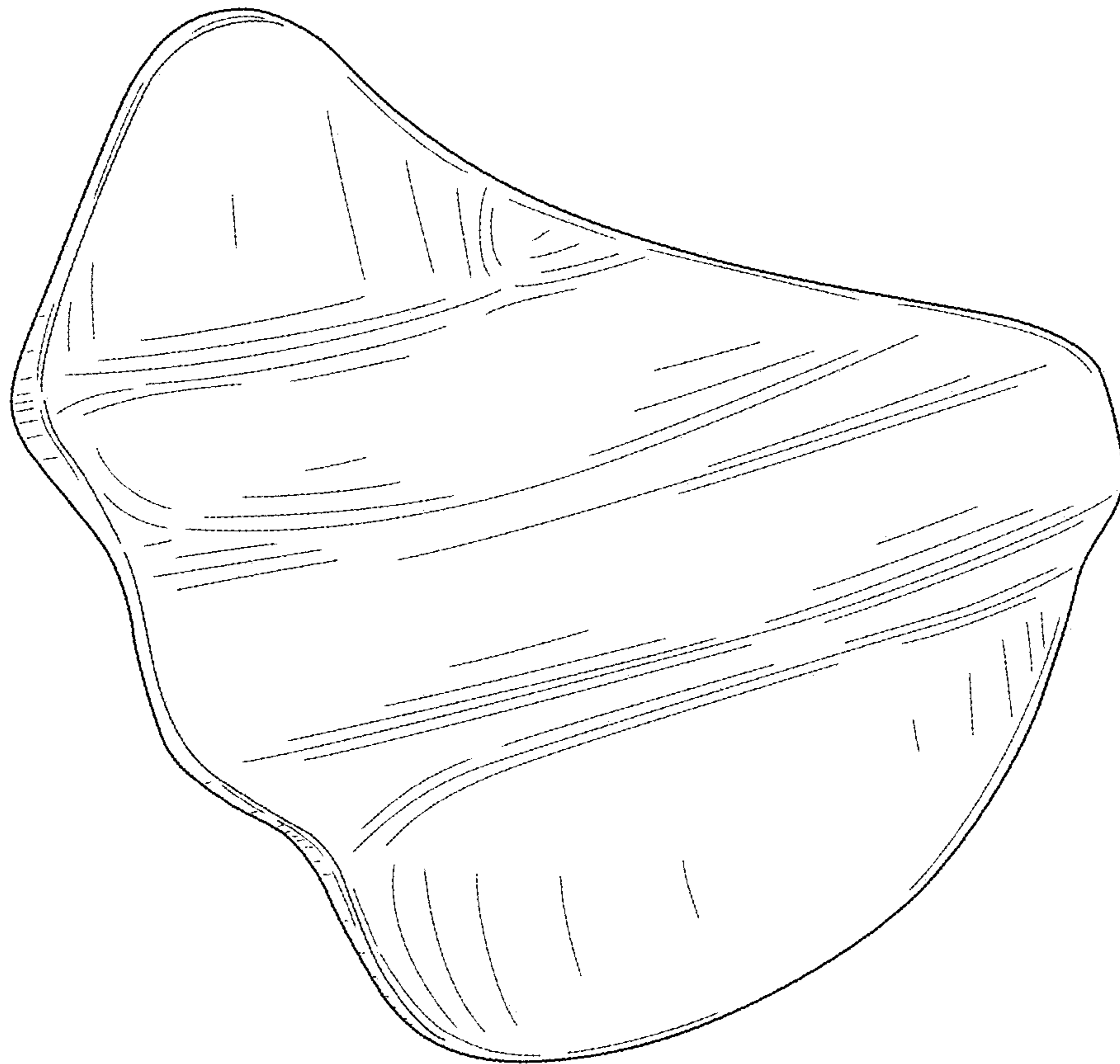


FIG. 1

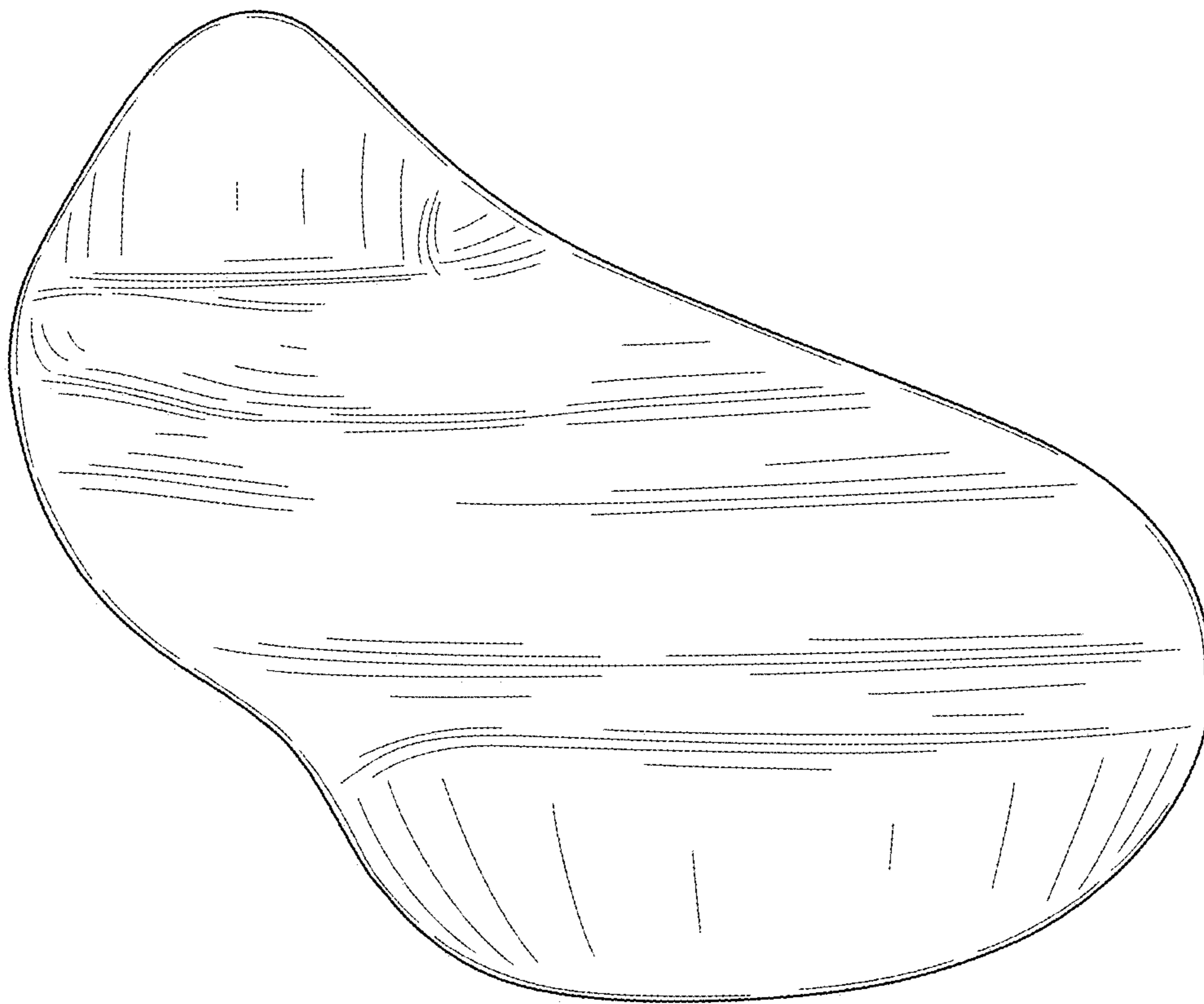


FIG. 2

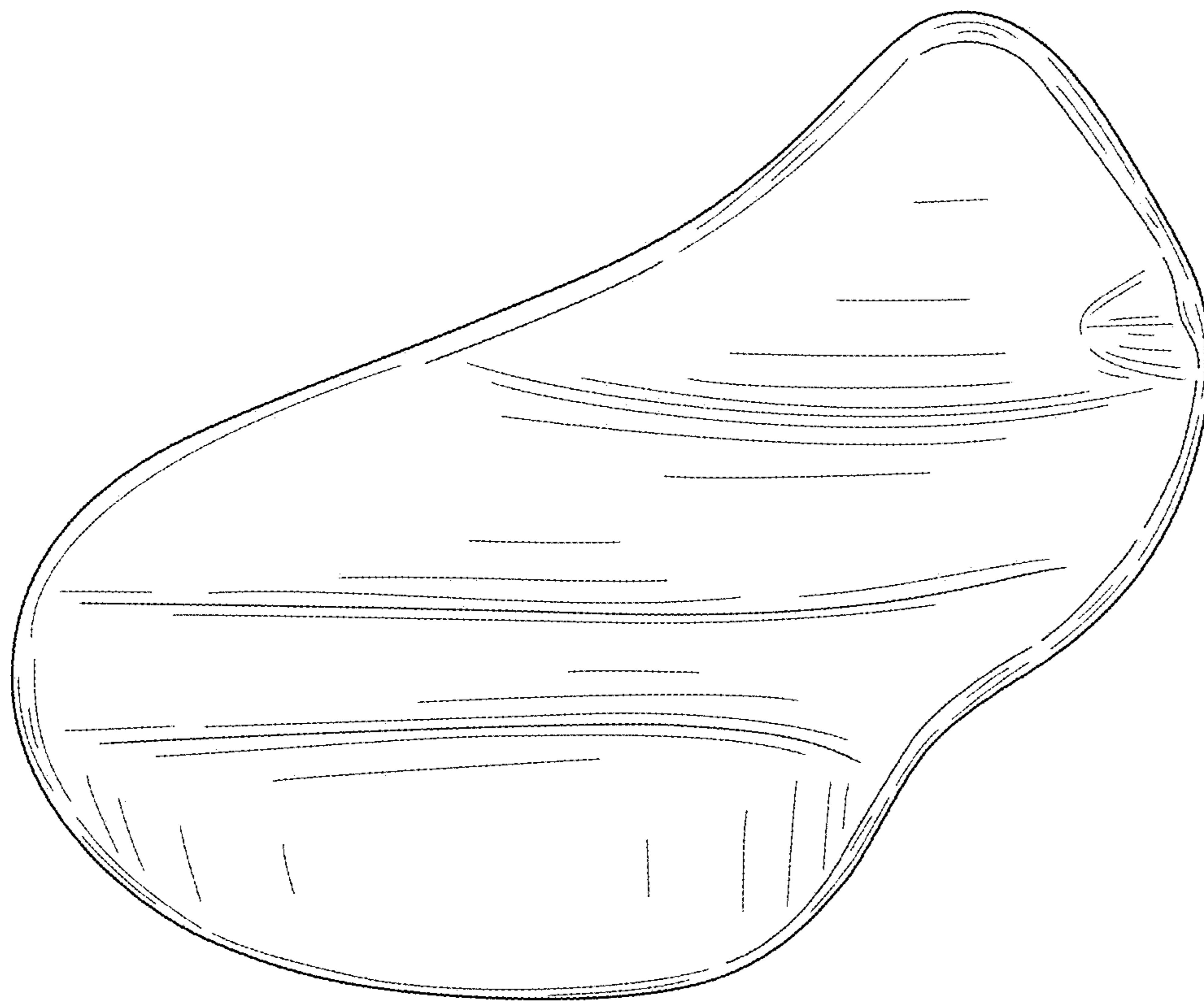


FIG. 3

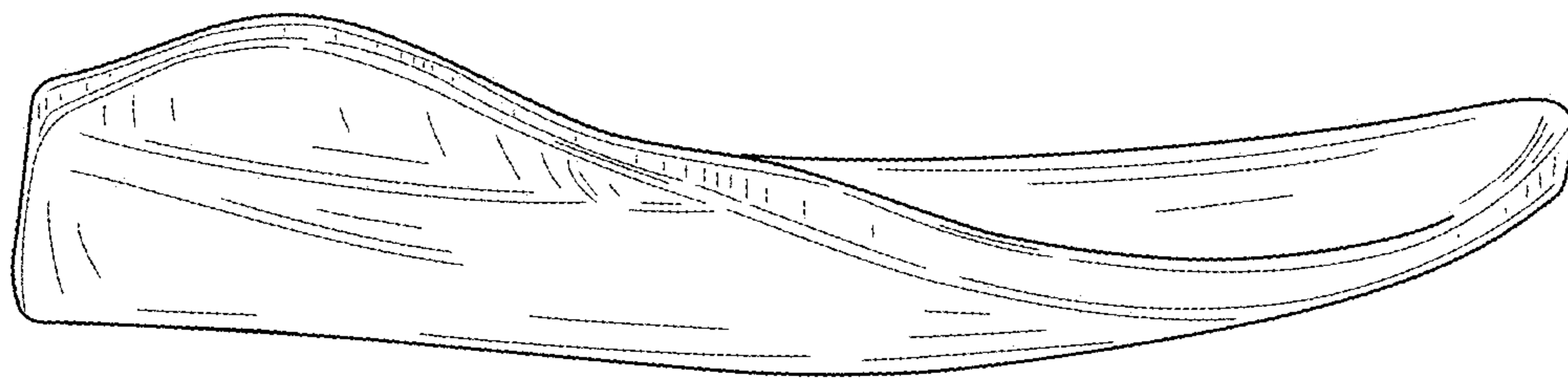


FIG. 4




FIG. 5

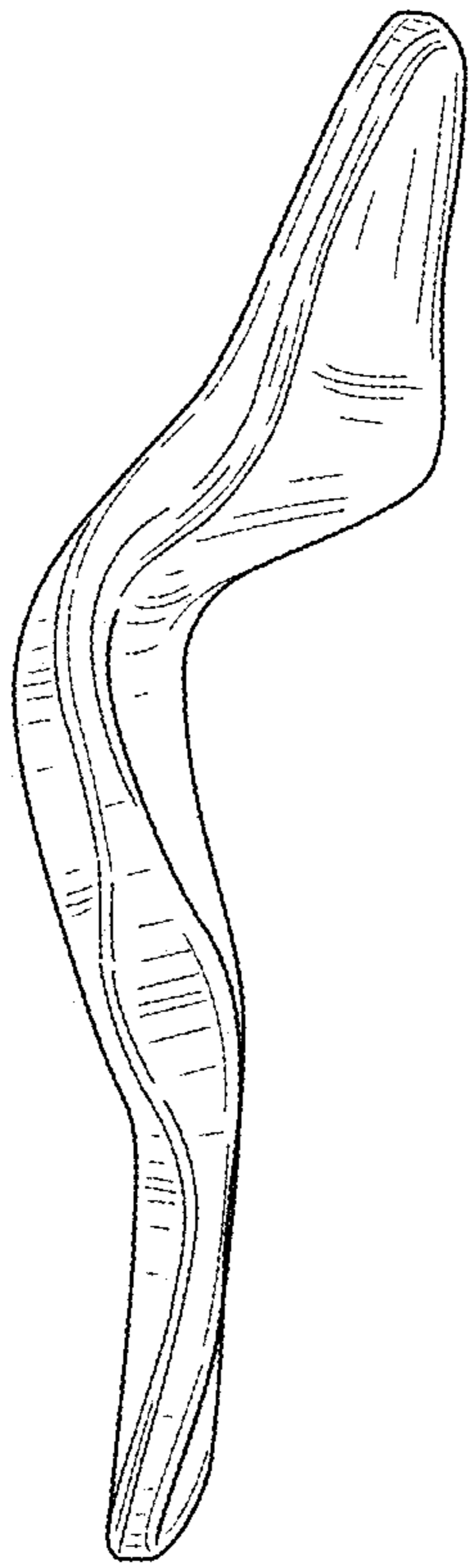


FIG. 6

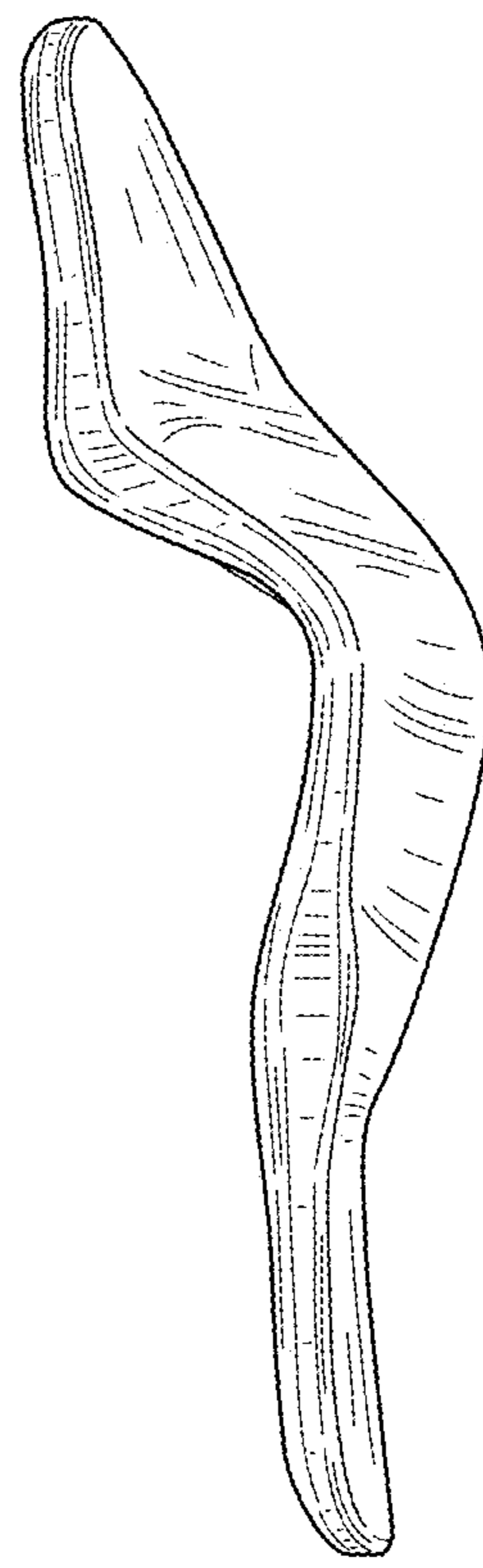


FIG. 7



FIG. 8

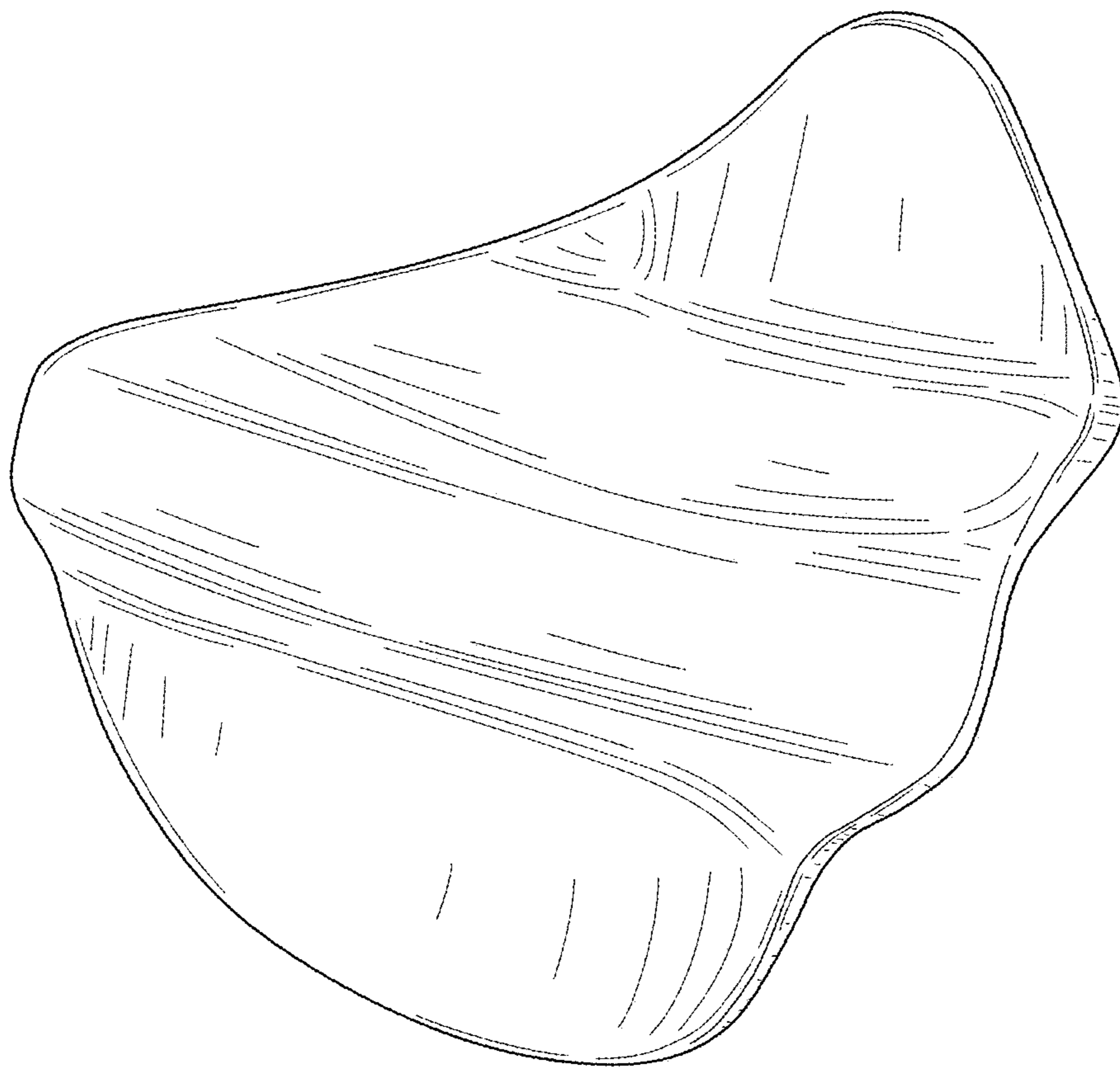


FIG. 9

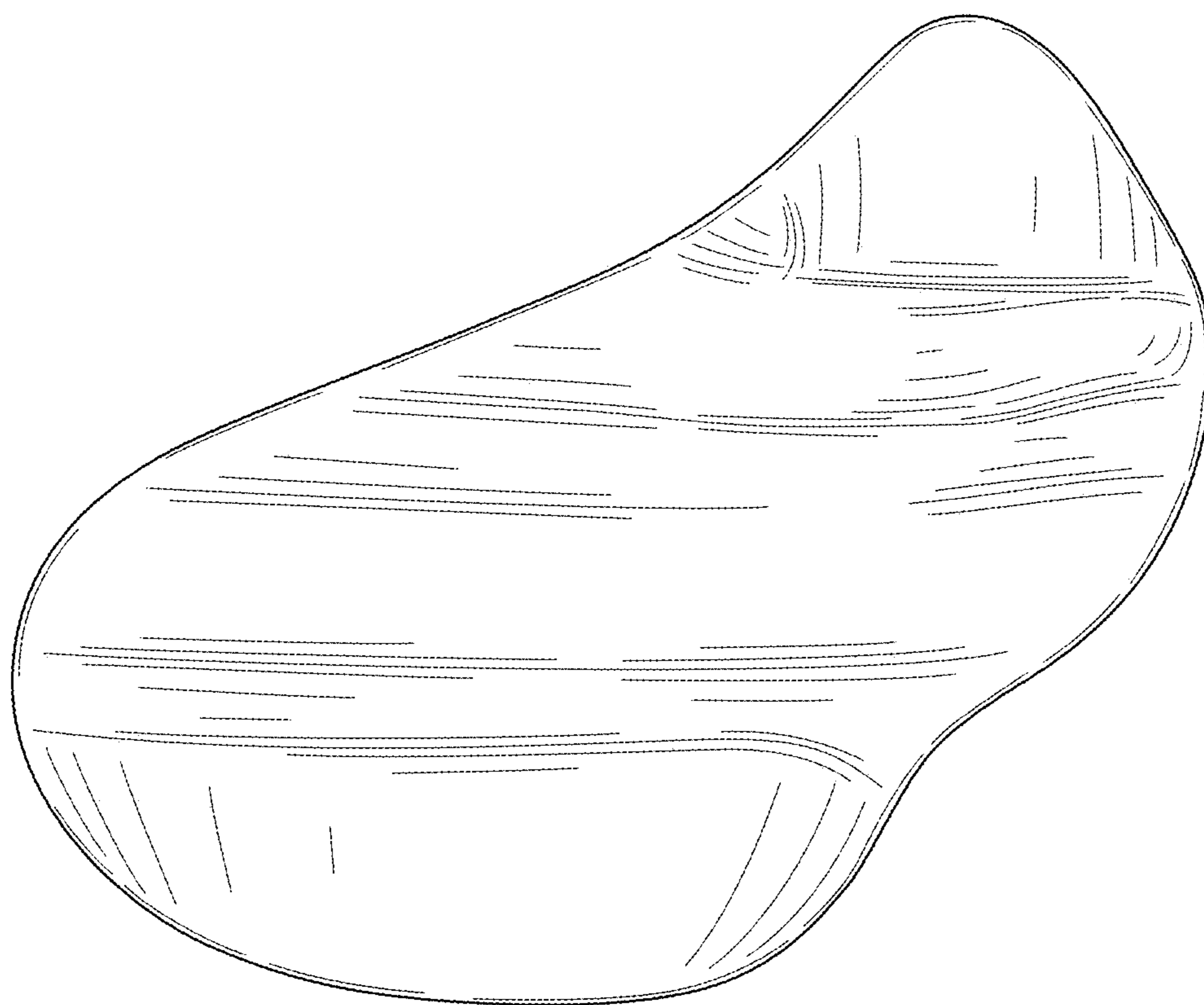


FIG. 10




FIG. 11

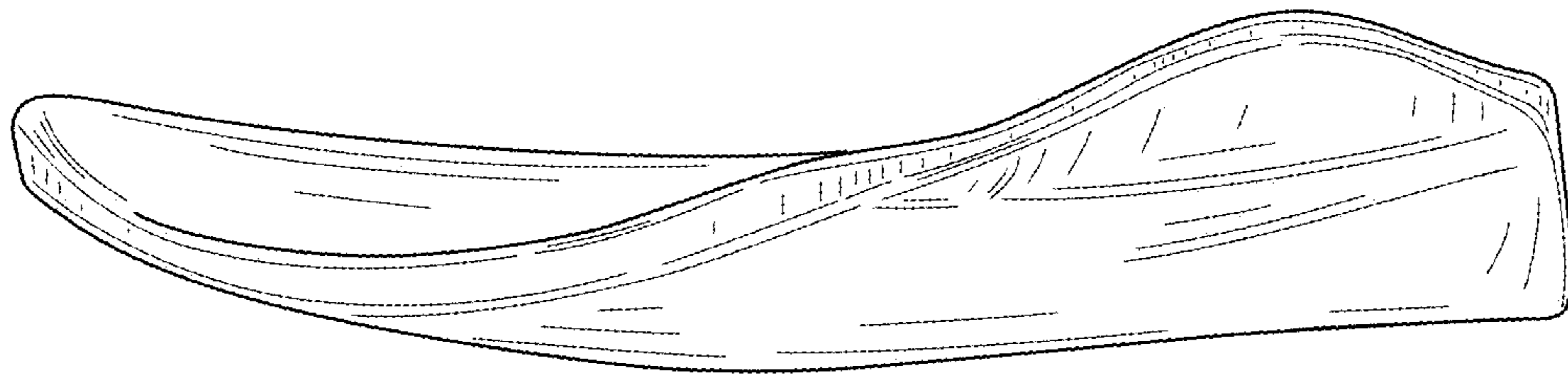


FIG. 12




FIG. 13

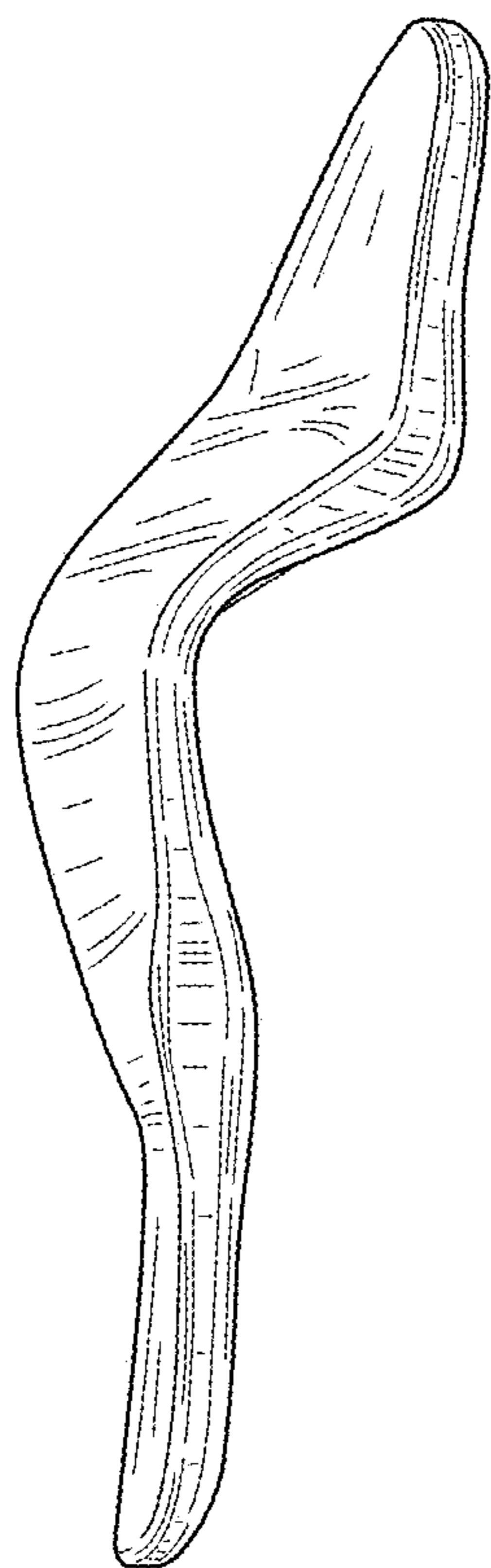


FIG. 14

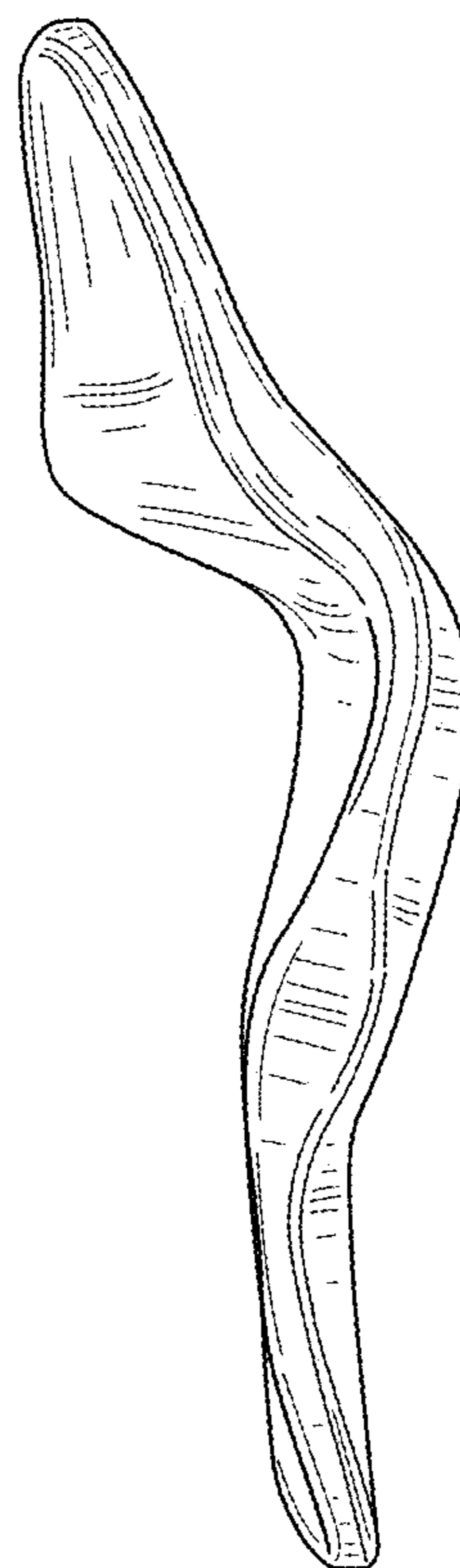


FIG. 15



FIG. 16