



US00D936808S

(12) **United States Design Patent** (10) **Patent No.:** **US D936,808 S**
Booth-Dawson (45) **Date of Patent:** **** Nov. 23, 2021**

(54) **PURIFIER**
(71) Applicant: **Blueair AB**, Stockholm (SE)
(72) Inventor: **Bryce Joshua Booth-Dawson**,
Stockholm (SE)
(73) Assignee: **Blueair AB**, Stockholm (SE)
(**) Term: **15 Years**

D861,148 S * 9/2019 Sheng D23/364
D877,875 S * 3/2020 Shin D23/364
D891,598 S * 7/2020 Hernandez D23/364
D895,093 S * 9/2020 Nakamura D23/364
D898,887 S * 10/2020 Xiao D23/356
D918,368 S * 5/2021 Wheeler D23/364
D922,518 S * 6/2021 Moreau D23/207
2014/0224127 A1 * 8/2014 Nagata B01D 46/0036
96/134
2015/0290572 A1 * 10/2015 Stoner, Jr. B01D 46/4254
96/417

(21) Appl. No.: **29/716,857**

(22) Filed: **Dec. 12, 2019**

(30) **Foreign Application Priority Data**

Jun. 12, 2019 (EM) 006570891-0001
Jun. 12, 2019 (EM) 006570958-0001
Jun. 12, 2019 (EM) 006576328-0001

(51) **LOC (13) Cl.** **23-04**

(52) **U.S. Cl.**
USPC **D23/364**

(58) **Field of Classification Search**
USPC D23/209, 355, 356, 358, 359, 360, 364,
D23/365, 366, 367; D99/5; D24/217;
D32/1
CPC . A61L 9/03; A61L 9/012; A61L 9/015; A61L
9/037; F41J 1/01
See application file for complete search history.

(56) **References Cited**

U.S. PATENT DOCUMENTS

D677,774 S * 3/2013 Postma D23/360
D731,633 S * 6/2015 Farone D23/364
D735,843 S * 8/2015 Sunwoo D23/333
D739,512 S * 9/2015 Stoner, Jr. D23/355
D815,962 S * 4/2018 Sobczyk D10/52
D824,500 S * 7/2018 Shapiro D23/335
D832,988 S * 11/2018 Stoner, Jr. D23/355
D840,500 S * 2/2019 Moreau D23/207
D844,126 S * 3/2019 Sheng D23/359

OTHER PUBLICATIONS

Blueair HealthProtect 7410i [Jun. 29, 2021] found online [Jun. 29, 2021]—<https://www.blueair.com/us/healthprotect-family-page.html>.*

* cited by examiner

Primary Examiner — John A Voytek
(74) *Attorney, Agent, or Firm* — Greenberg Traurig, LLP


(57) **CLAIM**

The ornamental design for a purifier, as shown and described.

DESCRIPTION

FIG. 1 is a top, front and side perspective view of a purifier showing our new design;
FIG. 2 is a front elevational view of the purifier shown in FIG. 1;
FIG. 3 is a rear elevational view of the purifier shown in FIG. 1;
FIG. 4 is a side elevational view of the purifier shown in FIG. 1;
FIG. 5 is an elevational view of another side of the purifier shown in FIG. 1;
FIG. 6 is a top plan view of the purifier shown in FIG. 1; and,
FIG. 7 is a bottom plan view of the purifier shown in FIG. 1.

1 Claim, 6 Drawing Sheets






Fig. 1

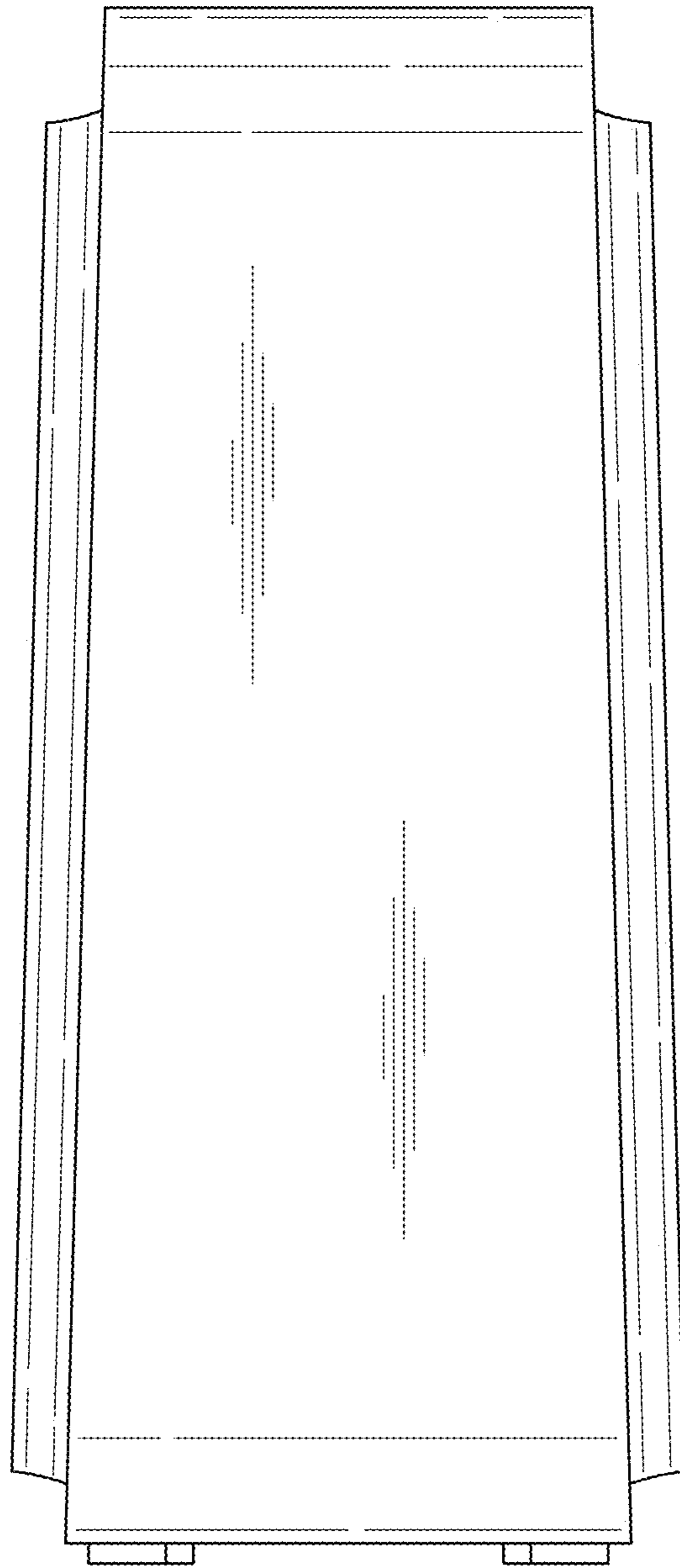


Fig. 2

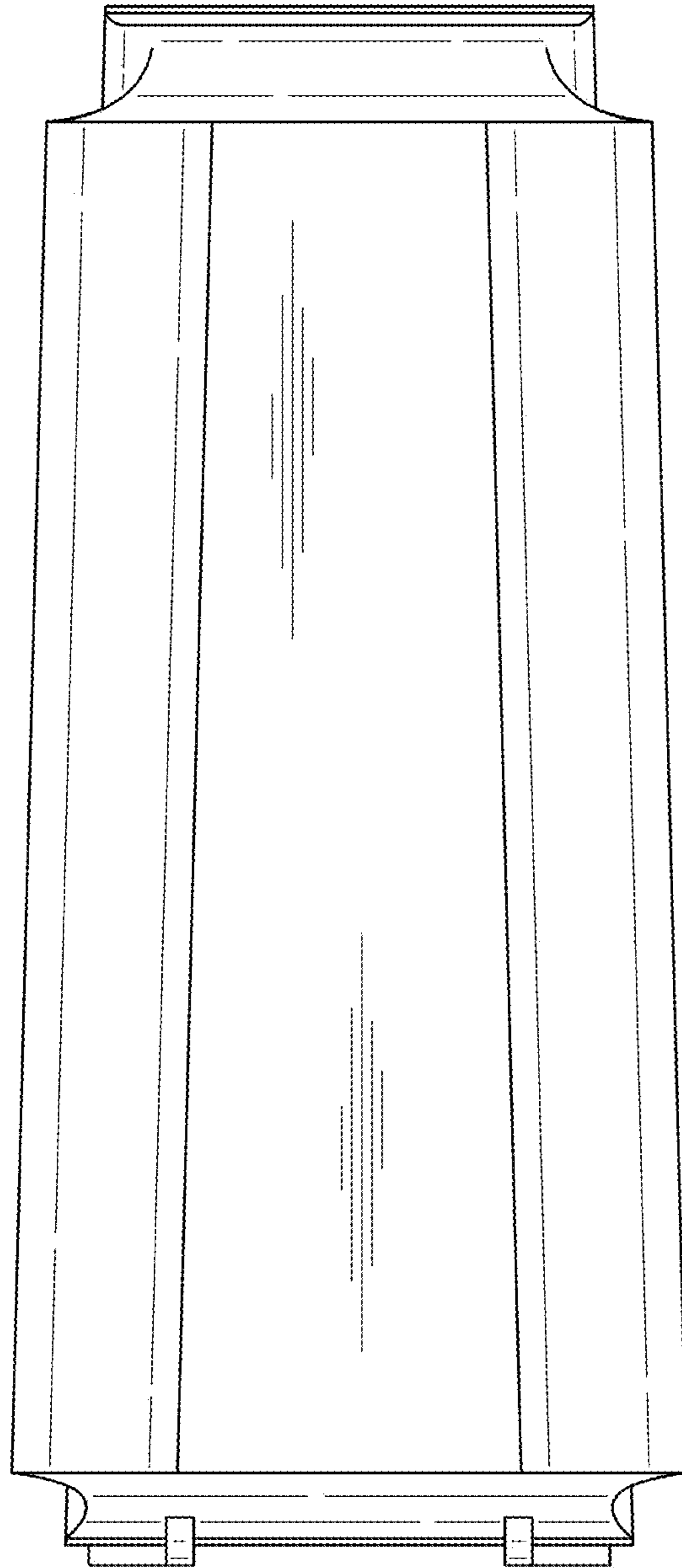


Fig. 3

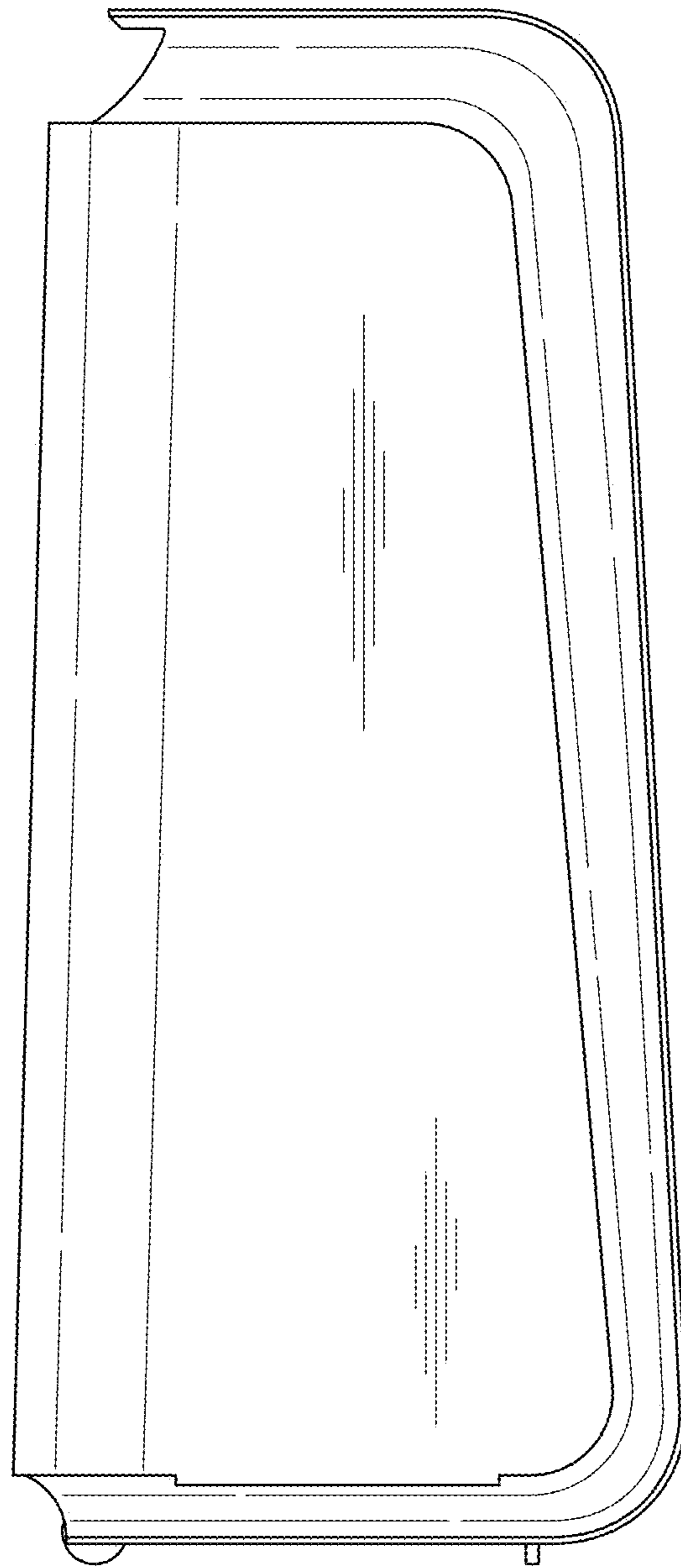


Fig. 4

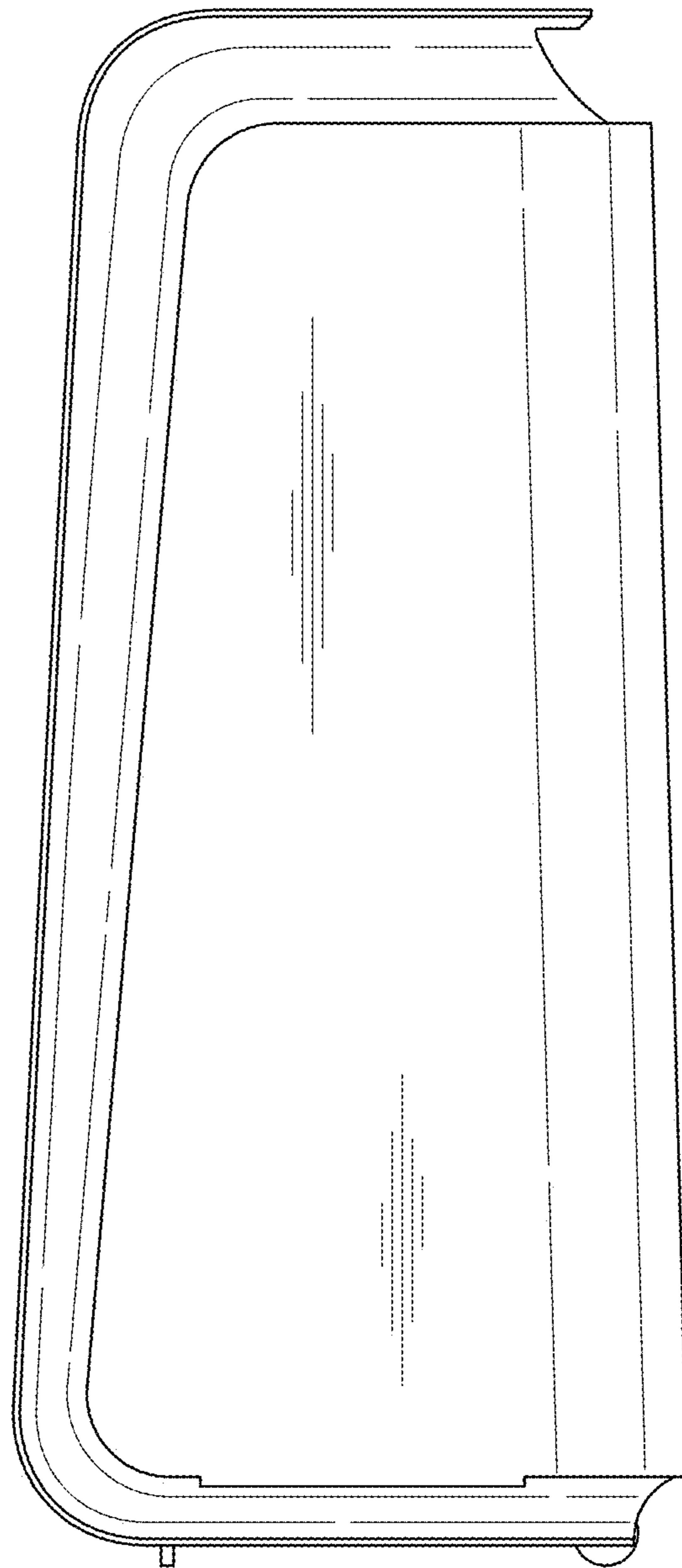


Fig. 5




Fig. 6

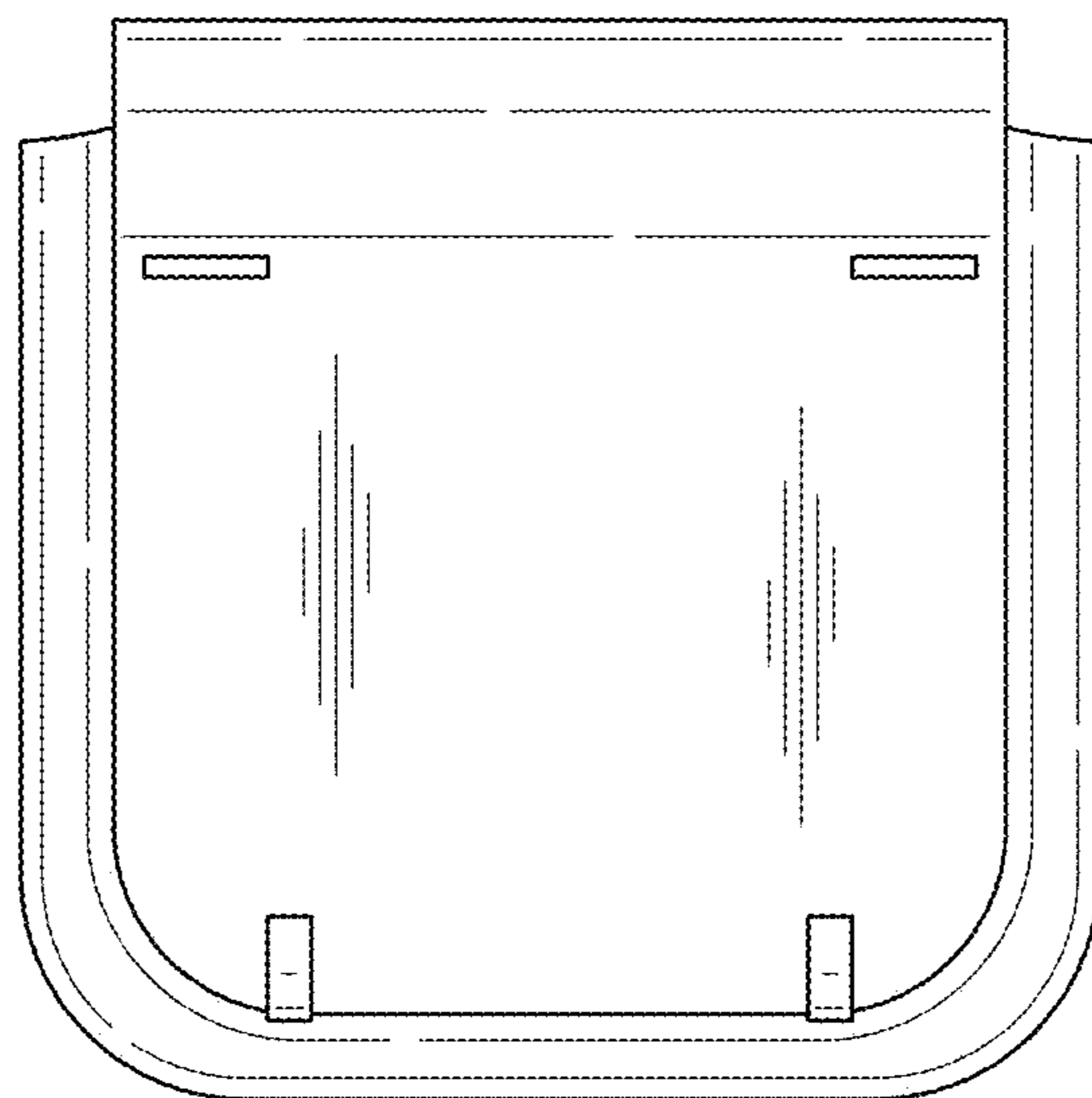


Fig. 7