



US00D936806S

(12) **United States Design Patent**  
**Niki**

(10) **Patent No.:** **US D936,806 S**

(45) **Date of Patent:** **\*\* Nov. 23, 2021**

- (54) **AIR HUMIDIFIER**
- (71) Applicant: **Kentarou Niki**, Osaka (JP)
- (72) Inventor: **Kentarou Niki**, Osaka (JP)
- (73) Assignee: **DAIKIN INDUSTRIES, LTD.**, Osaka (JP)
- (\*\*) Term: **15 Years**
- (21) Appl. No.: **29/730,986**
- (22) Filed: **Apr. 10, 2020**

5,916,490 A *	6/1999	Cho	.....	F24F 6/00
				261/72.1
6,669,626 B1 *	12/2003	McDonough	.....	A61G 11/00
				600/22
10,006,652 B2 *	6/2018	Jang	.....	B01F 3/04085
10,293,134 B2 *	5/2019	Wang	.....	A61M 16/16
D852,937 S *	7/2019	Kim	.....	D23/351
10,436,466 B2 *	10/2019	Kim	.....	F24F 6/02
D901,658 S *	11/2020	Niki	.....	D23/351
D902,365 S *	11/2020	Niki	.....	D23/351
D906,502 S *	12/2020	Lu	.....	D23/364
D907,182 S *	1/2021	Niki	.....	D23/351
D921,864 S *	6/2021	Luo	.....	D23/356

\* cited by examiner

(30) **Foreign Application Priority Data**

Dec. 23, 2019 (JP) ..... 2019-028568

(51) **LOC (13) Cl.** ..... **23-04**

(52) **U.S. Cl.**  
USPC ..... **D23/356**

(58) **Field of Classification Search**

USPC ..... D23/352, 369, 332, 333, 335, 336, 342,  
D23/351, 355-366; 422/120, 122;  
55/356, 473, 504; 96/97; 261/DIG. 17,  
261/DIG. 65, DIG. 88, DIG. 31  
CPC .. A61L 9/16; A61L 9/22; B01D 47/00; B01D  
47/027; B01D 2221/02; B01D 2259/4508;  
B03C 3/155; B03C 3/368; F24F 3/16;  
F24F 13/20; F24F 13/28  
See application file for complete search history.

(56) **References Cited**

**U.S. PATENT DOCUMENTS**

4,844,842 A *	7/1989	Markl	.....	G03B 42/045
				261/30
5,143,460 A *	9/1992	Wang	.....	F24F 6/025
				200/81.9 R

*Primary Examiner* — David G Muller

(74) *Attorney, Agent, or Firm* — Manabu Kanesaka

(57) **CLAIM**

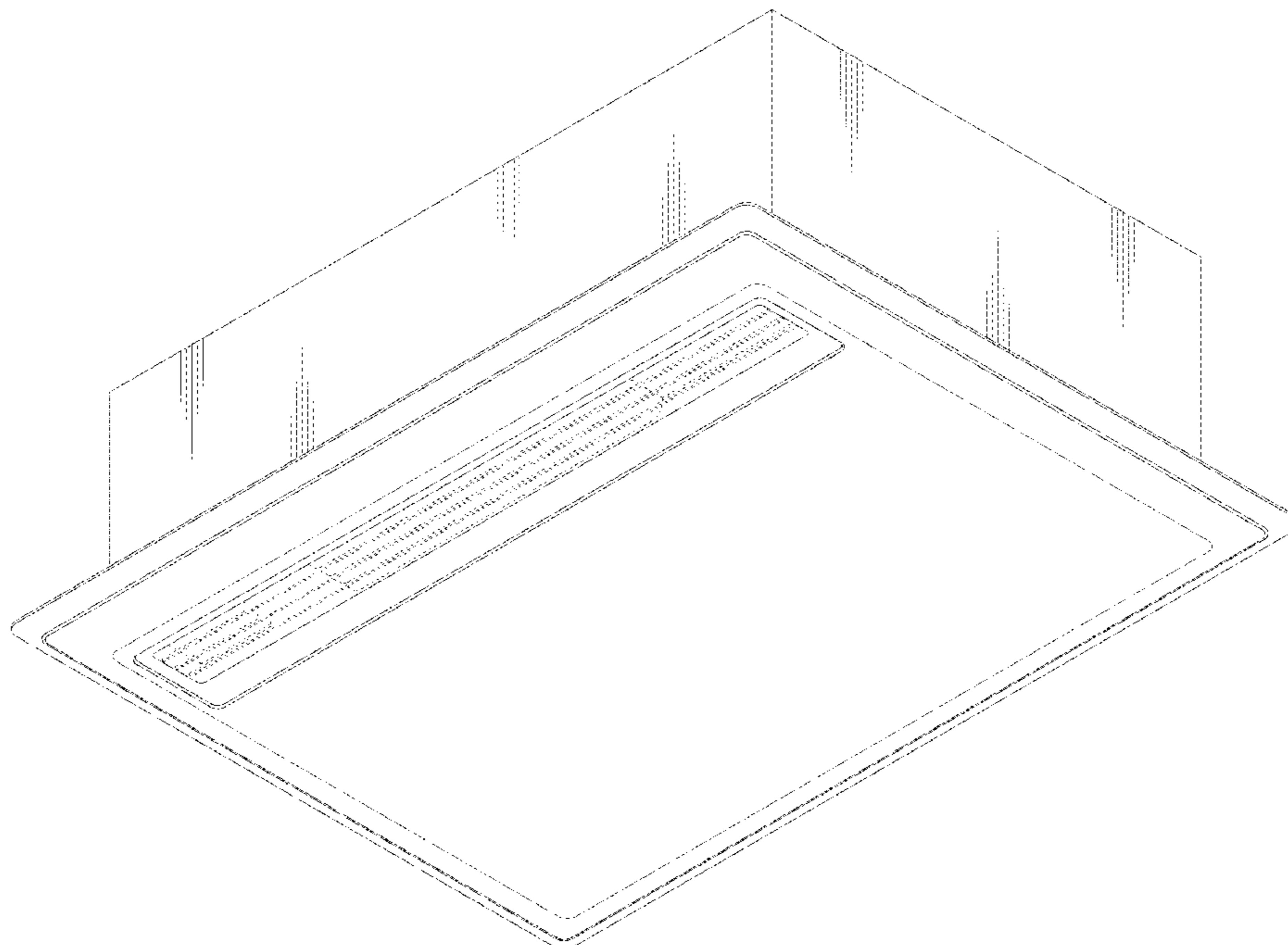
The ornamental design for an air humidifier, as shown and described.

**DESCRIPTION**

FIG. 1 is a perspective view of an air humidifier showing my new design;  
FIG. 2 is a front view thereof;  
FIG. 3 is a rear view thereof;  
FIG. 4 is a plan view thereof;  
FIG. 5 is a bottom view thereof;  
FIG. 6 is a left side view thereof;  
FIG. 7 is a right side view thereof; and,  
FIG. 8 is cross-sectional view thereof along the line 8-8 in FIG. 5.

The broken lines depict portions of the air humidifier that form no part of claimed design.

**1 Claim, 6 Drawing Sheets**



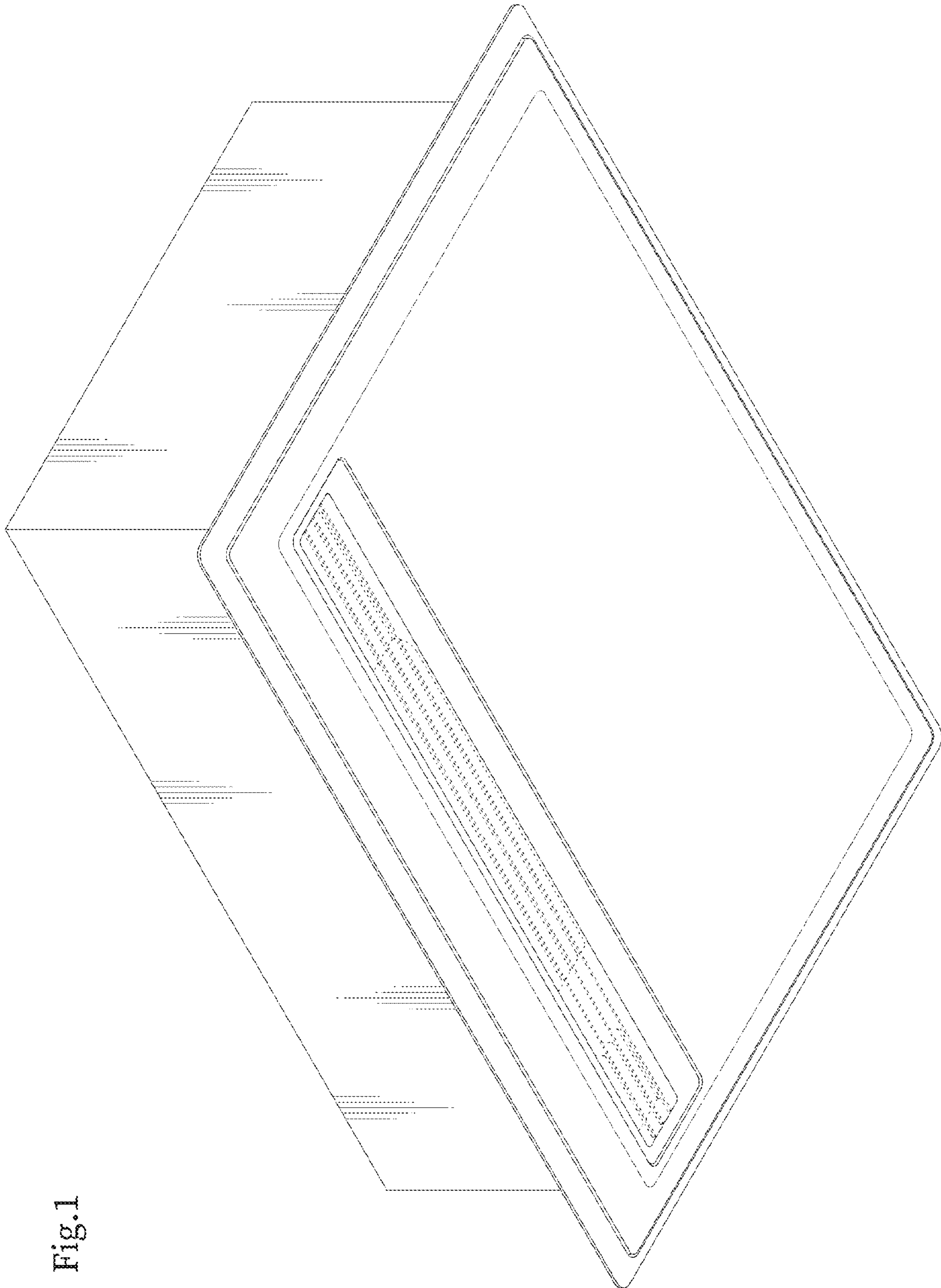


Fig.1




Fig. 2




Fig. 3


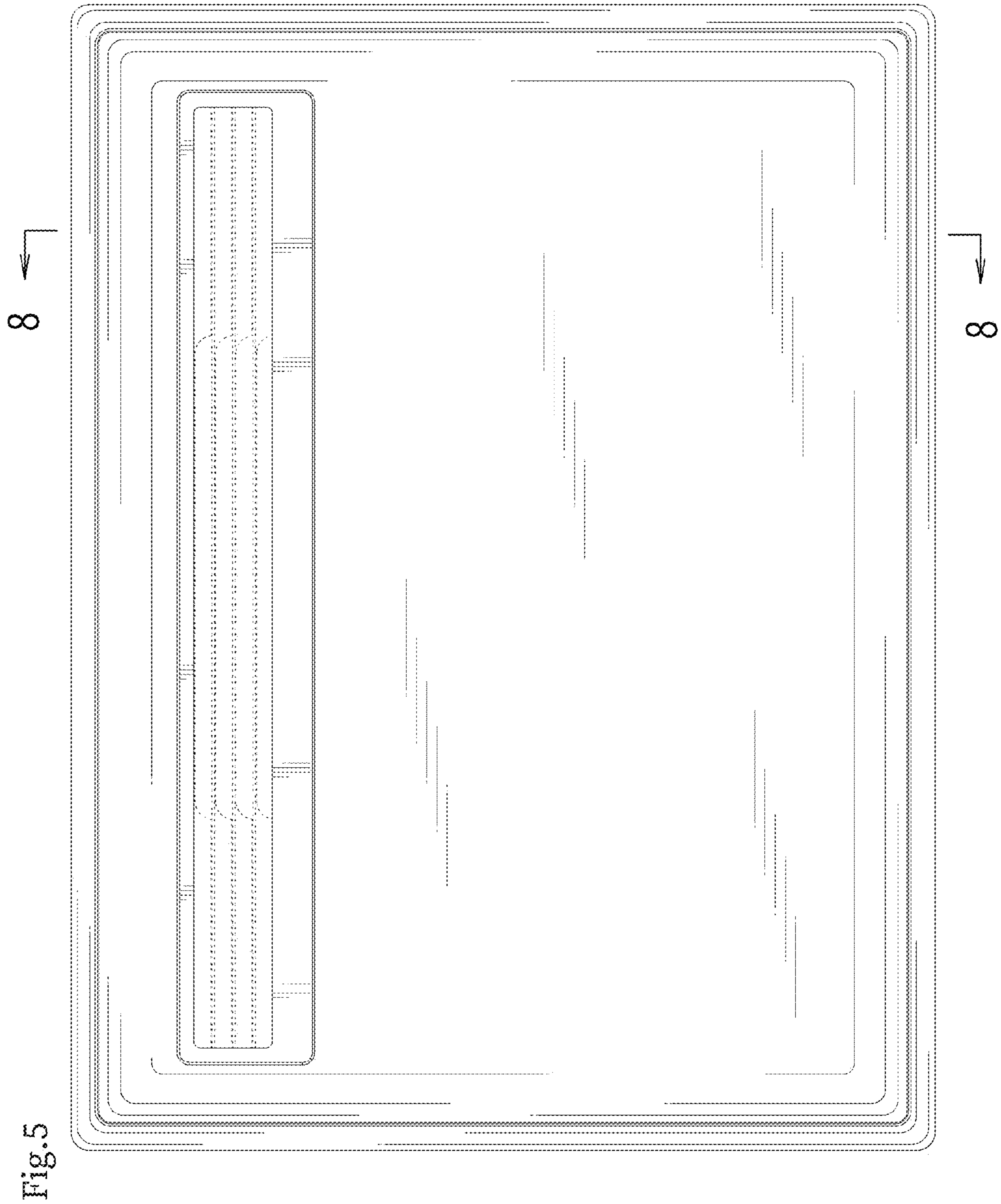


Fig.4








Fig. 6




Fig. 7

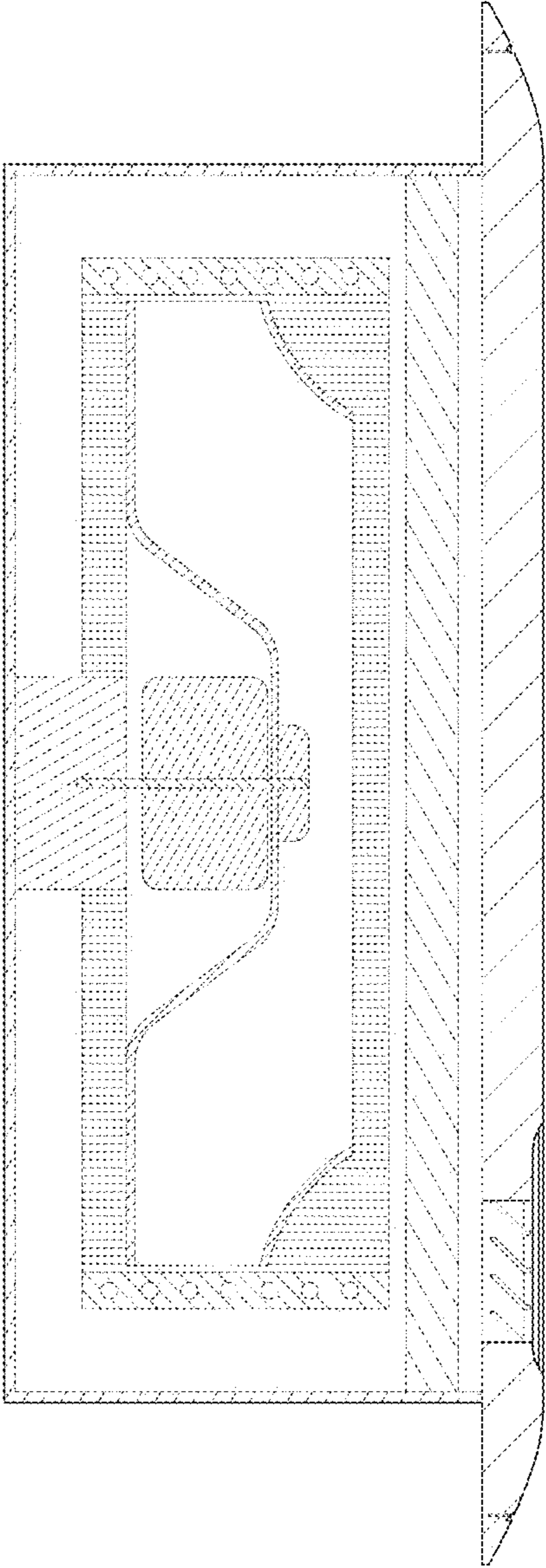


Fig. 8