



US00D936740S

(12) **United States Design Patent** (10) **Patent No.:** **US D936,740 S**  
**Wooters** (45) **Date of Patent:** **\*\* Nov. 23, 2021**

(54) **PEN**  
(71) Applicant: **CKW Ventures LLC**, Chicago, IL (US)  
(72) Inventor: **Chad William Wooters**, Chicago, IL (US)  
(\*\*) Term: **15 Years**  
(21) Appl. No.: **29/725,554**  
(22) Filed: **Feb. 26, 2020**  
(51) **LOC (13) Cl.** ..... **19-06**  
(52) **U.S. Cl.**  
USPC ..... **D19/183**  
(58) **Field of Classification Search**  
USPC ..... D19/115–204; D14/411; D9/504, 529;  
D28/76, 88  
CPC . B43K 5/005; B43K 7/12; B43K 8/00; B43K  
8/02; B43K 8/04; B43K 8/06; B43K  
21/003; B43K 21/006; B43K 21/06;  
B43K 23/00  
See application file for complete search history.

(56) **References Cited**

U.S. PATENT DOCUMENTS

D110,810 S \* 8/1938 Kahn ..... D19/184  
D396,059 S \* 7/1998 Plantz ..... 401/6  
D410,682 S \* 6/1999 Izushima ..... D19/174  
D416,464 S \* 11/1999 Eason ..... D8/300  
D423,580 S \* 4/2000 Ellison ..... D19/179  
D436,624 S \* 1/2001 Zier ..... D19/176  
D440,015 S \* 4/2001 Lerolle ..... D28/76  
D446,212 S \* 8/2001 Chang ..... D14/411  
D468,057 S \* 12/2002 Cloix ..... D28/76  
D477,025 S \* 7/2003 Morrow ..... D19/121

D505,977 S \* 6/2005 Koreska ..... D19/161  
D599,403 S \* 9/2009 Wang ..... D19/170  
D613,741 S \* 4/2010 Swan ..... D14/411  
D634,783 S \* 3/2011 Papenfuss ..... D19/179  
D670,760 S \* 11/2012 Papenfuß ..... D19/163  
D674,440 S \* 1/2013 Papenfuß ..... D19/163  
D679,396 S \* 4/2013 Jan ..... D24/144  
D699,287 S \* 2/2014 Lv ..... D19/163  
D767,991 S \* 10/2016 Sahatjian ..... D9/521  
D791,875 S \* 7/2017 Quinn ..... D19/180  
D831,362 S \* 10/2018 Kim ..... D4/138  
D892,215 S \* 8/2020 Laemle ..... D19/182  
D921,892 S \* 6/2021 Milella, Jr. .... D24/133

\* cited by examiner

*Primary Examiner* — Elizabeth A. Albert

(74) *Attorney, Agent, or Firm* — Ellenoff Grossman & Schole LLP; James M. Smedley; Alex Korona

(57) **CLAIM**

I claim the ornamental design for an pen, as shown and described.

**DESCRIPTION**

FIG. 1 is a front perspective view of a pen showing my new design.

FIG. 2 is a rear perspective view thereof.

FIG. 3 is a side view thereof.

FIG. 4 is another side view thereof.

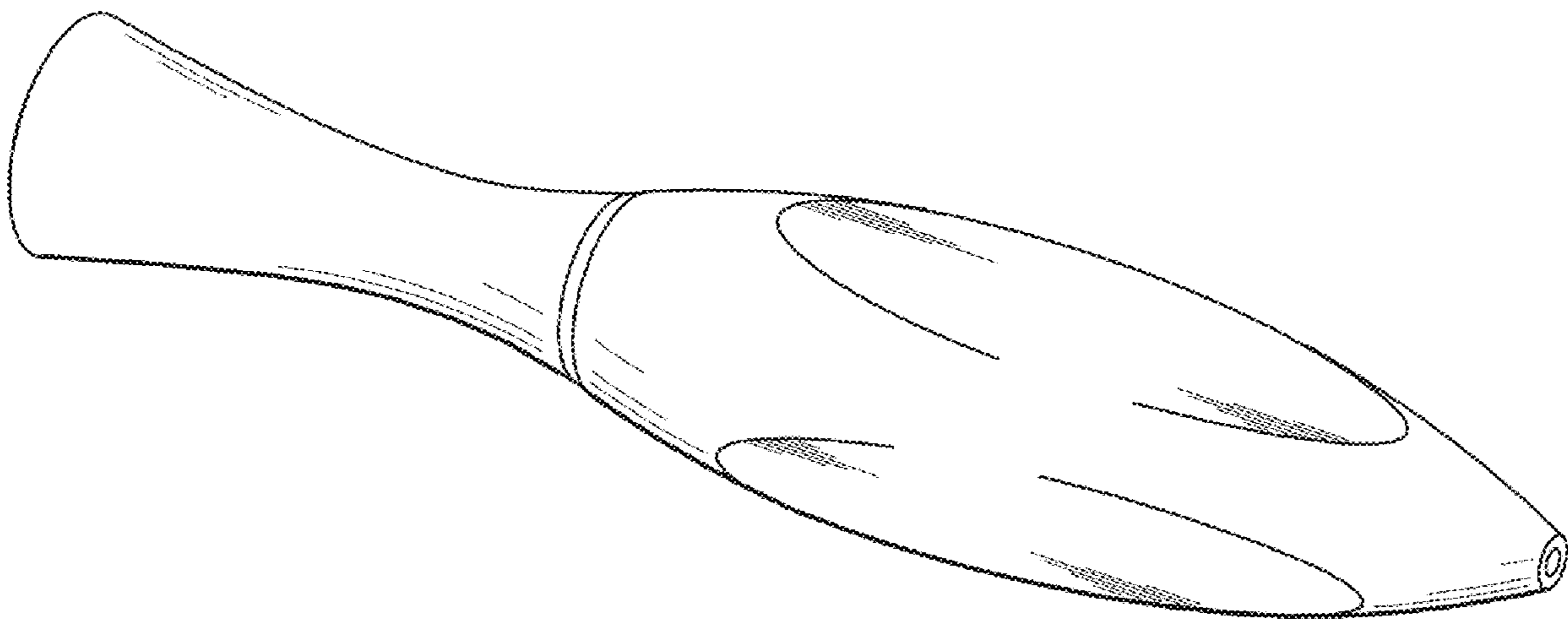
FIG. 5 is another side view thereof.

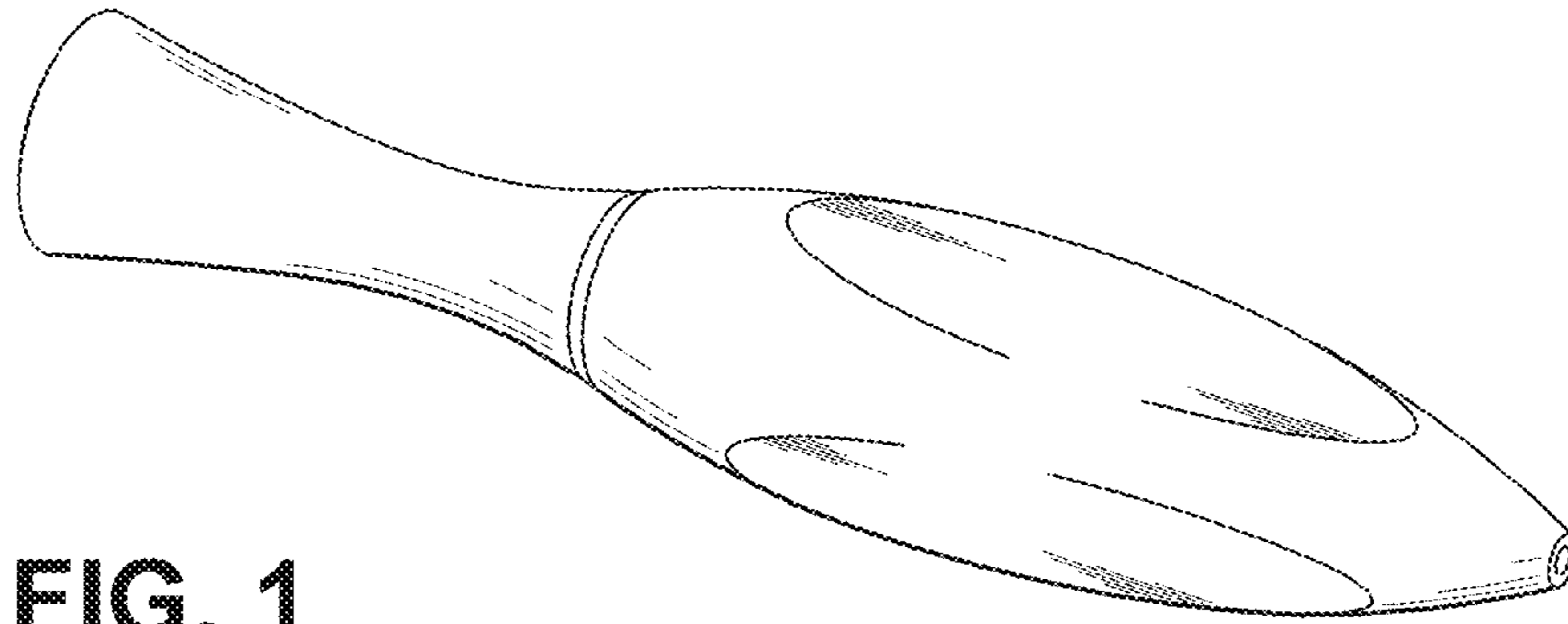
FIG. 6 is a front view thereof; and,

FIG. 7 is a rear view thereof.

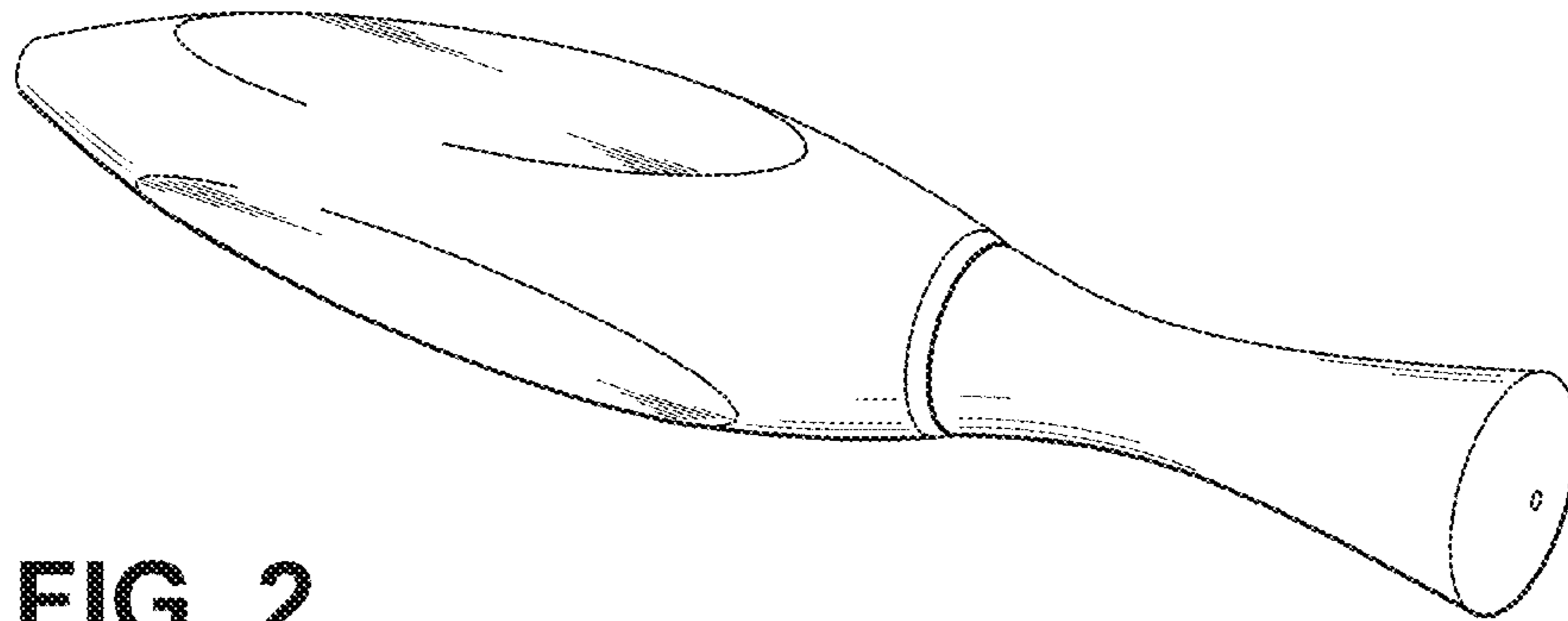
The shading lines shown in the drawings represent the approximate three-dimensional contour of the design and are not intended to indicate surface decoration.

**1 Claim, 2 Drawing Sheets**







**FIG. 1**




**FIG. 2**



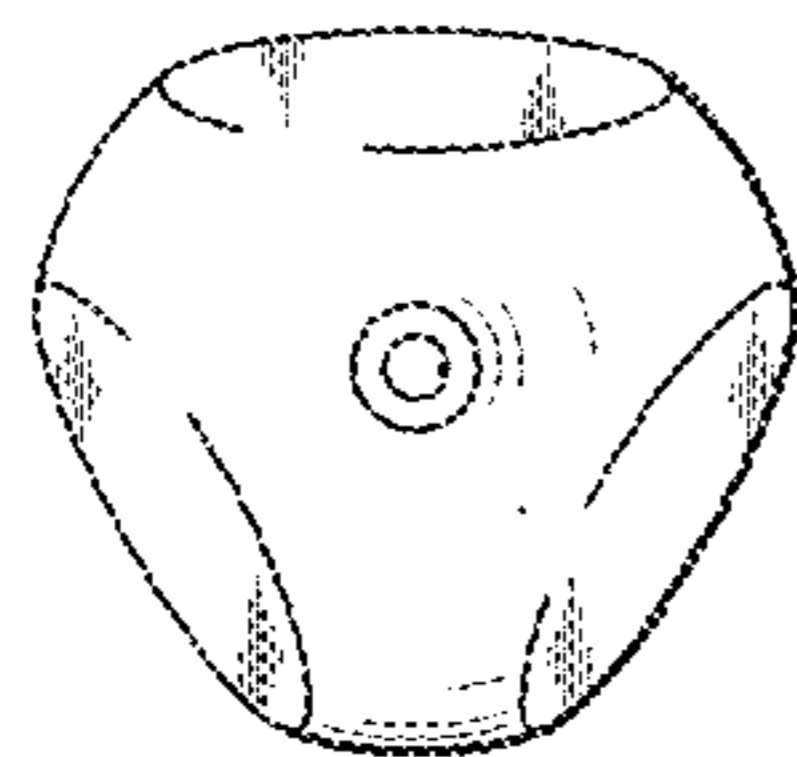
**FIG. 3**



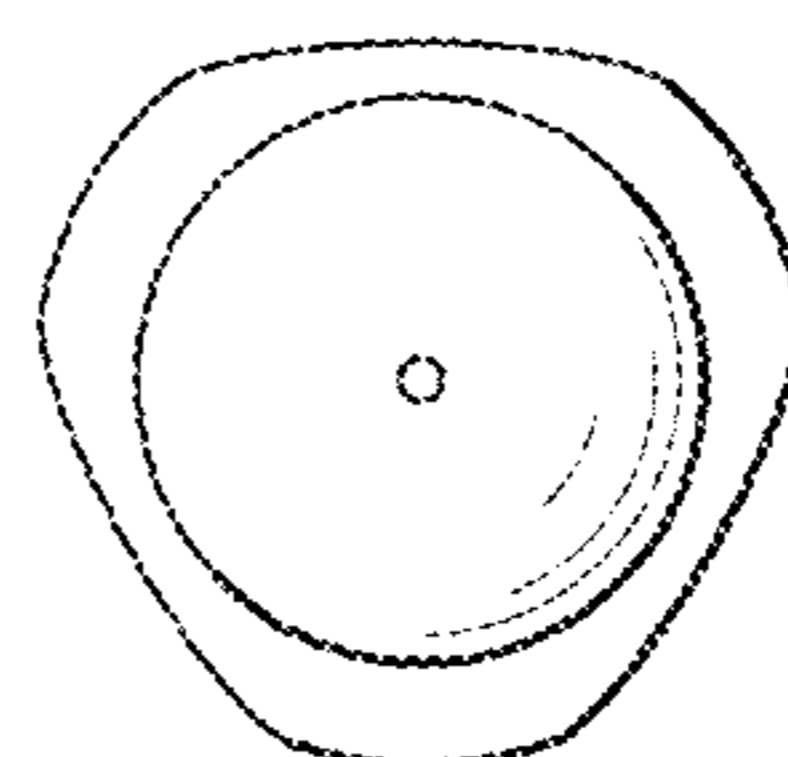
**FIG. 4**



**FIG. 5**



**FIG. 6**



**FIG. 7**