



US00D936737S

(12) **United States Design Patent** (10) **Patent No.:** **US D936,737 S**
Atkinson (45) **Date of Patent:** **** Nov. 23, 2021**

(54) **ENVELOPE SLEEVE**
(71) Applicant: **Petey Atkinson**, Columbus, OH (US)
(72) Inventor: **Petey Atkinson**, Columbus, OH (US)
(**) Term: **15 Years**
(21) Appl. No.: **29/718,576**
(22) Filed: **Dec. 26, 2019**
(51) **LOC (13) Cl.** **19-01**
(52) **U.S. Cl.**
USPC **D19/3**
(58) **Field of Classification Search**
USPC D19/1-12, 20-34, 100;
40/124.01-124.15, 672, 661, 726, 776,
40/617; 283/82, 70, 94, 81, 904;
206/449, 815; D21/385; D20/10, 22, 27,
D20/40, 42, 11; D14/435-437;
235/380-383, 487, 493, 488
CPC .. B42D 15/022; B42D 15/042; B42D 15/045;
B42D 15/027; B42D 25/00; B42D 25/20;
B42D 25/23; B42D 25/26; B42D 25/29;
B42D 25/30; B42D 25/285; B42D
2033/00; B42D 2033/04; B42D 2033/08;
B42D 2033/10; B42D 2033/16; B42D
2033/18; B42D 2033/20; B42D 2033/22;
B42D 2033/28; B42D 2033/30
See application file for complete search history.

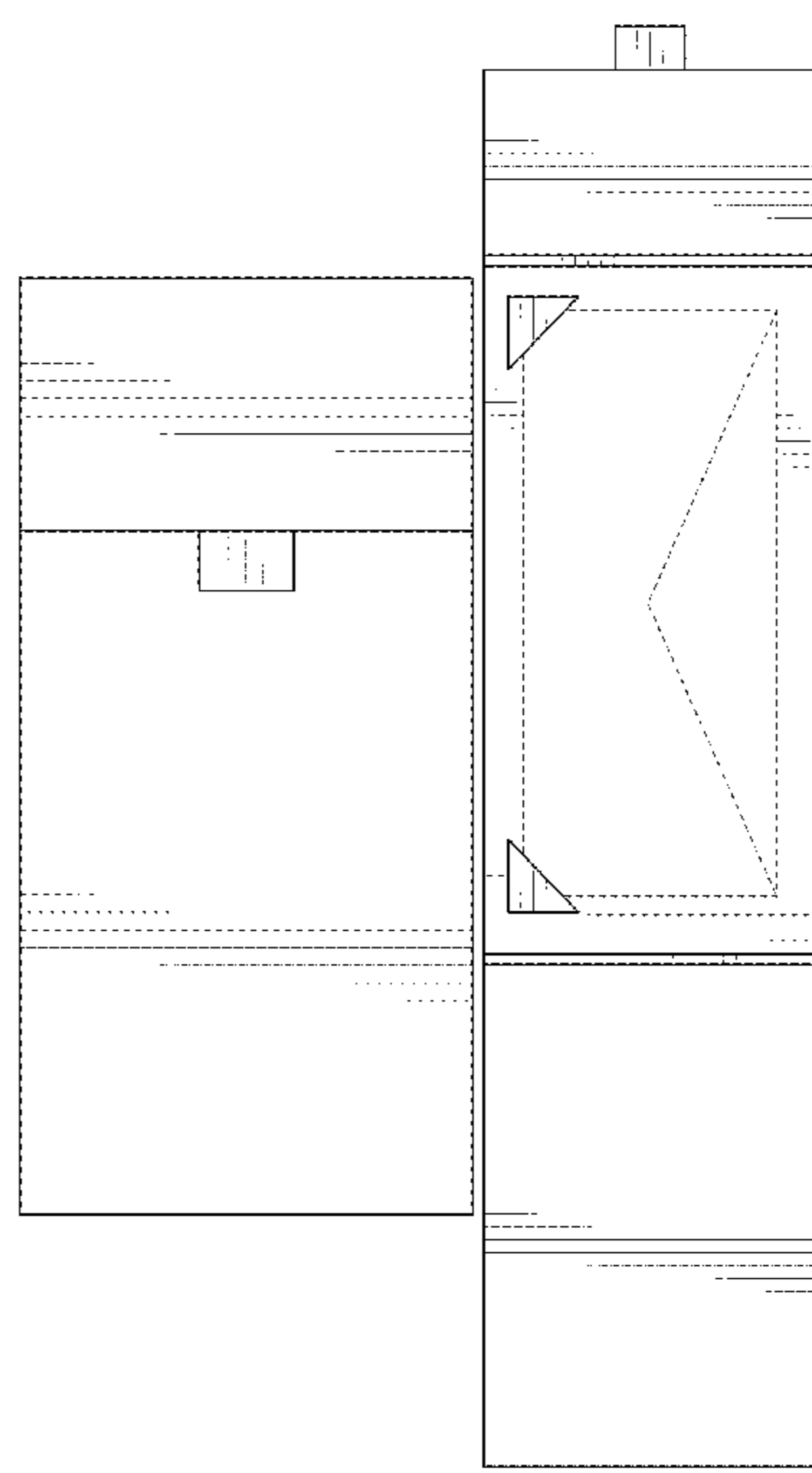
(56) **References Cited**
U.S. PATENT DOCUMENTS
3,889,873 A * 6/1975 Clough B65D 27/00
229/72
3,942,714 A * 3/1976 Wise B65D 27/06
229/305

D382,298 S * 8/1997 Glennon, Jr. D19/3
* cited by examiner
Primary Examiner — Abraham Bahta
(74) *Attorney, Agent, or Firm* — Porter, Wright, Morris & Arthur, LLP

(57) **CLAIM**
The ornamental design for an envelope sleeve, as shown and described.

DESCRIPTION
FIG. 1 is a front view of an envelope sleeve according to my new design, wherein the envelope sleeve is in a closed or folded configuration;
FIG. 2 is a rear view thereof;
FIG. 3 is a right view thereof;
FIG. 4 is a left view thereof;
FIG. 5 is a top view thereof;
FIG. 6 is a bottom view thereof;
FIG. 7 is a front view of the envelope sleeve of FIGS. 1 to 6, but wherein the envelope sleeve is in an open or unfolded configuration;
FIG. 8 is a left view thereof;
FIG. 9 is a rear view thereof;
FIG. 10 is a rear view thereof;
FIG. 11 is a top view thereof; and,
FIG. 12 is a bottom view thereof.
The broken lines in the figures indicate environment and form a part of the claimed design.

1 Claim, 6 Drawing Sheets



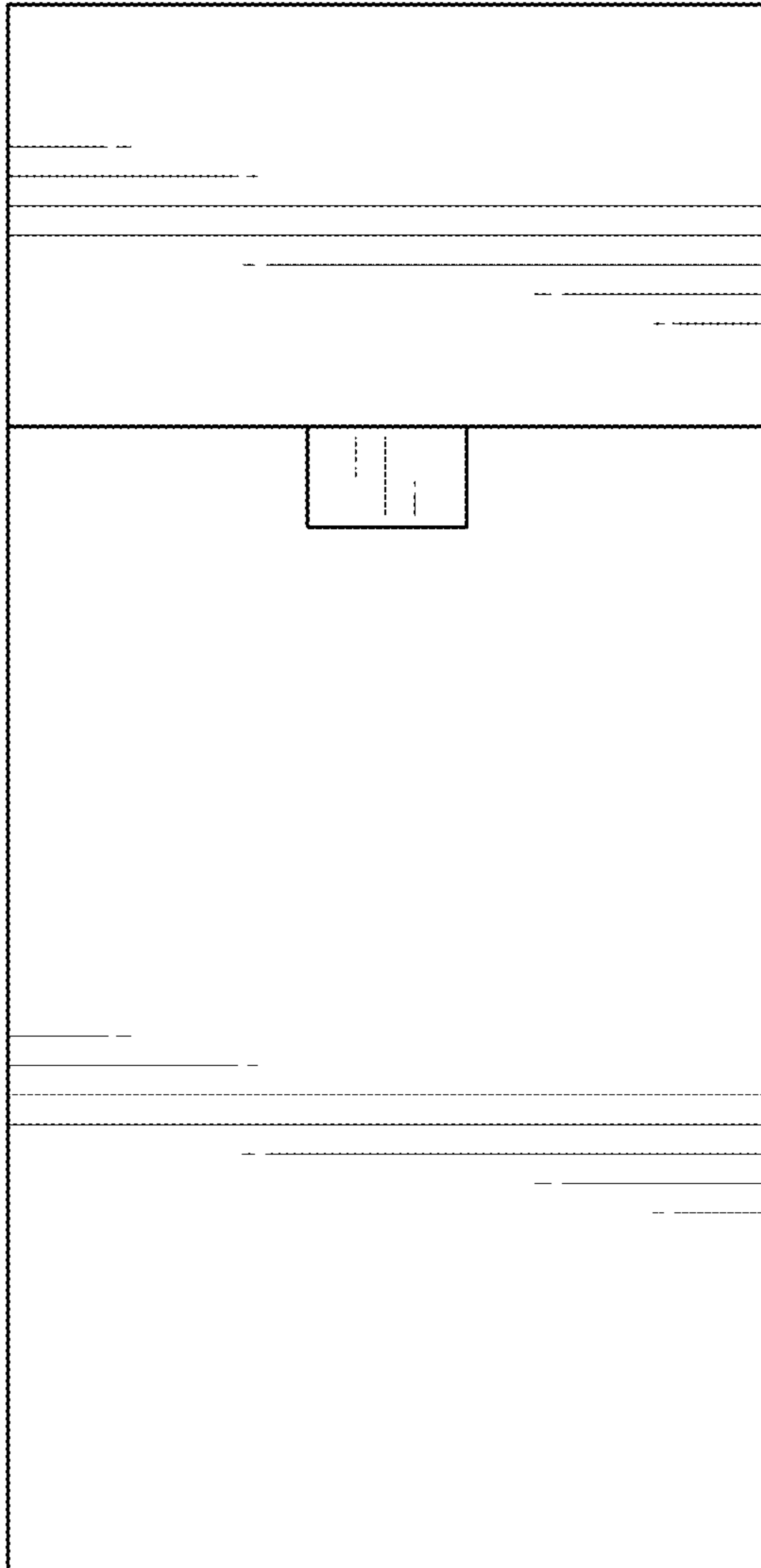


FIG. 1




FIG. 2

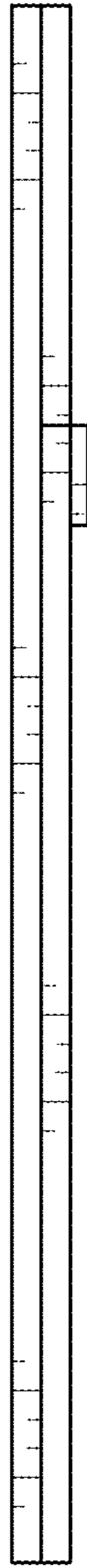


FIG. 3



FIG. 4




FIG. 5

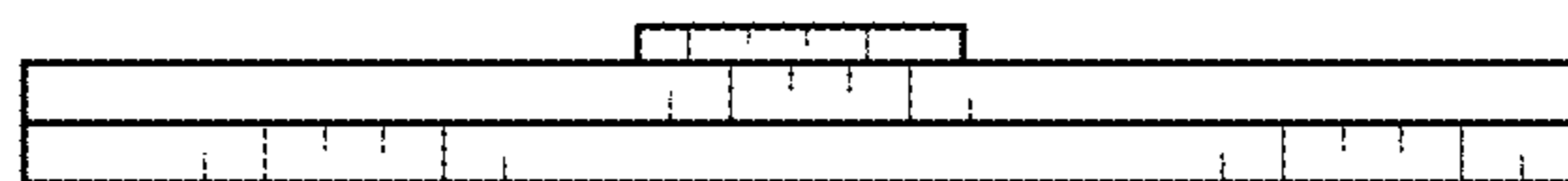


FIG. 6

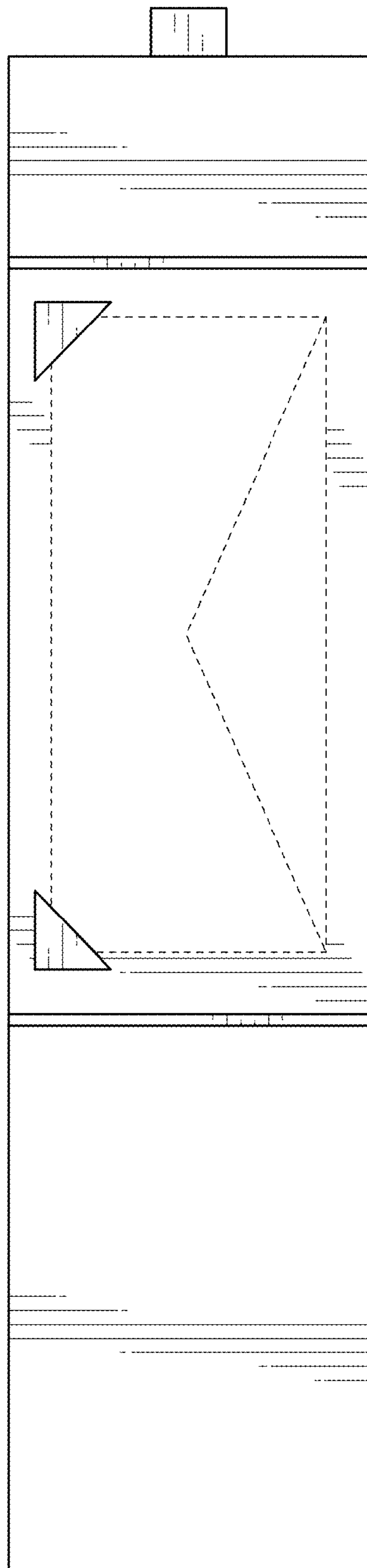


FIG. 7



FIG. 8




FIG. 9



FIG. 10

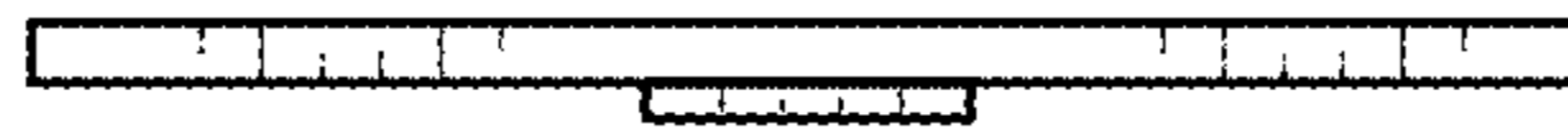


FIG. 11

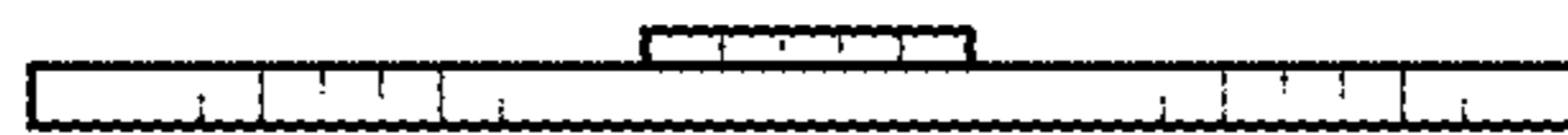


FIG. 12