



US00D936723S

(12) **United States Design Patent** (10) **Patent No.:** **US D936,723 S**
Sjögren et al. (45) **Date of Patent:** **** Nov. 23, 2021**

(54) **CAMERA**
(71) Applicant: **Axis AB**, Lund (SE)
(72) Inventors: **Jonas Sjögren**, Lund (SE); **Mattias Bognäs**, Lund (SE); **Sebastian Engwall**, Lund (SE); **Theodor Wahlgren**, Lund (SE)

D729,861 S 5/2015 Meiqun
D751,129 S * 3/2016 Lellky D16/203
D757,146 S * 5/2016 Walter D16/203
D771,174 S * 11/2016 Hinkel D16/203
D786,330 S * 5/2017 Tasselli D16/203
D829,801 S * 10/2018 Park D16/203
D834,630 S * 11/2018 Huang D16/203
D888,796 S * 6/2020 Carlsson D16/203
D888,797 S * 6/2020 Carlsson D16/203

(73) Assignee: **AXIS AB**, Lund (SE)

FOREIGN PATENT DOCUMENTS

(**) Term: **15 Years**

EM 002482281-0001 6/2014
EM 005318508-0001 6/2018
JP D1525575 S 5/2015
KR 3009188100000 8/2017
KR 3010152130000 7/2019
TW D180940 S 1/2017

(21) Appl. No.: **29/729,774**

(22) Filed: **Mar. 30, 2020**

* cited by examiner

(30) **Foreign Application Priority Data**

Oct. 7, 2019 (EM) 006990669

Primary Examiner — Ramzi Almatrahi

(51) **LOC (13) Cl.** **16-01**

(74) *Attorney, Agent, or Firm* — Tucker Ellis LLP

(52) **U.S. Cl.**
USPC **D16/203**

(58) **Field of Classification Search**
USPC D16/200, 202–206, 218, 219, 242;
348/143, 148, 151, 373–376; 396/419,
396/427, 535, 539–541
CPC G03B 17/02; G03B 19/04; G03B 17/56;
G03B 17/04; G03B 15/03; H04N 5/2251;
H04N 5/2252; H04N 5/2253; H04N
5/2254; H04N 7/181; H04N 7/183; H04N
7/18; G08B 13/1963; G08B 13/19619;
G08B 13/19632; F16M 11/04; F16M
13/00

See application file for complete search history.

(57) **CLAIM**

The ornamental design for a camera, as shown and described.

(56) **References Cited**

U.S. PATENT DOCUMENTS

D282,068 S * 1/1986 Claggett D14/239
D677,297 S * 3/2013 Bart D16/203

DESCRIPTION

FIG. 1 is a perspective view of a camera showing our new design;
FIG. 2 is a front view thereof;
FIG. 3 is a rear view thereof;
FIG. 4 is a left side view thereof;
FIG. 5 is a right side view thereof;
FIG. 6 is a top view thereof; and,
FIG. 7 is a bottom view thereof.

1 Claim, 5 Drawing Sheets





FIG. 1



FIG. 2




FIG. 3




FIG. 4




FIG. 5




FIG. 6




FIG. 7