



US00D936716S

(12) **United States Design Patent** (10) **Patent No.:** **US D936,716 S**  
**Streit et al.** (45) **Date of Patent:** **\*\* Nov. 23, 2021**

(54) **CARTRIDGE FOR A PLASMA CUTTING TORCH**

D582,951 S 12/2008 Yamaguchi et al.  
7,598,473 B2 10/2009 Cook et al.  
D632,186 S \* 2/2011 Fischer ..... D9/726  
(Continued)

(71) Applicant: **Hypertherm, Inc.**, Hanover, NH (US)

(72) Inventors: **Eric Streit**, Lebanon, NH (US); **Jeff Ortakales**, Bow, NH (US); **Yu Zhang**, Hanover, NH (US)

FOREIGN PATENT DOCUMENTS

CN 1087204 C 7/2002  
CN 302579554 S 9/2013  
(Continued)

(73) Assignee: **Hypertherm, Inc.**, Hanover, NH (US)

(\*\*) Term: **15 Years**

OTHER PUBLICATIONS

(21) Appl. No.: **29/717,256**

Replacement Start Cartridge Thermal Dynamics 9-8213 ASIN B002AHS8LO ([https://www.amazon.com/Thermal-Dynamics-9-8213-Replacement-Cartridge/dp/B002AHS8LO/ref=sr\\_1\\_1?dchild=1&keywords=asin+b002ahs8lo&qid=1619530650&sr=8-1](https://www.amazon.com/Thermal-Dynamics-9-8213-Replacement-Cartridge/dp/B002AHS8LO/ref=sr_1_1?dchild=1&keywords=asin+b002ahs8lo&qid=1619530650&sr=8-1)) May 19, 2009.

(22) Filed: **Dec. 16, 2019**

(51) **LOC (13) Cl.** ..... **15-09**

(52) **U.S. Cl.**  
USPC ..... **D15/144; D8/30**

(Continued)

(58) **Field of Classification Search**  
USPC ..... D8/29.1, 30; D15/7-9, 144, 144.1, D15/144.2; D9/723, 724, 726  
CPC ..... B23K 9/00; B23K 10/00; B23K 10/02; B23K 28/02; B23K 9/10; B23K 9/06; B23K 9/32; B23K 37/0294  
See application file for complete search history.

*Primary Examiner* — Sheryl Lane  
*Assistant Examiner* — Mark T. Philipps  
(74) *Attorney, Agent, or Firm* — Proskauer Rose LLP; Joseph A. Capraro, Jr.; Gerald E. Worth, P.E.

(57) **CLAIM**

The ornamental design for a cartridge for a plasma cutting torch, as shown and described.

(56) **References Cited**

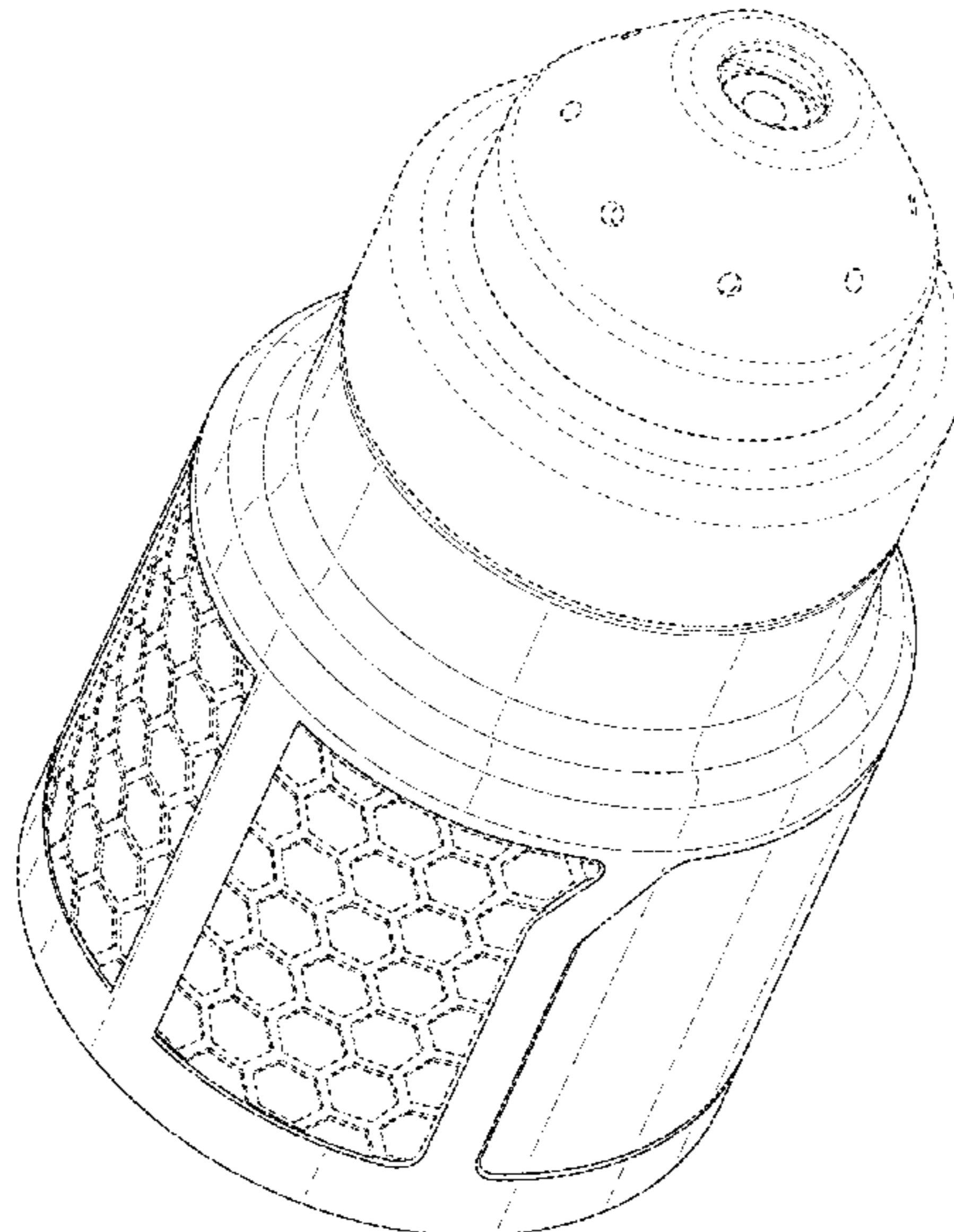
**DESCRIPTION**

U.S. PATENT DOCUMENTS

1,661,150 A \* 2/1928 Birkenmaier ..... B05B 7/1218 239/117  
5,208,448 A 5/1993 Everett  
D365,345 S 12/1995 Carkhuff  
D379,577 S \* 6/1997 Carkhuff ..... D8/30  
D407,726 S \* 4/1999 Zigliotto ..... D15/144  
D414,788 S \* 10/1999 Shintani ..... D15/144  
D446,231 S \* 8/2001 Kuraoka ..... D15/144  
D505,309 S \* 5/2005 Brasseur ..... D15/144  
D511,663 S \* 11/2005 Hewett ..... D8/30  
D524,336 S \* 7/2006 Conway ..... D15/144  
D536,009 S \* 1/2007 MacKenzie ..... D15/144  
D582,449 S \* 12/2008 Yamaguchi ..... D15/144

FIG. 1 is a perspective view of a cartridge for a plasma cutting torch;  
FIG. 2 is a front view thereof;  
FIG. 3 is a back view thereof;  
FIG. 4 is a left view thereof;  
FIG. 5 is a right view thereof;  
FIG. 6 is a top view thereof; and,  
FIG. 7 is a bottom view thereof.  
The broken lines depict portions of the cartridge for a plasma cutting torch that form no part of the claimed design.

**1 Claim, 7 Drawing Sheets**



(56)

References Cited

U.S. PATENT DOCUMENTS

D636,002 S 4/2011 Bruckner et al.  
 D653,270 S \* 1/2012 Furujo ..... D15/144  
 D654,104 S 2/2012 Fitzpatrick et al.  
 D681,706 S \* 5/2013 Savill, Jr. .... D15/144  
 8,884,179 B2 11/2014 Roberts et al.  
 D744,561 S \* 12/2015 Hassan ..... D15/144  
 D744,562 S \* 12/2015 Hassan ..... D15/144  
 D744,563 S \* 12/2015 Hassan ..... D15/144  
 D744,564 S \* 12/2015 Hassan ..... D15/144  
 D775,249 S \* 12/2016 Furujo ..... D15/144  
 D776,177 S \* 1/2017 Namburu ..... D15/144  
 D776,730 S \* 1/2017 Yamaguchi ..... D15/144  
 D776,731 S \* 1/2017 Yamaguchi ..... D15/144  
 9,662,747 B2 5/2017 Darrow et al.  
 D798,351 S \* 9/2017 Whited ..... D15/144  
 9,981,335 B2 \* 5/2018 Sanders ..... H05H 1/34  
 D831,484 S \* 10/2018 Jung ..... D9/447  
 10,278,274 B2 \* 4/2019 Sanders ..... B23K 9/285  
 10,456,855 B2 \* 10/2019 Sanders ..... B23K 10/006  
 10,462,891 B2 10/2019 Zhang et al.  
 2006/0289398 A1 12/2006 Cook et al.  
 2007/0262060 A1 11/2007 Roberts et al.  
 2010/0018954 A1 1/2010 Hussary et al.  
 2015/0319835 A1 11/2015 Sanders et al.  
 2015/0319836 A1 \* 11/2015 Sanders ..... B23K 10/006  
 219/121.49

2017/0295637 A1\* 10/2017 Peters ..... B23K 10/006  
 2018/0250765 A1 9/2018 Sanders et al.  
 2018/0257164 A1 9/2018 Zhang et al.

FOREIGN PATENT DOCUMENTS

CN 302760790 S 3/2014  
 EP 2537399 B1 12/2012  
 JP 1226531 S 12/2004  
 JP 1226751 S 12/2004  
 JP 1346185 S 12/2008  
 JP 1332318 S 6/2009  
 TW 1281423 5/2007  
 WO 199621339 A1 7/1996  
 WO 2017024155 A1 2/2017  
 WO 2017196439 A1 11/2017

OTHER PUBLICATIONS

C9—8237 Thermal Dynamics SL60/SL100—A120 Shield Cup Pac Original ASIN B01764S6SA ([https://www.amazon.com/Thermal-Dynamics-SL60-SL100-Original/dp/B01764S6SA/ref=sr\\_1\\_1?dchild=1&keywords=ASIN+B01764S6SA&qid=1619530830&sr=8-1](https://www.amazon.com/Thermal-Dynamics-SL60-SL100-Original/dp/B01764S6SA/ref=sr_1_1?dchild=1&keywords=ASIN+B01764S6SA&qid=1619530830&sr=8-1)) Oct. 26, 2015.  
 RX WELD 23pcs Plasma ASIN B07RBJY1KX ([https://www.amazon.com/RX-WELD-Accessory-Electrodes-Consumables/dp/B07RBJY1KX/ref=sr\\_1\\_2?dchild=1&keywords=ASIN+B07RBJY1KX&qid=1619530975&sr=8-2](https://www.amazon.com/RX-WELD-Accessory-Electrodes-Consumables/dp/B07RBJY1KX/ref=sr_1_2?dchild=1&keywords=ASIN+B07RBJY1KX&qid=1619530975&sr=8-2)) Apr. 25, 2019.

\* cited by examiner

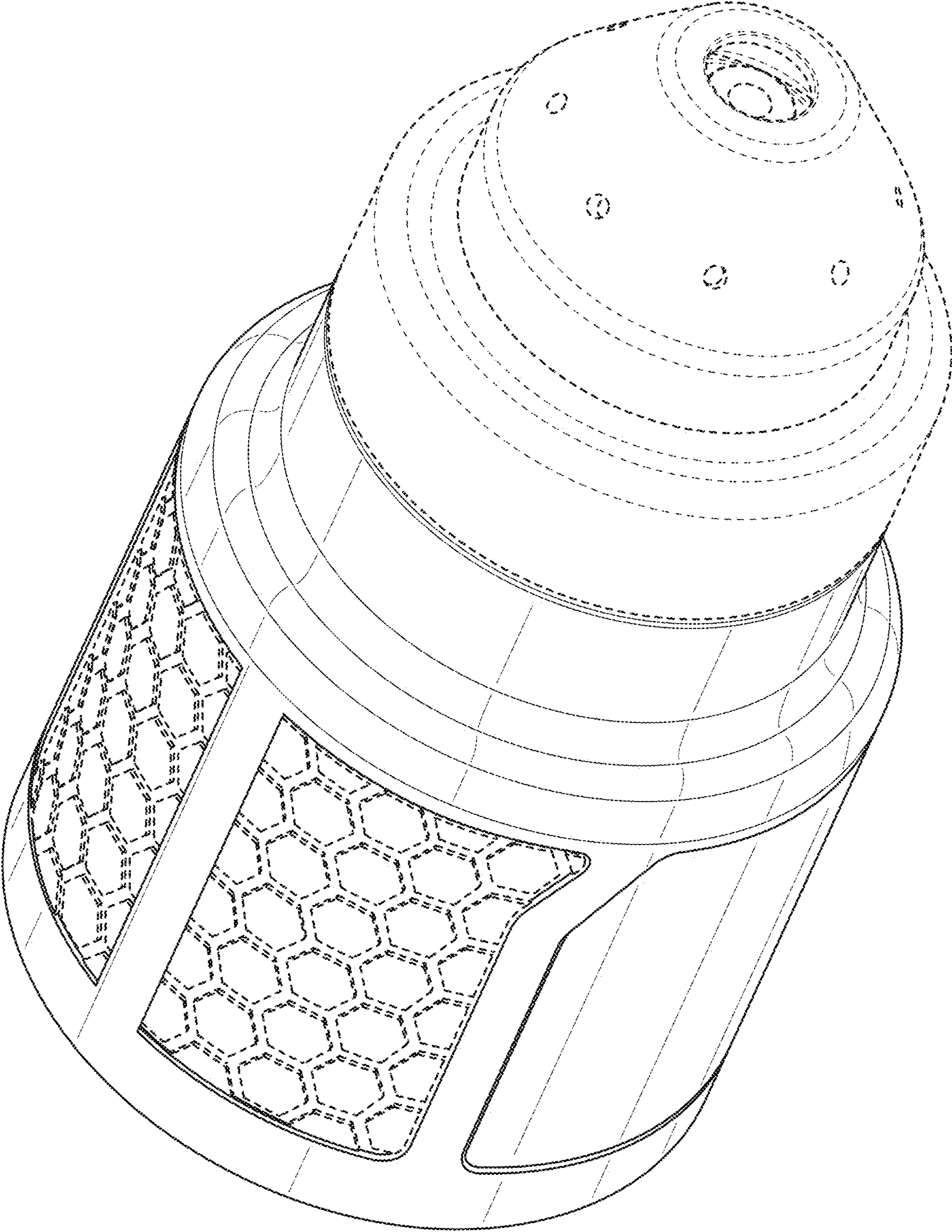


FIG. 1




FIG. 2




FIG. 3

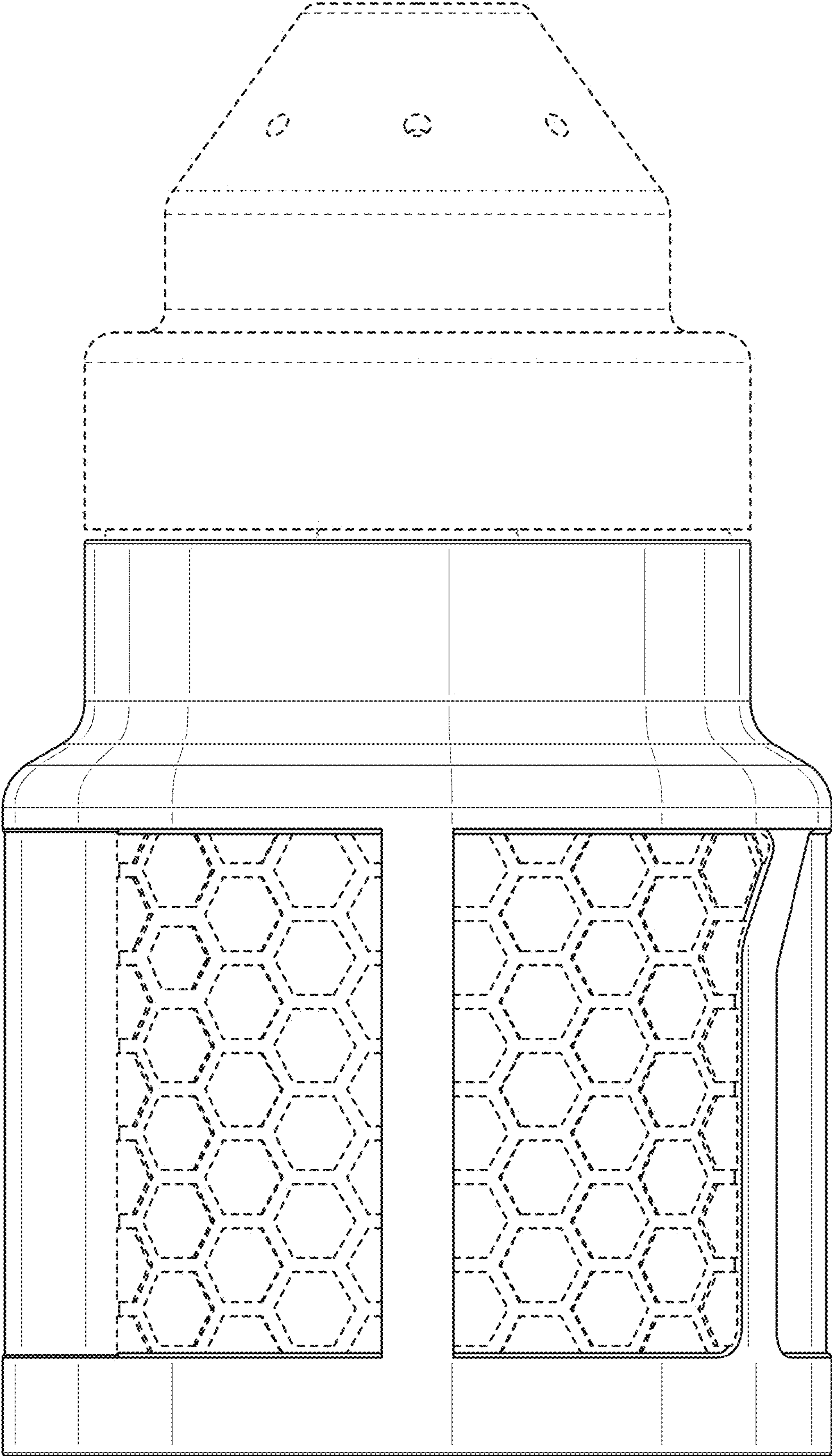


FIG. 4

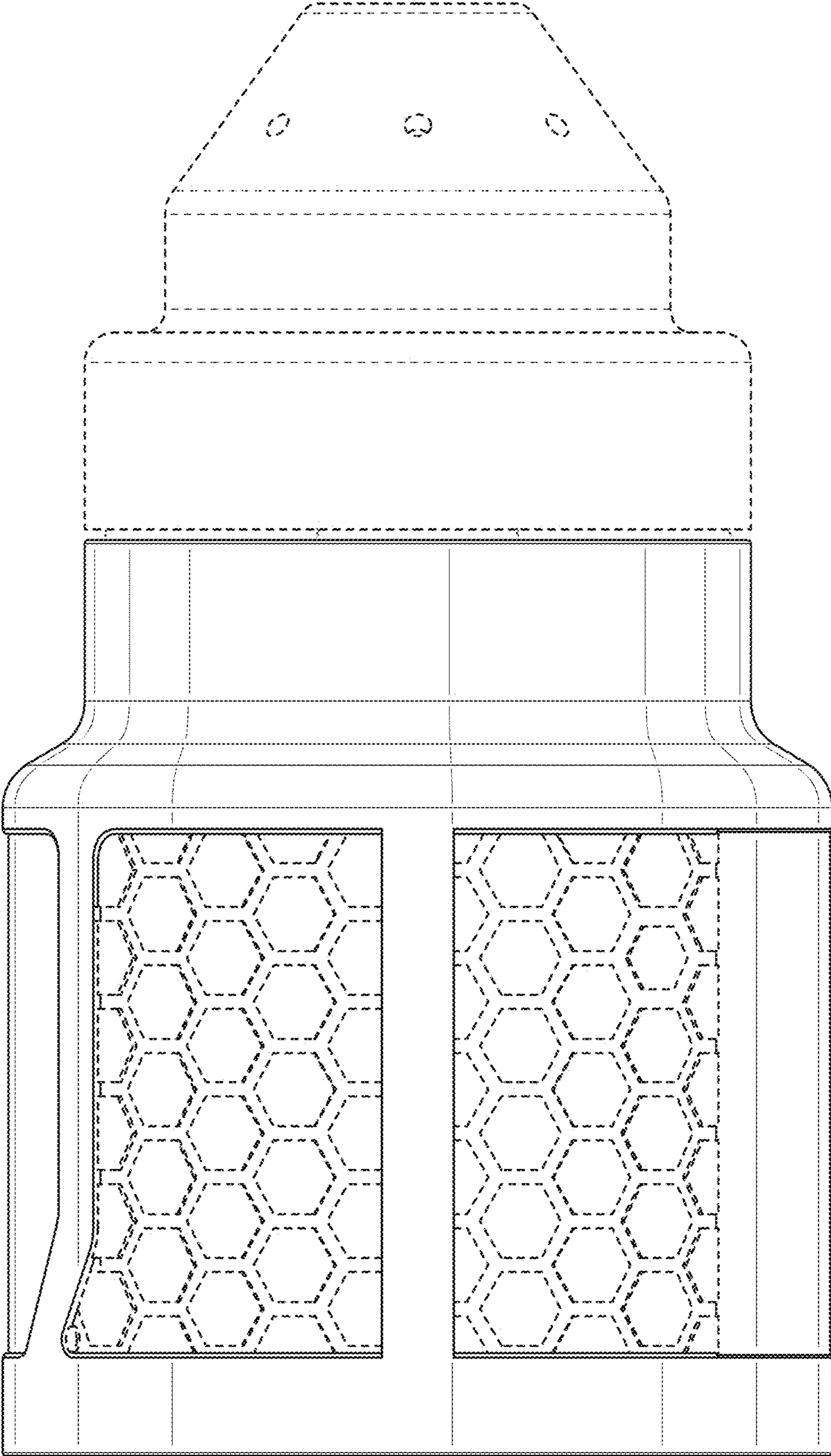


FIG. 5

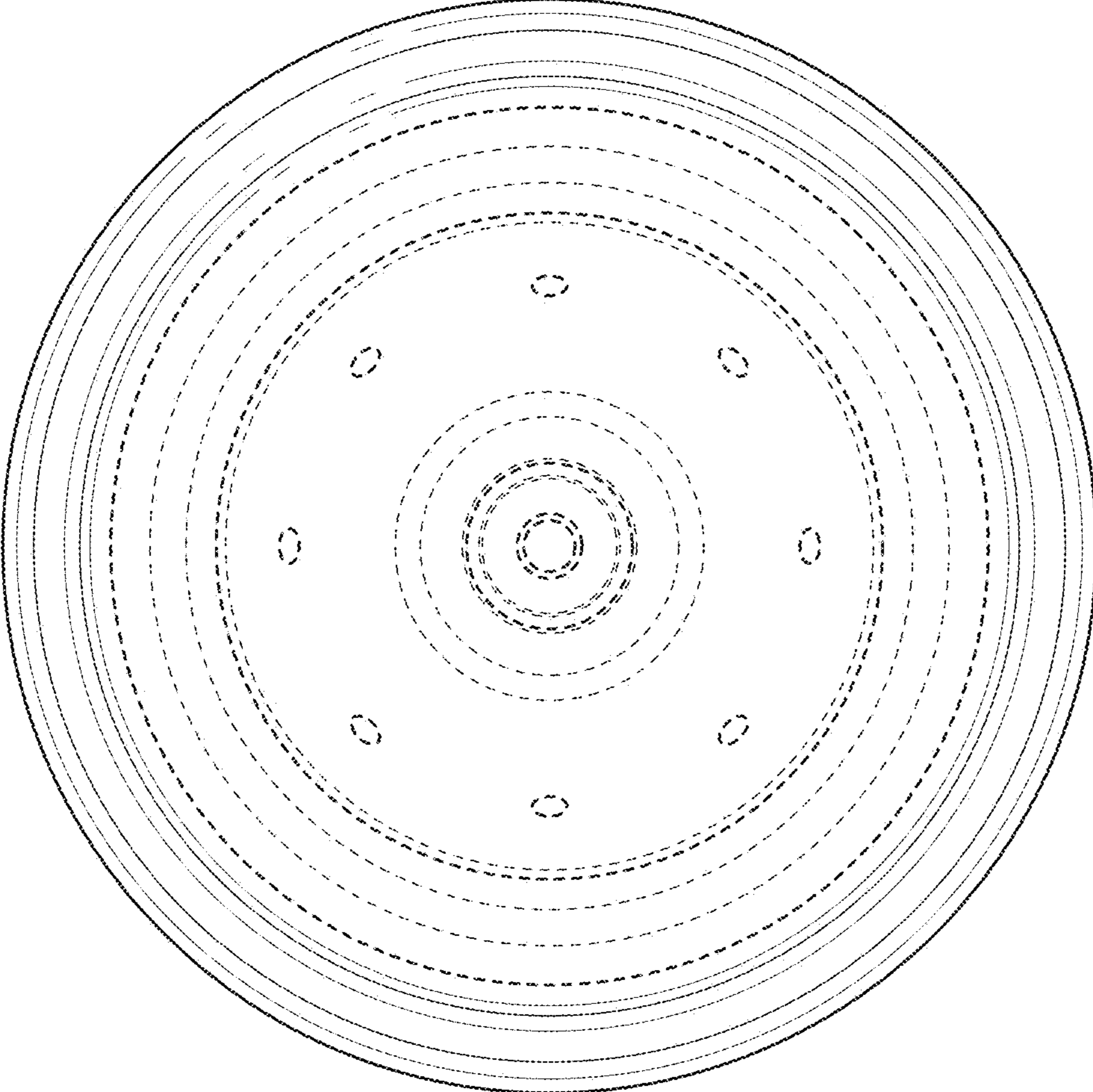


FIG. 6



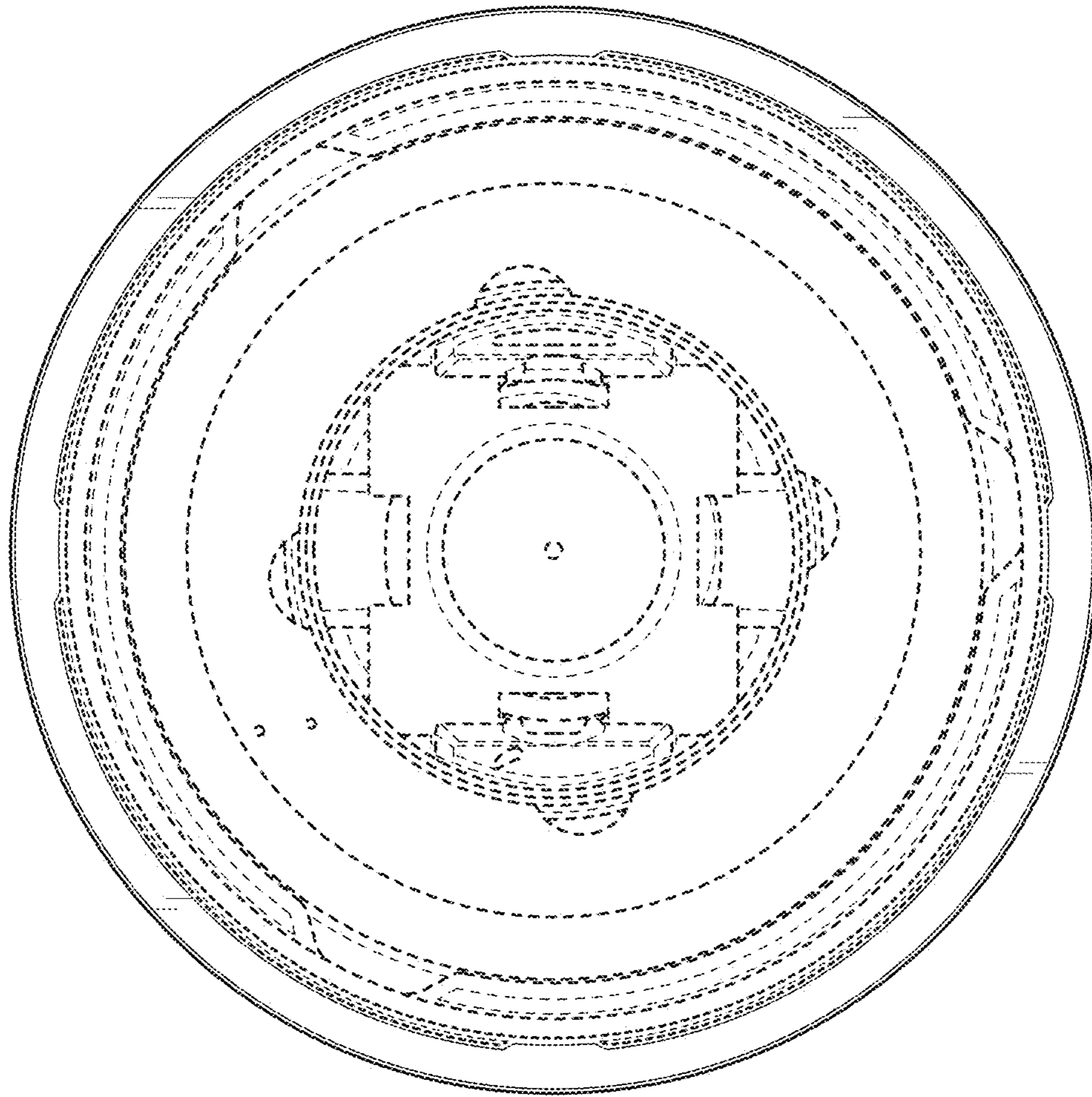


FIG. 7