



US00D936654S

(12) **United States Design Patent** (10) **Patent No.:** **US D936,654 S**  
**Wu** (45) **Date of Patent:** **\*\* Nov. 23, 2021**

(54) **STYLUS**  
(71) Applicant: **Yuka Wu**, Heyuan (CN)  
(72) Inventor: **Yuka Wu**, Heyuan (CN)  
(\*\*) Term: **15 Years**  
(21) Appl. No.: **29/758,953**  
(22) Filed: **Nov. 19, 2020**  
(51) **LOC (13) Cl.** ..... **14-02**  
(52) **U.S. Cl.**  
USPC ..... **D14/411**  
(58) **Field of Classification Search**  
USPC ..... D14/372, 496, 432, 371, 125, 126, 129,  
D14/299, 411; D16/300-342; 351/158,  
351/153, 144; 345/7-9, 905; 455/344;  
348/115, 53, 121, 739  
CPC ..... G02B 27/017; G06F 3/016; G06F 3/033;  
G06F 3/0317; G06F 3/03545; G06F  
3/041; G06K 9/222  
See application file for complete search history.

(56) **References Cited**  
U.S. PATENT DOCUMENTS  
D431,598 S 10/2000 Kim et al.  
D446,213 S 8/2001 Chen et al.  
D446,214 S 8/2001 Khovaylo et al.  
D709,949 S 7/2014 Fleming  
D772,875 S 11/2016 Kim et al.

D797,741 S \* 9/2017 Cebe ..... D14/411  
D812,058 S \* 3/2018 Lehman ..... D14/411  
D812,059 S \* 3/2018 Lehman ..... D14/411  
D826,940 S \* 8/2018 Nishizawa ..... D14/411  
D832,255 S \* 10/2018 Jung ..... D14/411  
D846,546 S \* 4/2019 Mitchell ..... D14/411  
D851,643 S \* 6/2019 Nishizawa ..... D14/411  
D861,687 S \* 10/2019 Mitchell ..... D14/411  
D887,412 S \* 6/2020 Nishizawa ..... D14/411  
D888,058 S \* 6/2020 Ding ..... D14/411  
D896,811 S \* 9/2020 Nishizawa ..... D14/411  
D896,812 S \* 9/2020 Nishizawa ..... D14/411  
D909,378 S \* 2/2021 Huang ..... D14/411  
D911,342 S \* 2/2021 Menendez ..... D14/411  
D918,208 S \* 5/2021 Guo ..... D14/411

\* cited by examiner

*Primary Examiner* — Austin Murphy  
(74) *Attorney, Agent, or Firm* — W&KIP

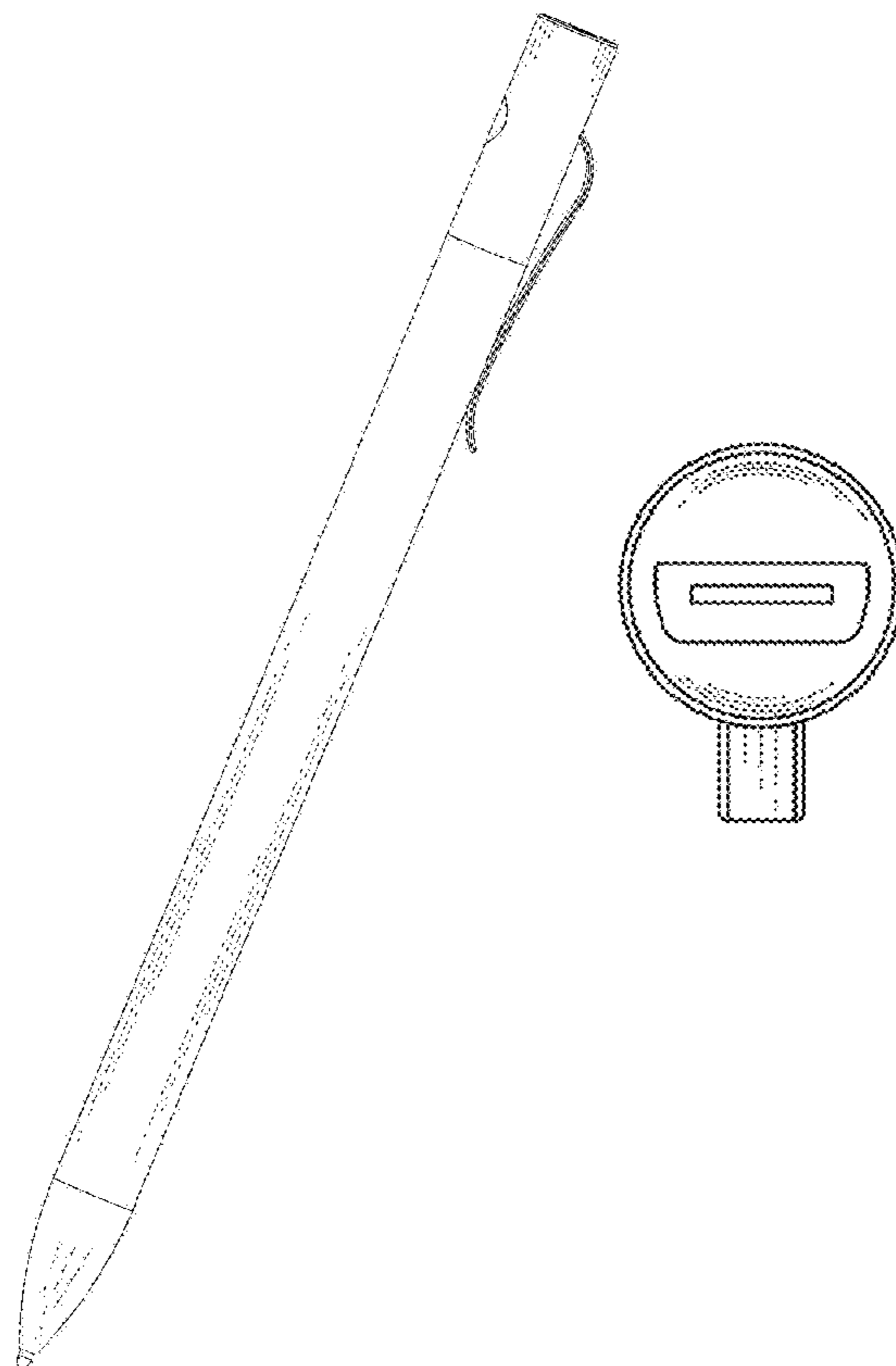
(57) **CLAIM**

The ornamental design for a stylus, as shown and described.

**DESCRIPTION**

FIG. 1 is a perspective view of a stylus showing my new design;  
FIG. 2 is a front view thereof;  
FIG. 3 is a rear view thereof;  
FIG. 4 is a left side view thereof;  
FIG. 5 is a right side view thereof;  
FIG. 6 is an enlarged top plan view thereof; and,  
FIG. 7 is an enlarged bottom plan view thereof.

**1 Claim, 7 Drawing Sheets**



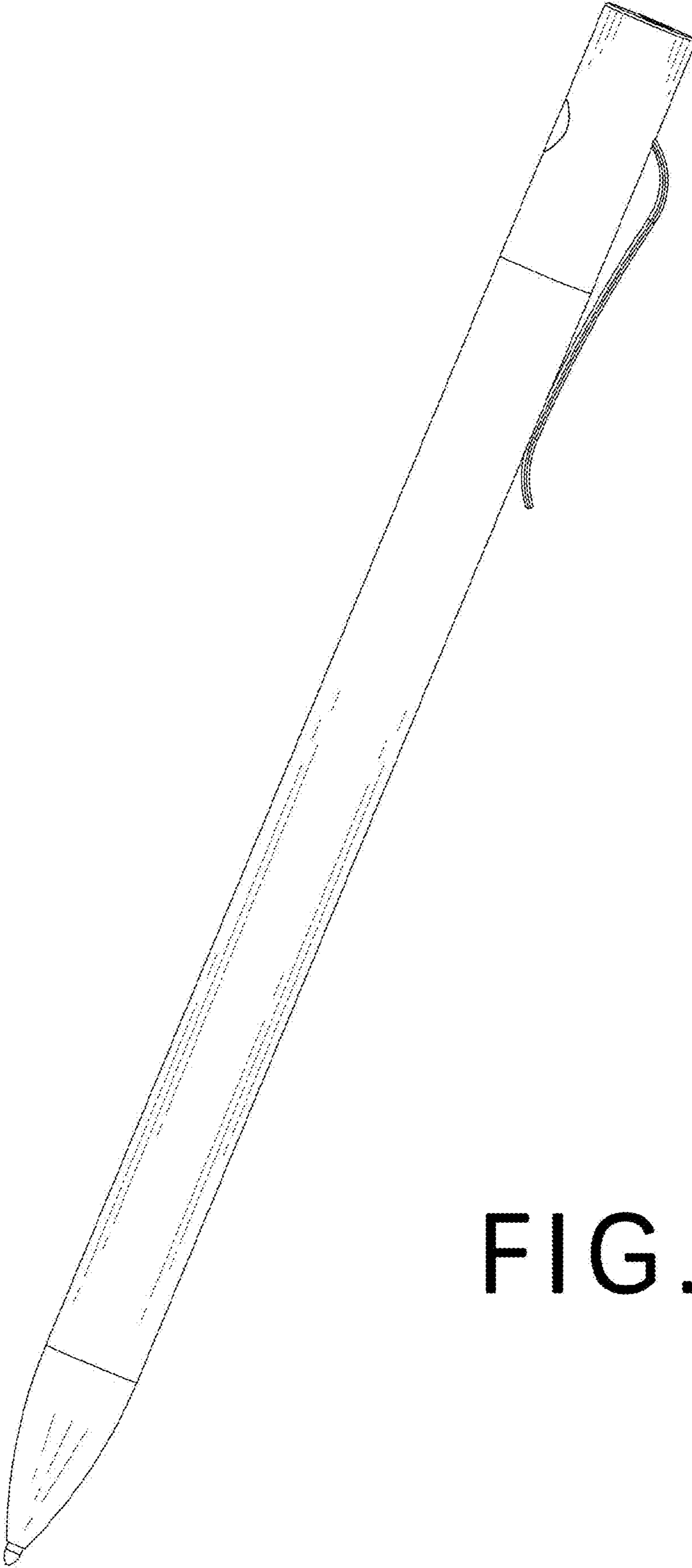


FIG. 1




FIG. 2




FIG. 3




FIG. 4




FIG. 5

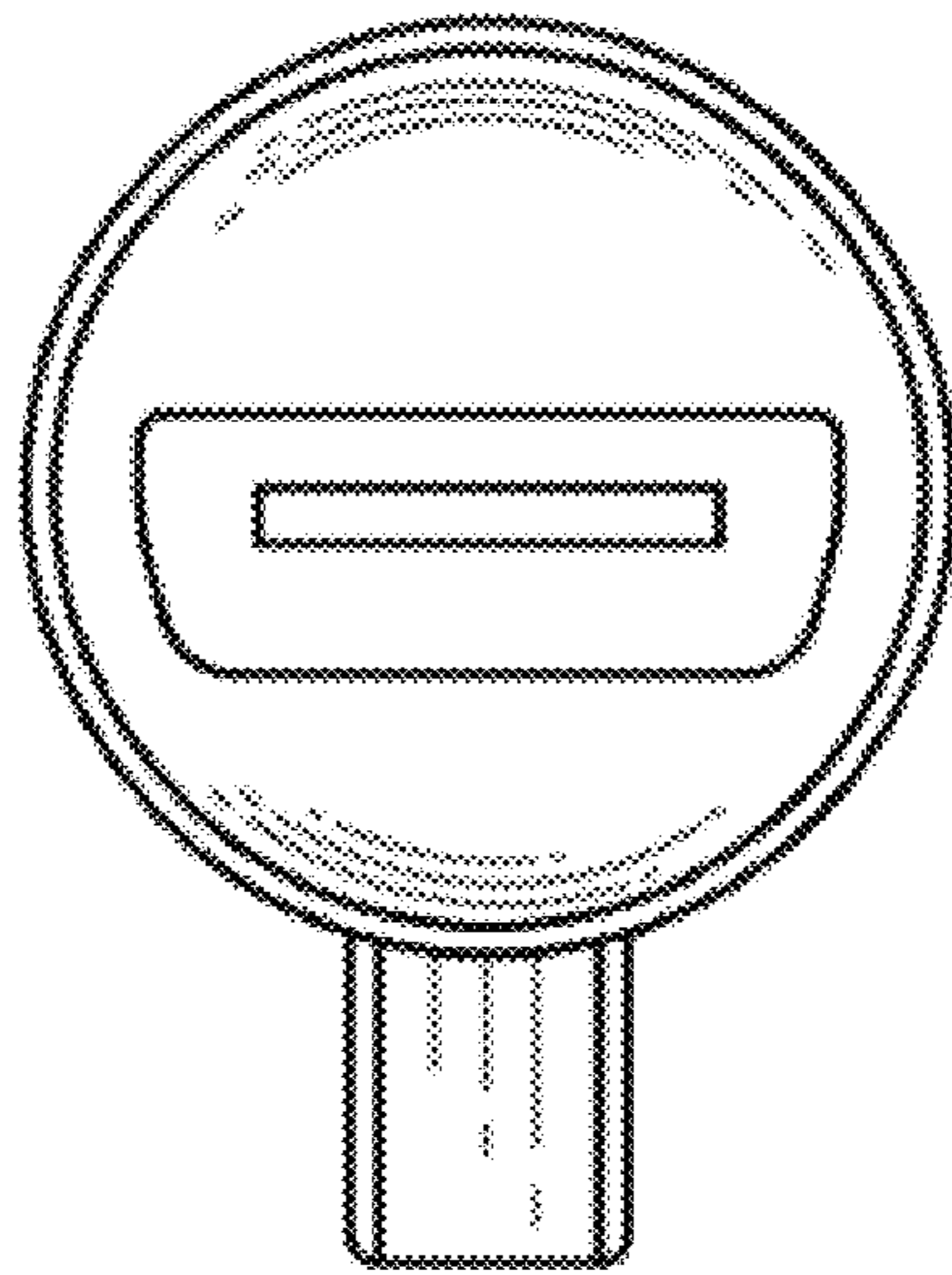


FIG. 6

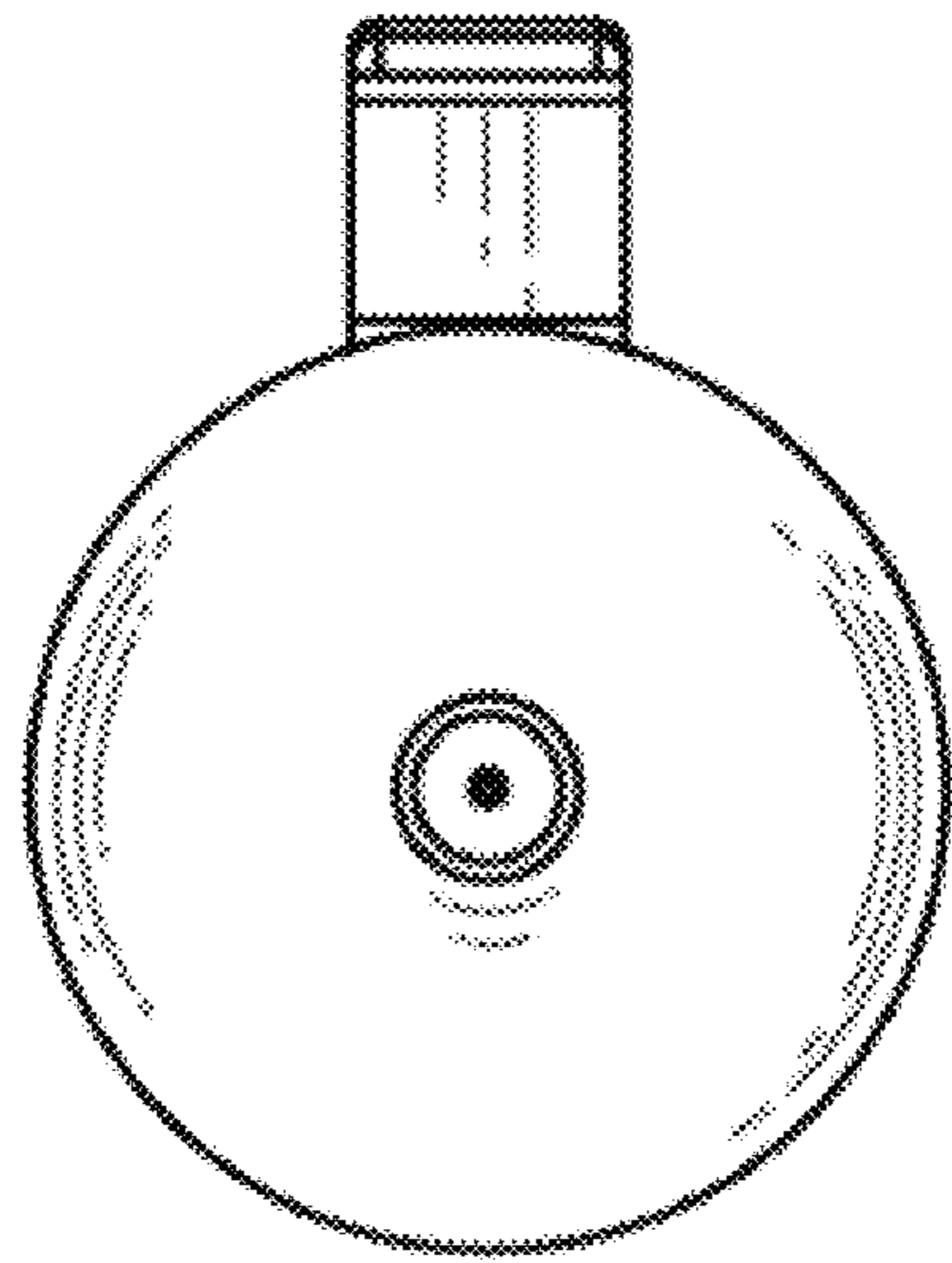


FIG. 7