



US00D936594S

(12) **United States Design Patent** (10) **Patent No.:** **US D936,594 S**  
**Salas et al.** (45) **Date of Patent:** **\*\* \*Nov. 23, 2021**

(54) **ELECTRICAL OUTLET** D545,272 S \* 6/2007 Zhang ..... D13/139.3  
D551,625 S \* 9/2007 Loftus ..... D13/139.3  
(71) Applicant: **EATON CORPORATION**, Cleveland, OH (US) D558,676 S \* 1/2008 Fort ..... D13/139.3  
(Continued)

(72) Inventors: **Luis F. Salas**, Fayetteville, GA (US);  
**Oscar L. Neundorfer**, Senoia, GA (US); **Saivaraprasad Murahari**,  
Peachtree City, GA (US)

(73) Assignee: **EATON INTELLIGENT POWER LIMITED**, Dublin (IE)

(\* ) Notice: This patent is subject to a terminal disclaimer.

(\*\*) Term: **15 Years**

(21) Appl. No.: **29/726,258**

(22) Filed: **Mar. 2, 2020**

**OTHER PUBLICATIONS**

“Radiant 15A . . . ” reference dated Jun. 17, 2021 found by RMS on the internet at: [https://www.legrand.us/wiring-devices/outlets-and-receptacles/residential-receptacles/radiant-15a-tamper-resistant-ultra-fast-usb-type-c-c-outlet/p/r26usbcc6w.\\*](https://www.legrand.us/wiring-devices/outlets-and-receptacles/residential-receptacles/radiant-15a-tamper-resistant-ultra-fast-usb-type-c-c-outlet/p/r26usbcc6w.*)

(Continued)

*Primary Examiner* — Rhea Shields

(74) *Attorney, Agent, or Firm* — Eckert Seamans Cherin & Mellott, LLC

(57) **CLAIM**

The ornamental design for an electrical outlet, as shown and described.

**DESCRIPTION**

FIG. 1 is a left perspective view of the electrical outlet, showing our new design;  
FIG. 2 is an enlarged view, as shown in FIG. 1, thereof;  
FIG. 3 is a right perspective view thereof;  
FIG. 4 is an enlarged view, as shown in FIG. 3, thereof;  
FIG. 5 is a front elevation view thereof;  
FIG. 6 is an enlarged view, as shown in FIG. 5, thereof;  
FIG. 7 is a left side elevation view thereof;  
FIG. 8 is a right side elevation view thereof;  
FIG. 9 is a rear elevation view thereof;  
FIG. 10 is a top plan view thereof; and,  
FIG. 11 is a bottom plan view thereof.

In the drawings, the dot-dash lines are for the purpose of illustrating the boundaries of the claim and form no part of the claimed design. The short-dashed lines are for the purpose of illustrating portions of the electrical outlet that form no part of the claimed design. The longer dashed lines in FIGS. 1, 3, and 5 are boundaries for the enlarged views and form no part of the claimed design.

**1 Claim, 11 Drawing Sheets**

**Related U.S. Application Data**

(63) Continuation of application No. 29/547,561, filed on Dec. 4, 2015, now abandoned.

(51) **LOC (13) Cl.** ..... **13-03**

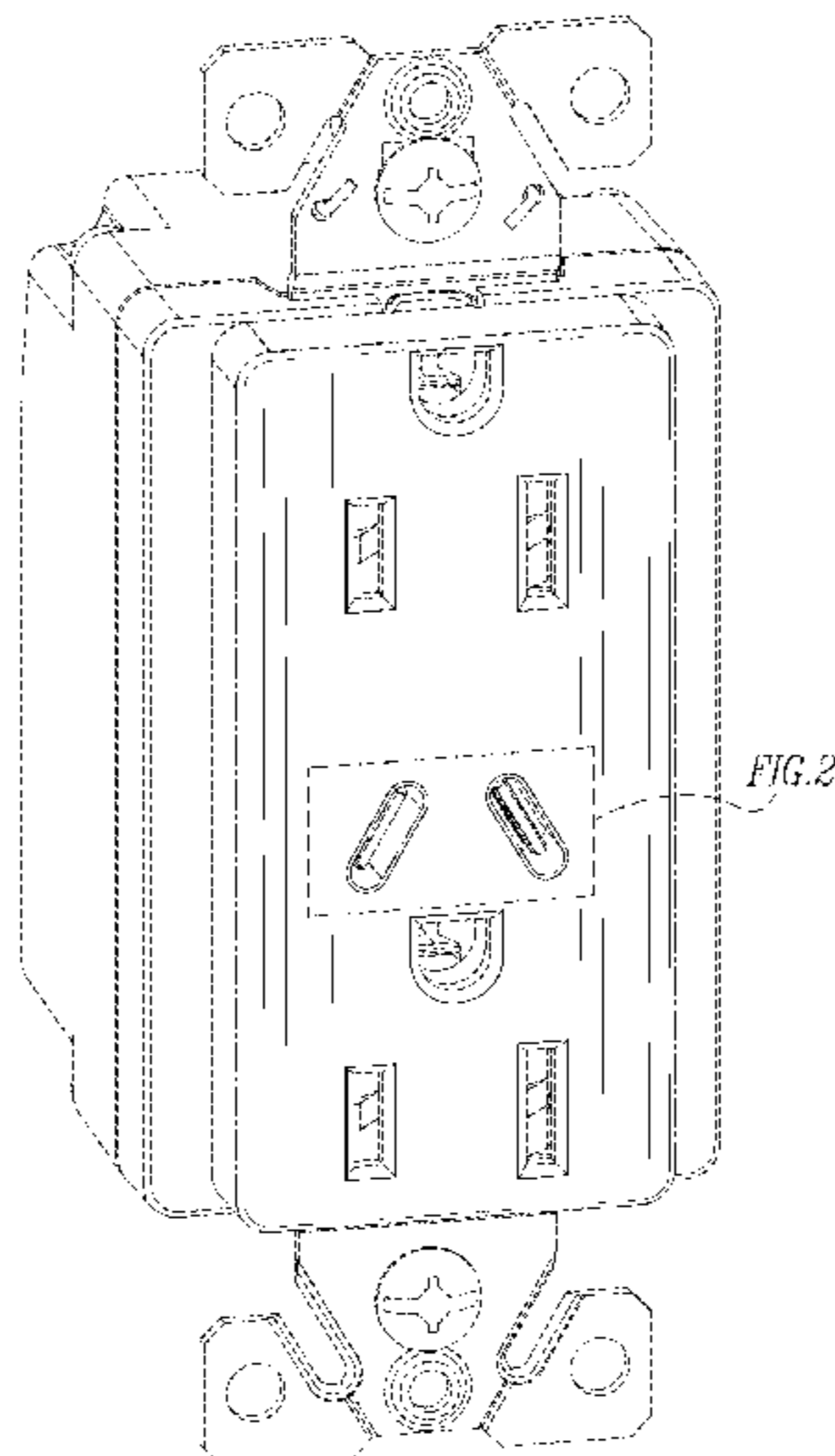
(52) **U.S. Cl.**  
USPC ..... **D13/139.3**

(58) **Field of Classification Search**  
USPC ... D13/139.1–139.8, 137.1–137.2, 152, 133;  
D10/114.1; D14/240  
CPC ..... H01R 27/02  
See application file for complete search history.

(56) **References Cited**

**U.S. PATENT DOCUMENTS**

D269,431 S \* 6/1983 Doyle ..... D13/139.3  
D419,531 S \* 1/2000 Keung ..... D13/139.3  
D509,214 S \* 9/2005 Chung ..... D14/240  
D512,377 S \* 12/2005 Fort ..... D13/139.3  
D515,448 S \* 2/2006 Nelson ..... D10/114.1  
D542,223 S \* 5/2007 Bazayev ..... D13/139.3



(56)

**References Cited**

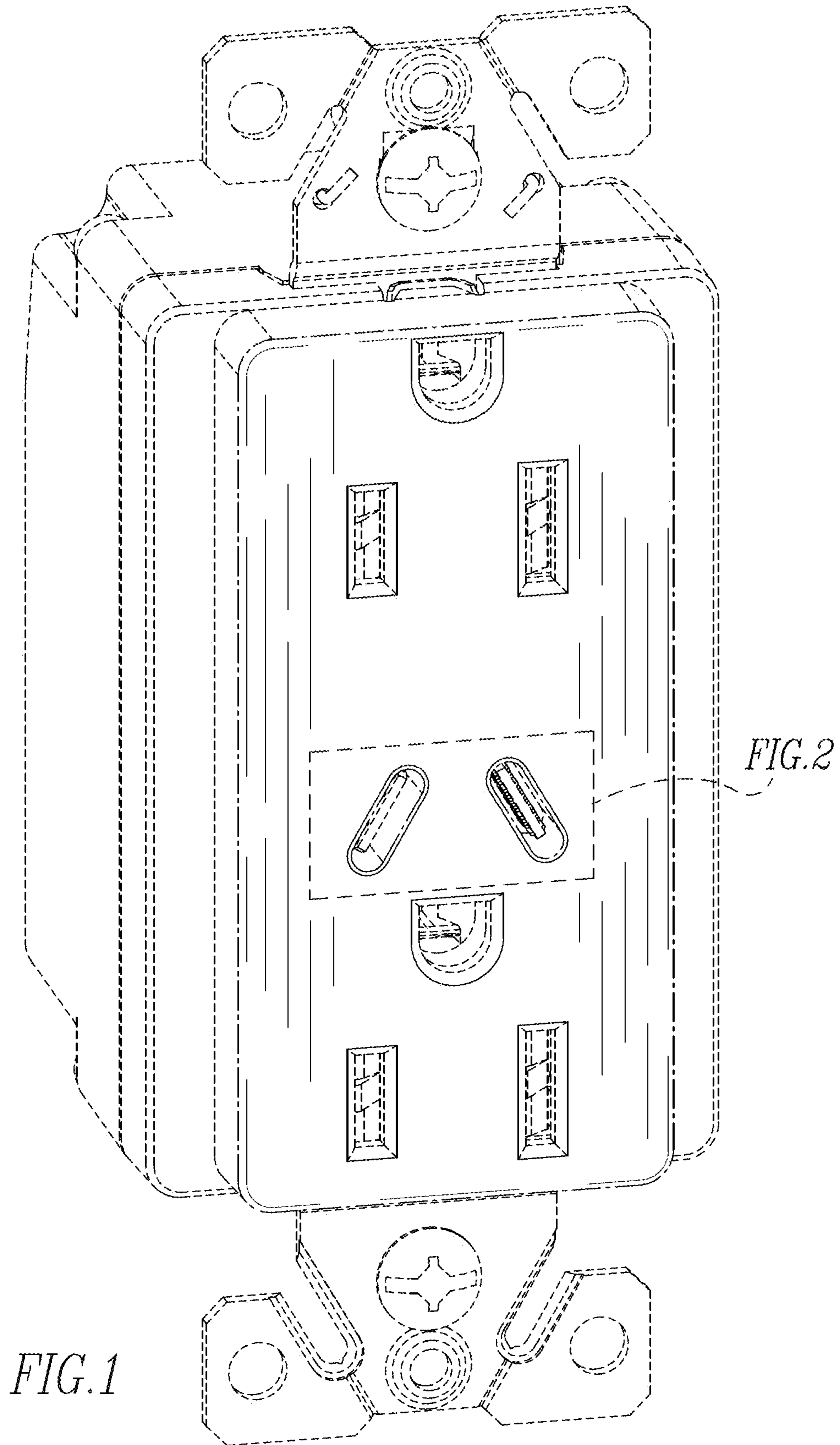
## U.S. PATENT DOCUMENTS

D587,203 S \* 2/2009 Dennes ..... D13/133  
D623,595 S \* 9/2010 Ruffner ..... D13/139.1  
D662,885 S \* 7/2012 Hoffman ..... D13/139.1  
D678,840 S \* 3/2013 DeCosta ..... D13/137.1  
D686,577 S \* 7/2013 Flagello ..... D13/152  
D710,804 S \* 8/2014 Duffy ..... D13/139.3  
D715,225 S \* 10/2014 Mininger ..... D13/139.4  
D719,511 S \* 12/2014 Dodal ..... D13/139.1  
D719,512 S \* 12/2014 Roy ..... D13/139.6  
D720,295 S \* 12/2014 Dodal ..... D13/139.1  
D731,432 S \* 6/2015 Murphy ..... D13/139.1  
D744,952 S \* 12/2015 Ni ..... D13/139.3  
D813,818 S \* 3/2018 Ni ..... D13/137.2  
D814,420 S \* 4/2018 Chen ..... D13/137.2  
D817,885 S \* 5/2018 Salas ..... D13/137.2  
D820,211 S \* 6/2018 Salas ..... D13/137.2  
10,193,285 B1 \* 1/2019 Satyanarayanan ..... H01R 27/02  
D853,333 S \* 7/2019 Salas ..... D13/139.3  
D870,046 S \* 12/2019 Salas ..... D13/139.3  
D870,047 S \* 12/2019 Salas ..... D13/139.3  
D870,671 S \* 12/2019 Salas ..... D13/139.3  
D873,775 S \* 1/2020 Salas ..... D13/139.3  
D909,309 S \* 2/2021 Pan ..... D13/139.1

## OTHER PUBLICATIONS

“Leviton . . .” reference dated Jun. 17, 2021 found by RMS on the internet at: <https://www.amazon.com/Leviton-T5635-W-Delivery-Charger-Tamper-Resistant/dp/B07PTWG5DV>.\*

\* cited by examiner



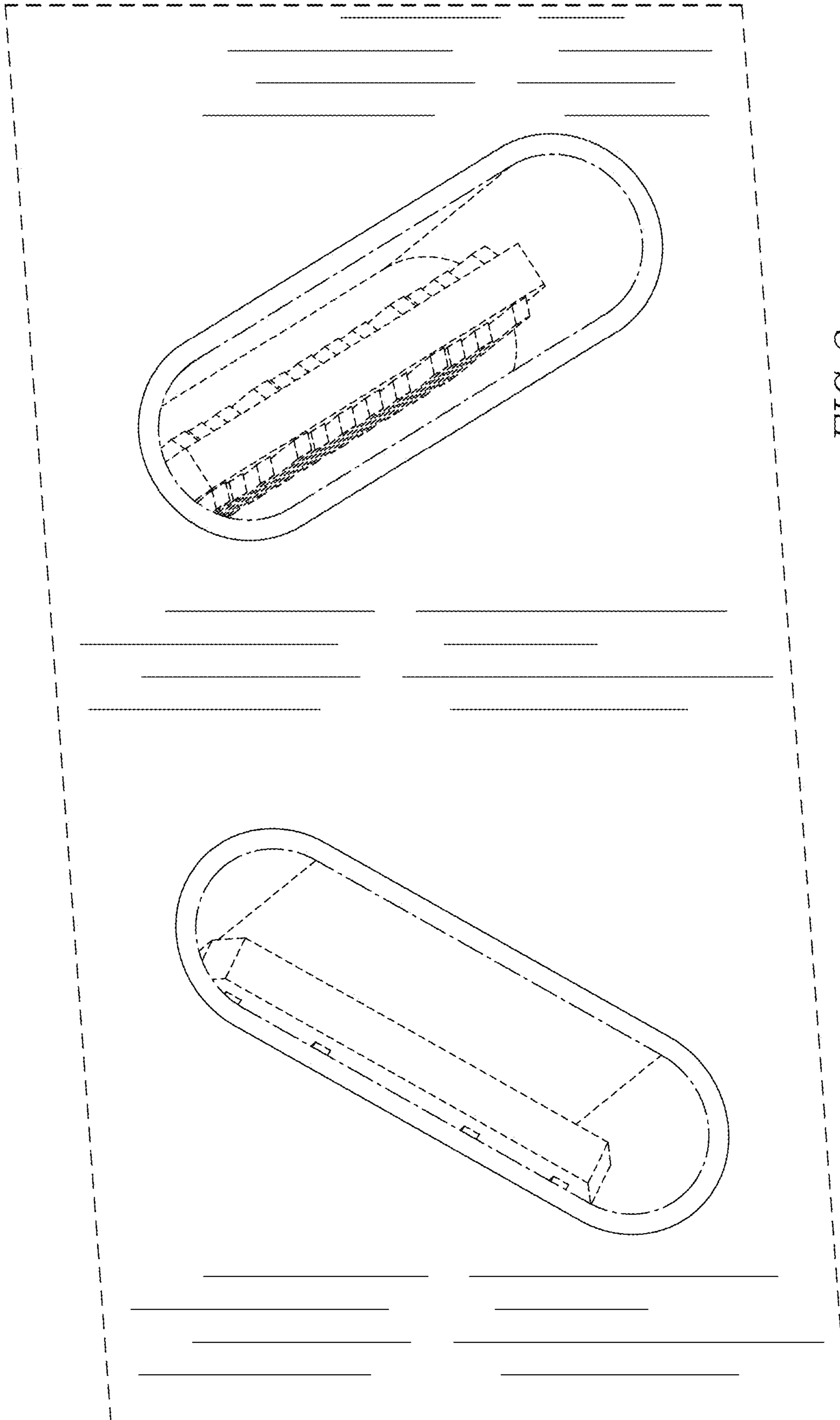
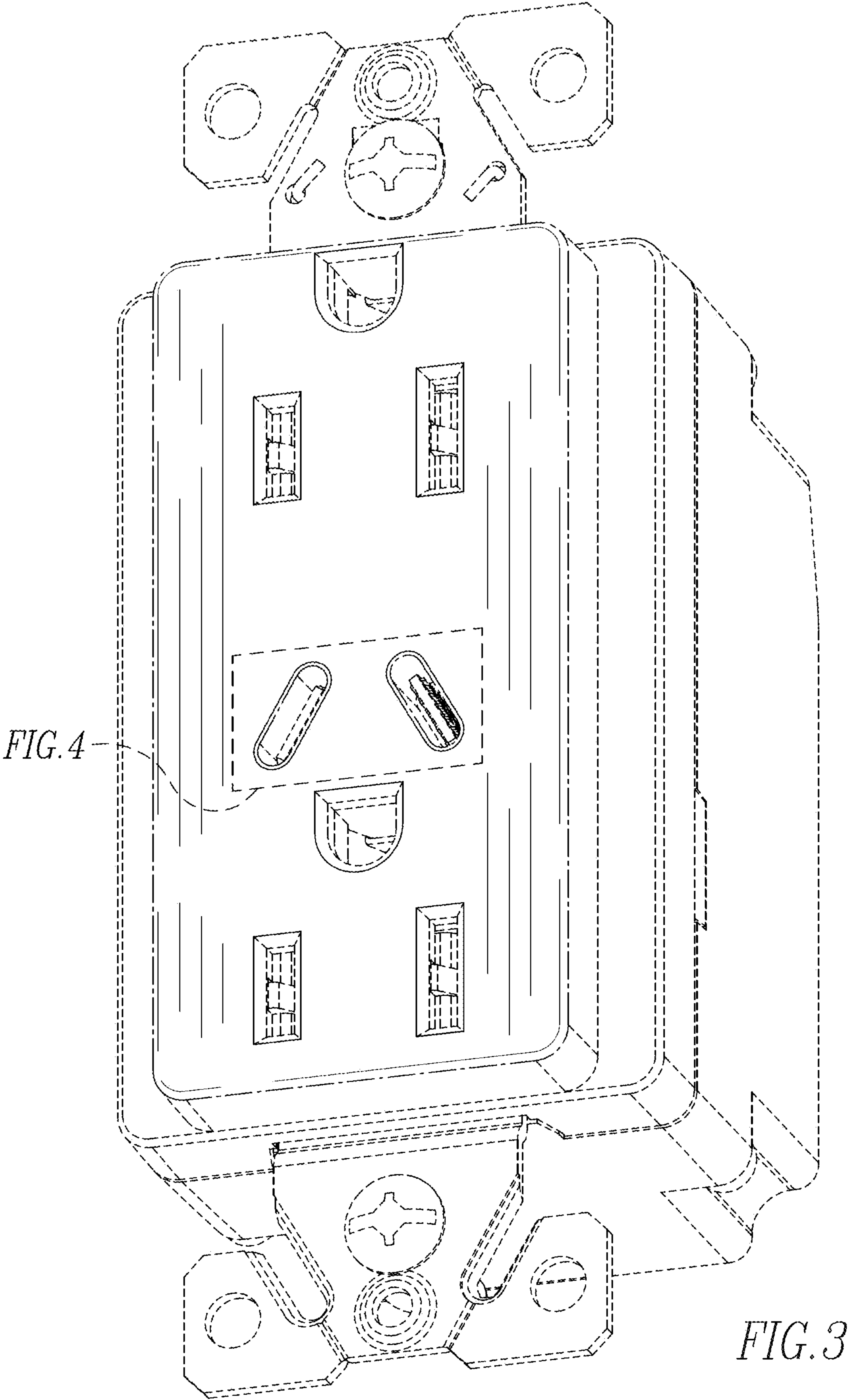


FIG. 2



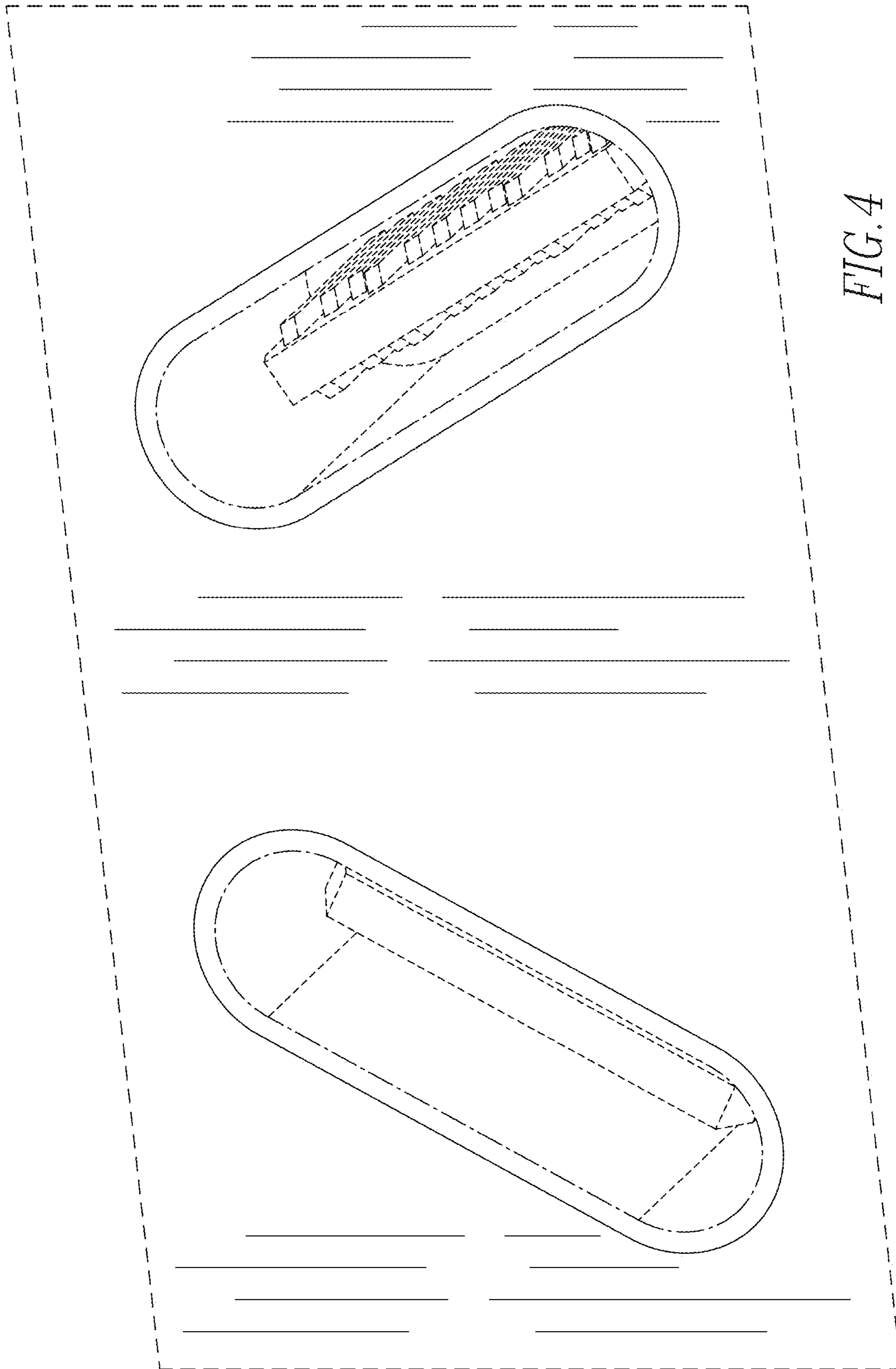
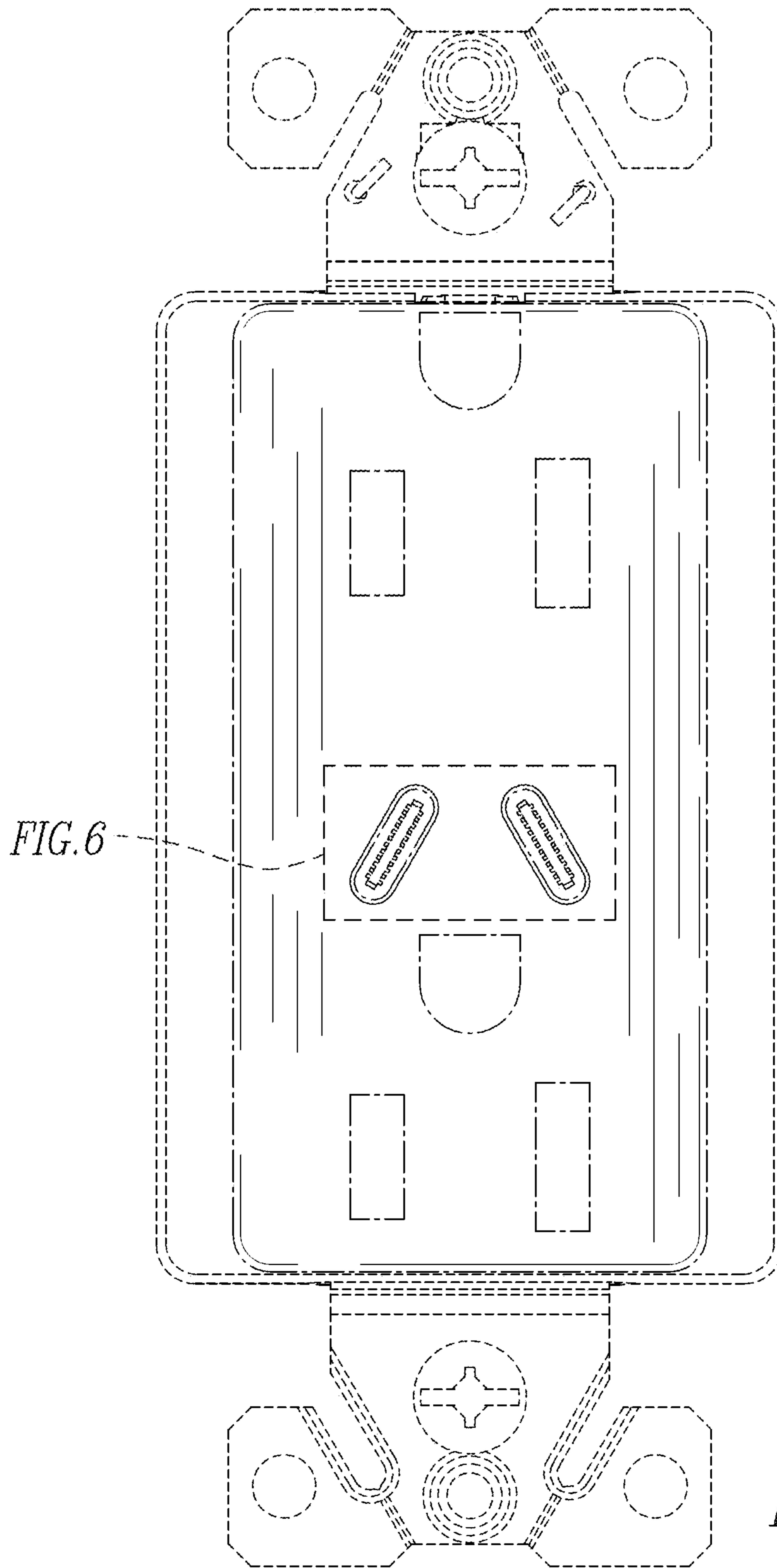


FIG. 4



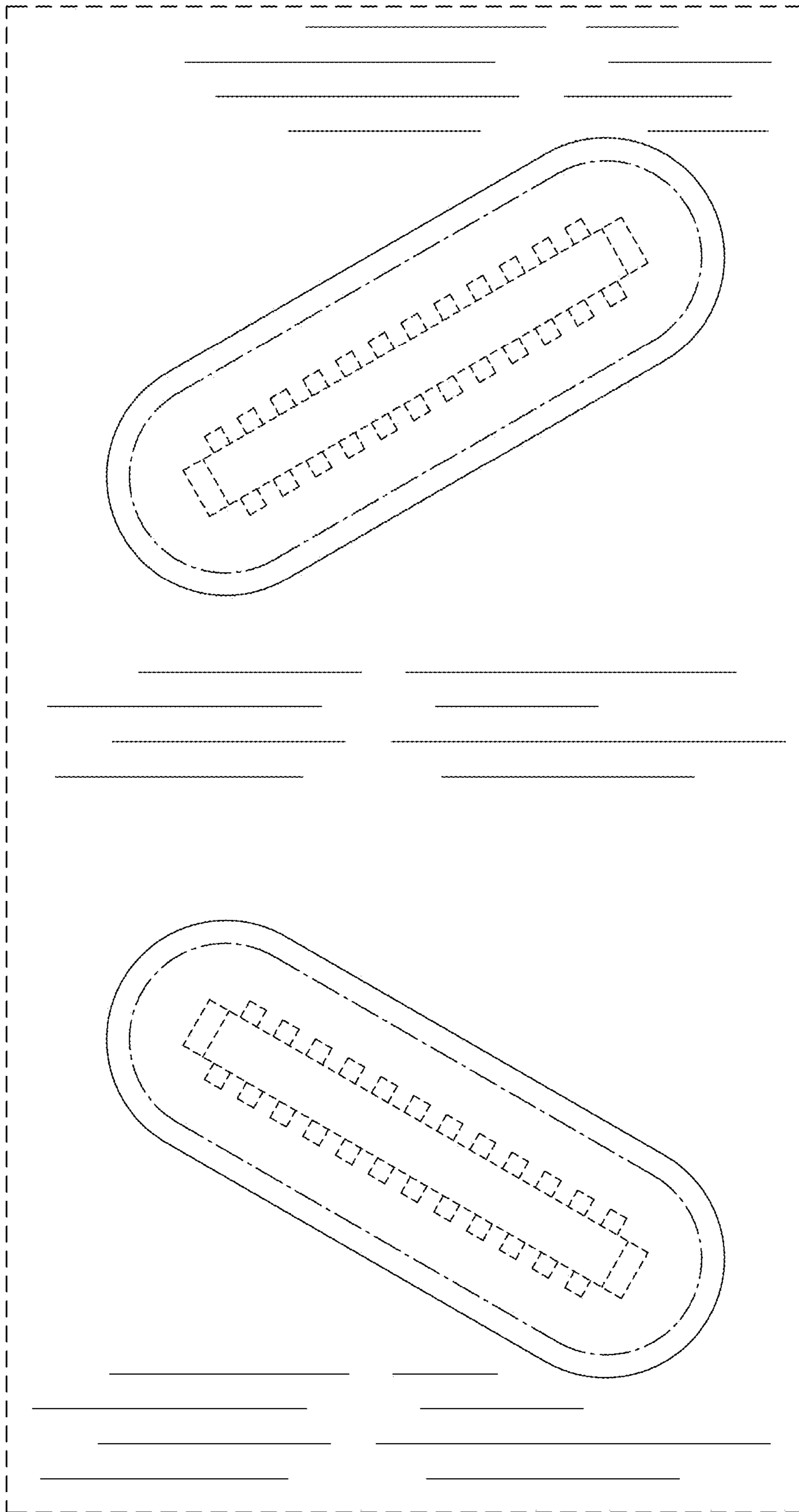


FIG. 6






FIG. 7

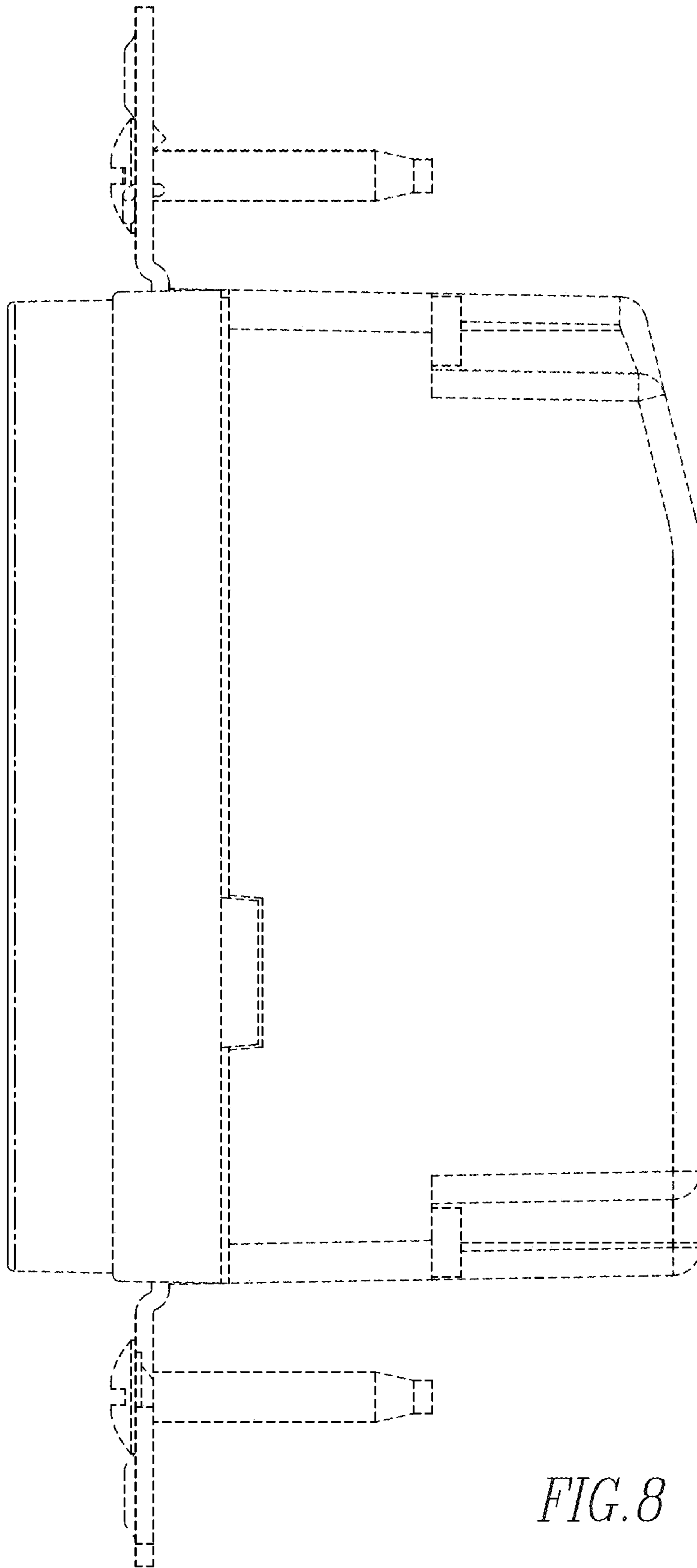


FIG. 8




FIG. 9

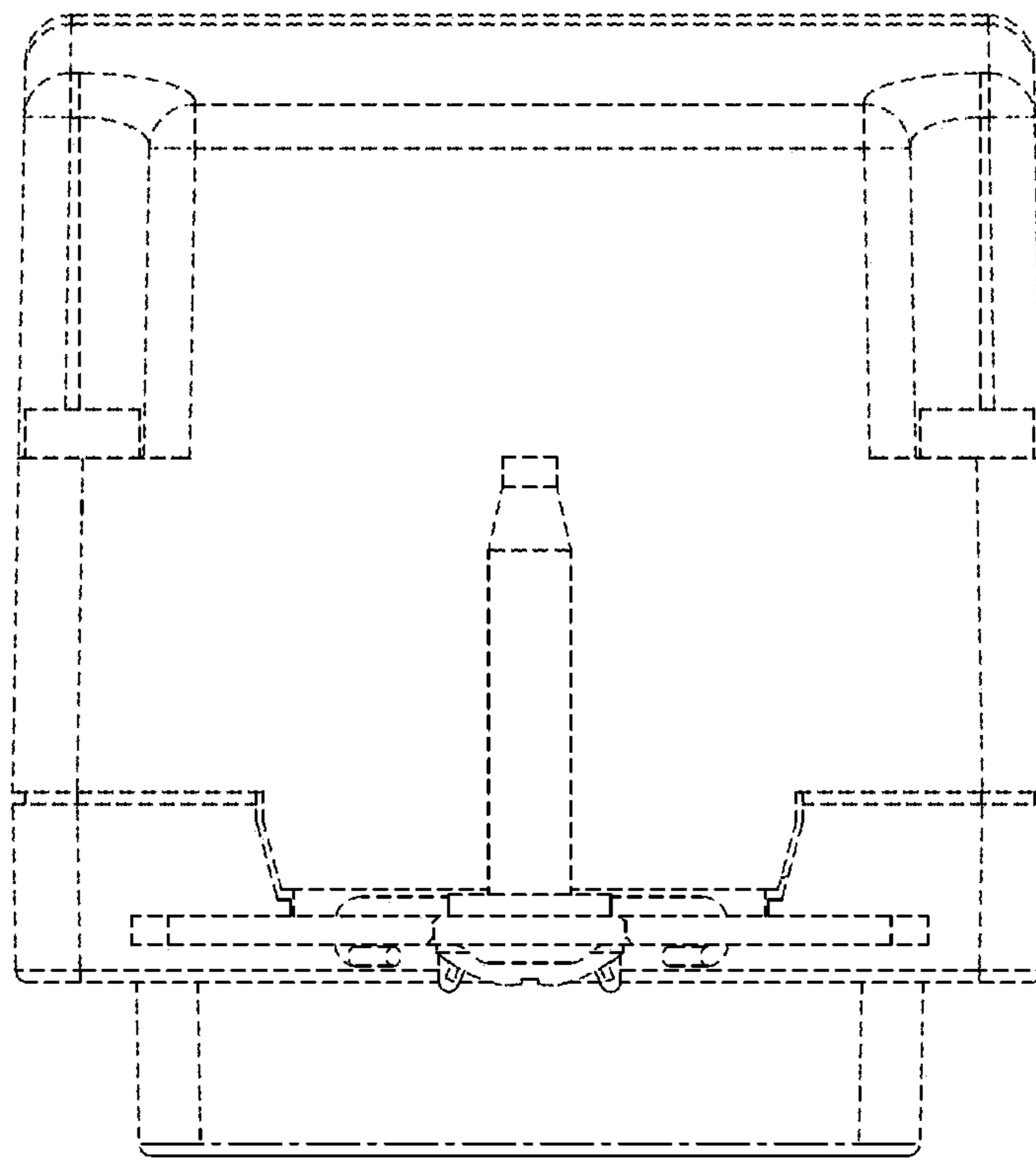
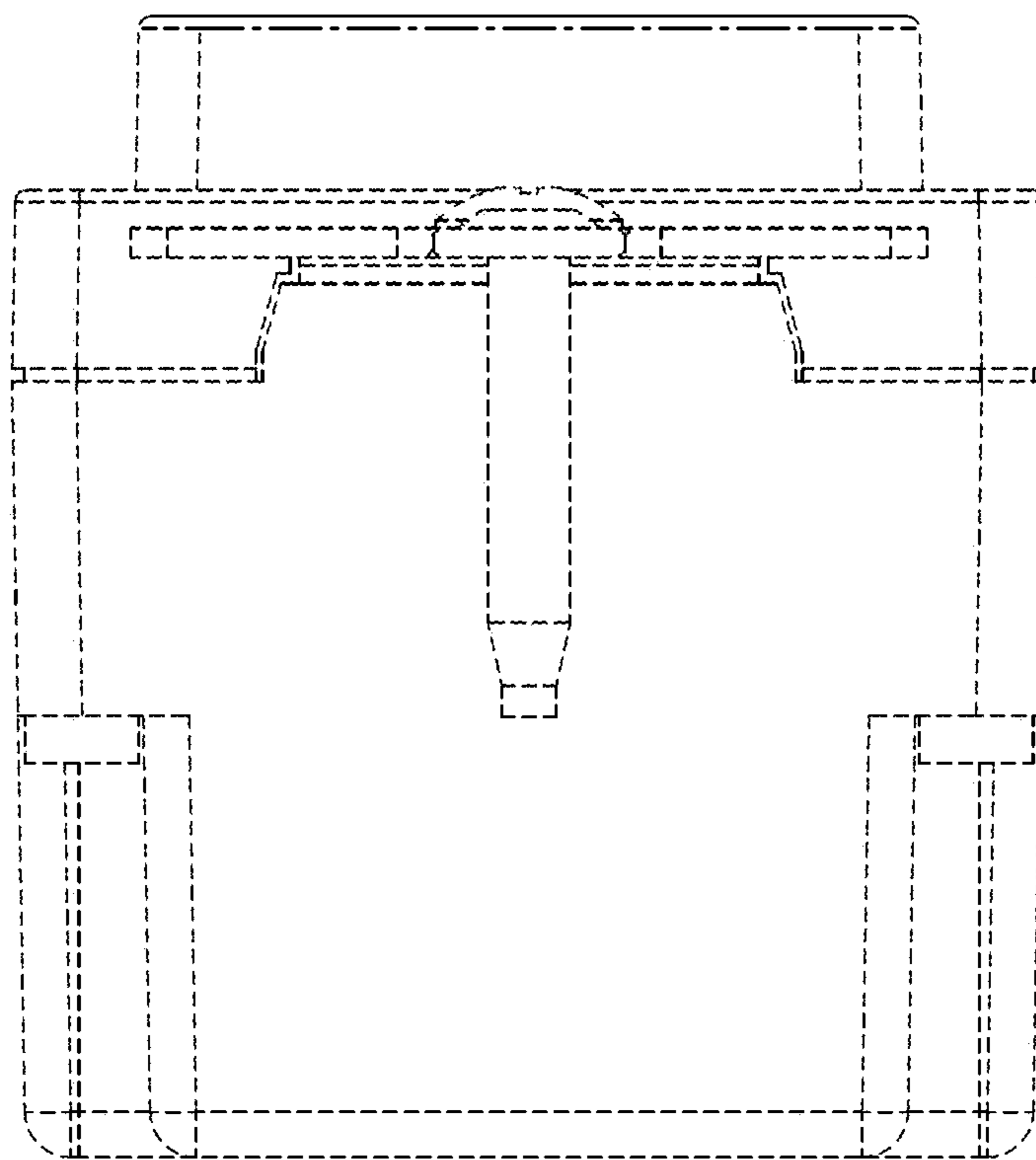


FIG. 10



*FIG. 11*