



US00D936566S

(12) **United States Design Patent**
Liang

(10) **Patent No.:** **US D936,566 S**

(45) **Date of Patent:** **** Nov. 23, 2021**

(54) **SOLAR LIGHT CONTROLLER**

(71) Applicant: **Zhiqian Liang**, Foshan (CN)

(72) Inventor: **Zhiqian Liang**, Foshan (CN)

(**) Term: **15 Years**

(21) Appl. No.: **29/766,392**

(22) Filed: **Jan. 15, 2021**

(51) **LOC (13) Cl.** **13-02**

(52) **U.S. Cl.**
USPC **D13/102**

(58) **Field of Classification Search**
USPC D13/102, 101, 103, 107, 108, 184, 199;
D26/63, 67, 68, 71, 72; D8/840
CPC H01L 31/00; H01L 31/18; H01L 31/042;
H01L 31/045; H01L 31/048; H01L
31/052; H01L 31/054; H01L 31/0475;
H01L 31/0485; H01M 10/052; H01M
10/465; H02S 30/10; H02S 30/20; H02S
10/40; H02S 40/42; Y02E 10/50; Y02E
10/52; Y10S 136/291; Y10S 136/293;
H02J 7/355; G06F 1/1628; F21S 8/006;
F21S 8/081; F21S 8/083; F21S 8/088;
F21V 17/06

See application file for complete search history.

(56) **References Cited**

U.S. PATENT DOCUMENTS

D309,789 S * 8/1990 Luce D26/68
D311,722 S * 10/1990 Cheng D13/102

D324,432 S * 3/1992 Frost D26/67
D391,921 S * 3/1998 Zimmer D13/102
D397,470 S * 8/1998 Bassford D10/104.1
D618,166 S * 6/2010 Sanoner D13/102
7,988,320 B2 * 8/2011 Brumels F21S 9/035
362/192
D656,652 S * 3/2012 Rosenlof D26/71
D837,437 S 1/2019 Liu
D841,219 S 2/2019 Chen
D897,588 S 9/2020 Liu

* cited by examiner

Primary Examiner — Derrick E Holland

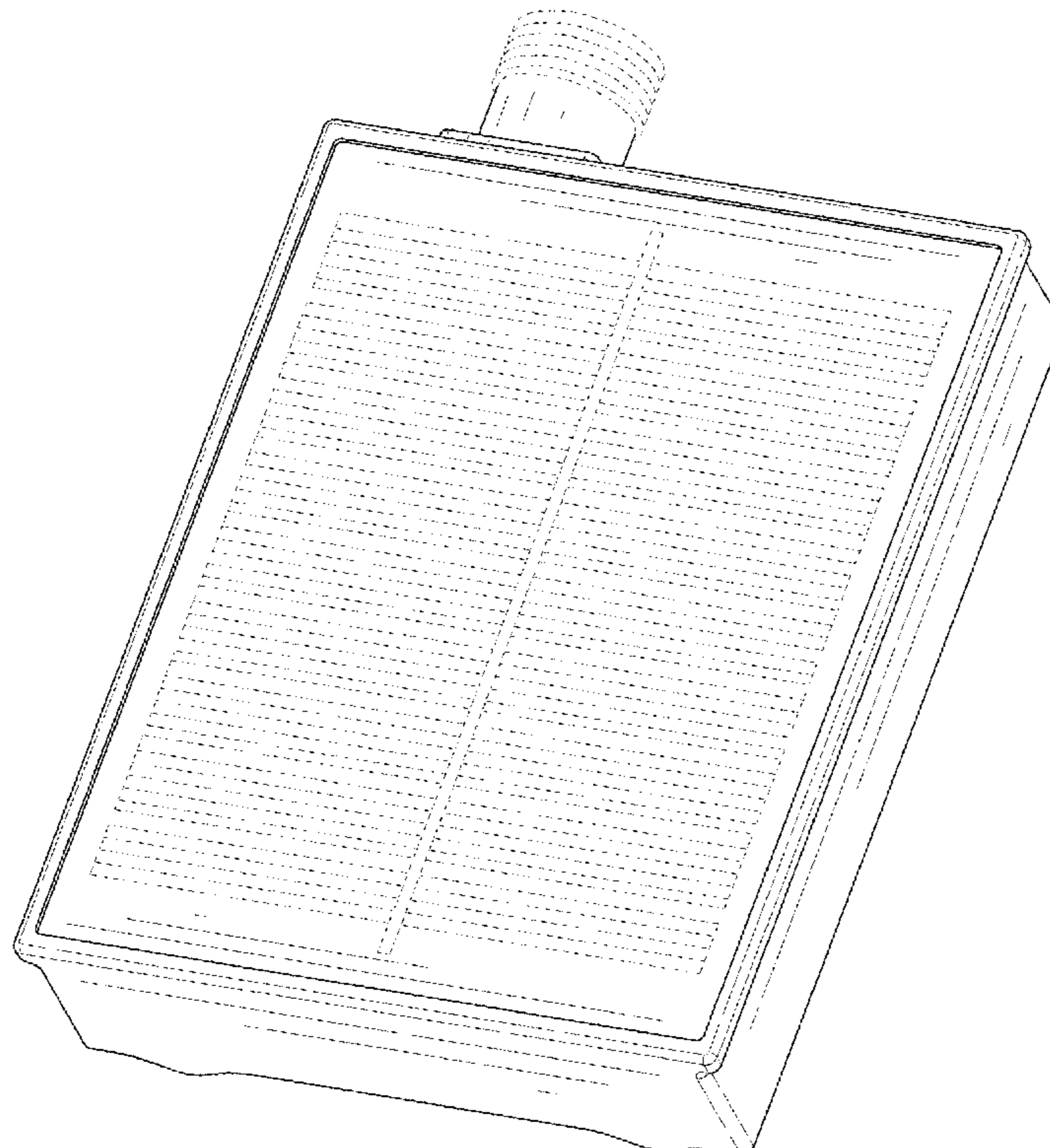
(57) **CLAIM**

The ornamental design for a solar light controller, as shown and described.

DESCRIPTION

FIG. 1 is a first perspective view of a solar light controller showing my new design;
FIG. 2 is a second perspective view thereof;
FIG. 3 is a front view thereof;
FIG. 4 is a back view thereof;
FIG. 5 is a left side view thereof;
FIG. 6 is a right side view thereof;
FIG. 7 is a top view thereof; and,
FIG. 8 is a bottom view thereof.
The broken lines shown in the drawings depict portions of the solar light controller in which the design is embodied that form no part of the claimed design.

1 Claim, 8 Drawing Sheets



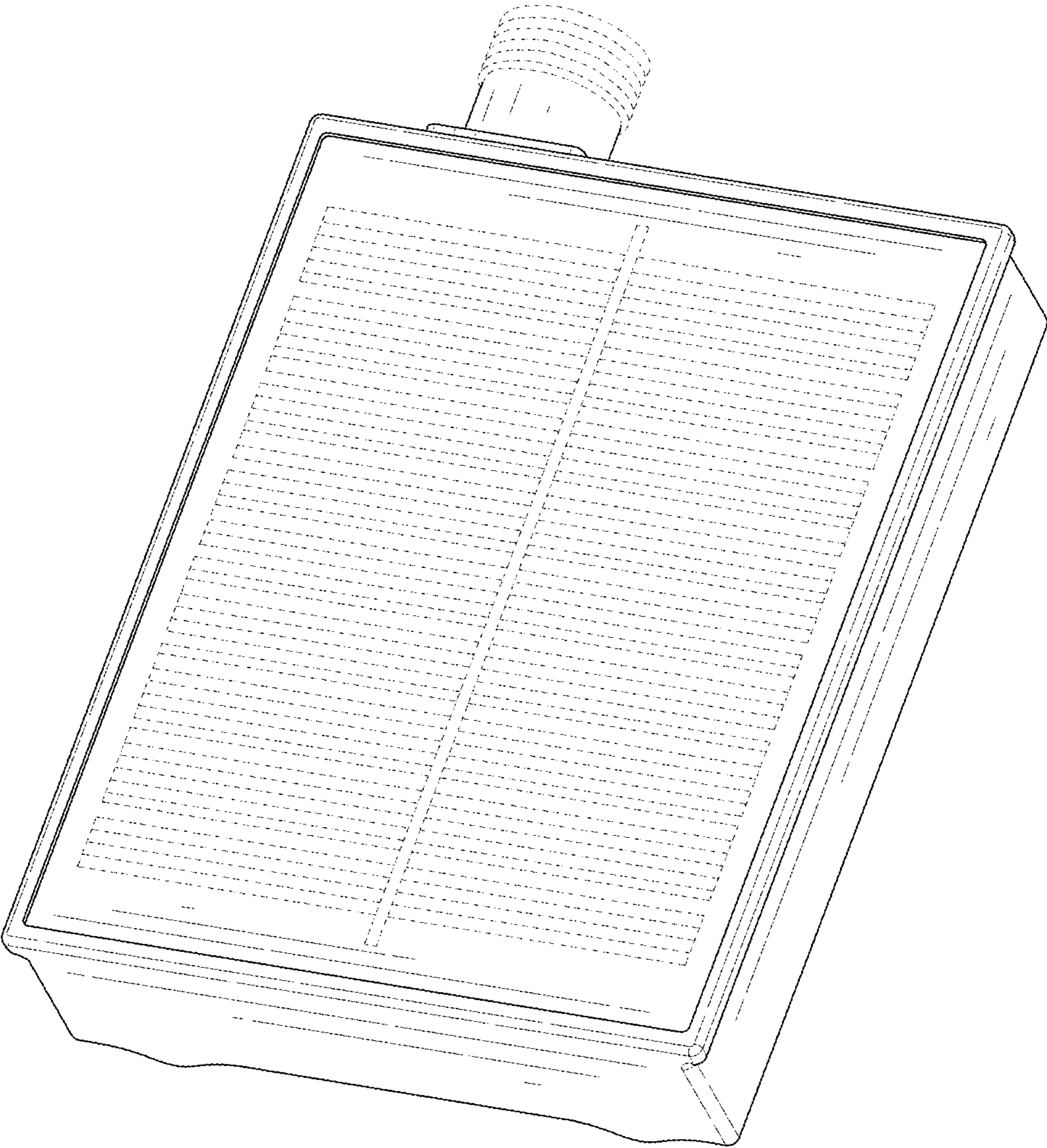


FIG. 1

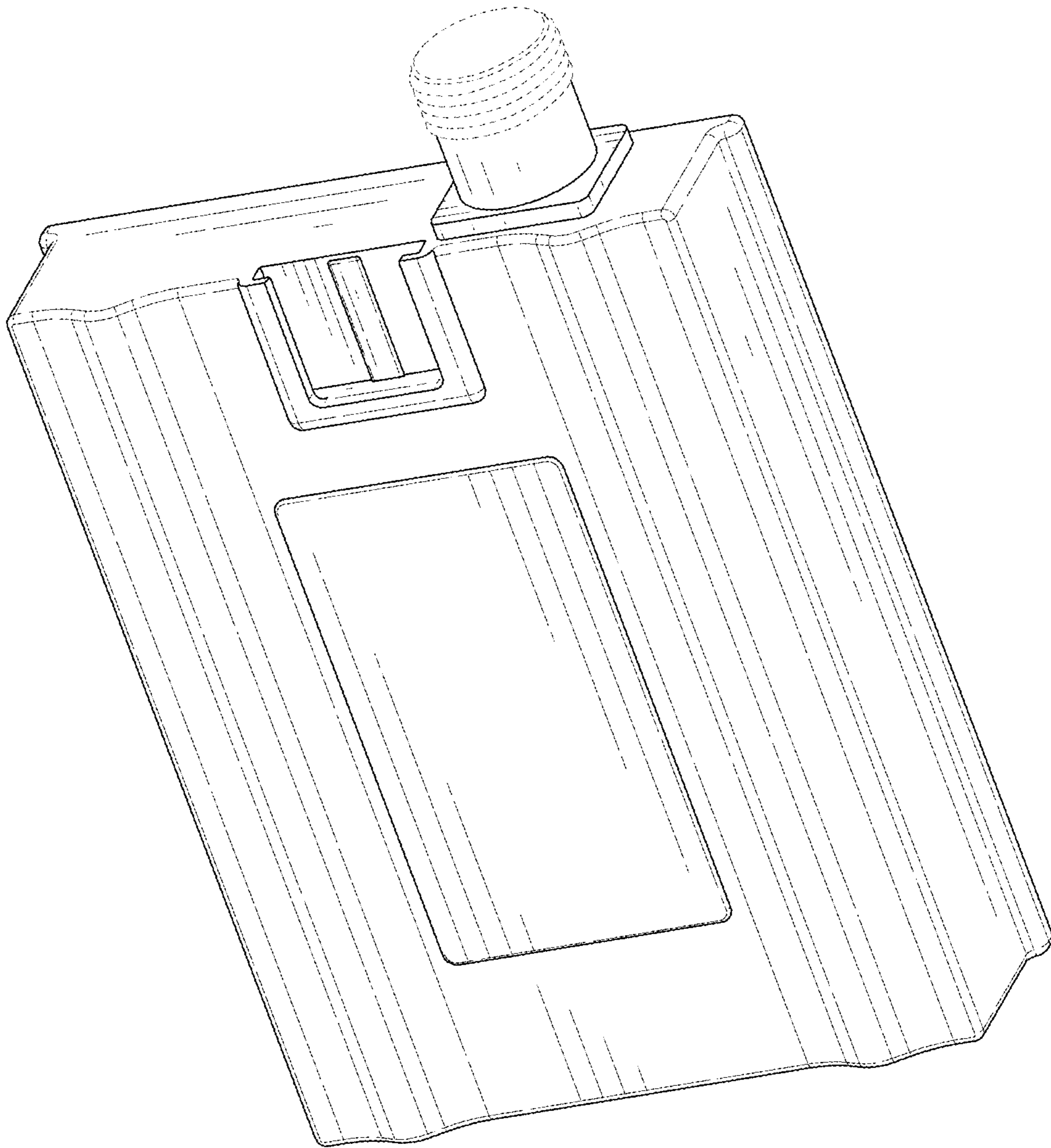


FIG. 2




FIG. 3

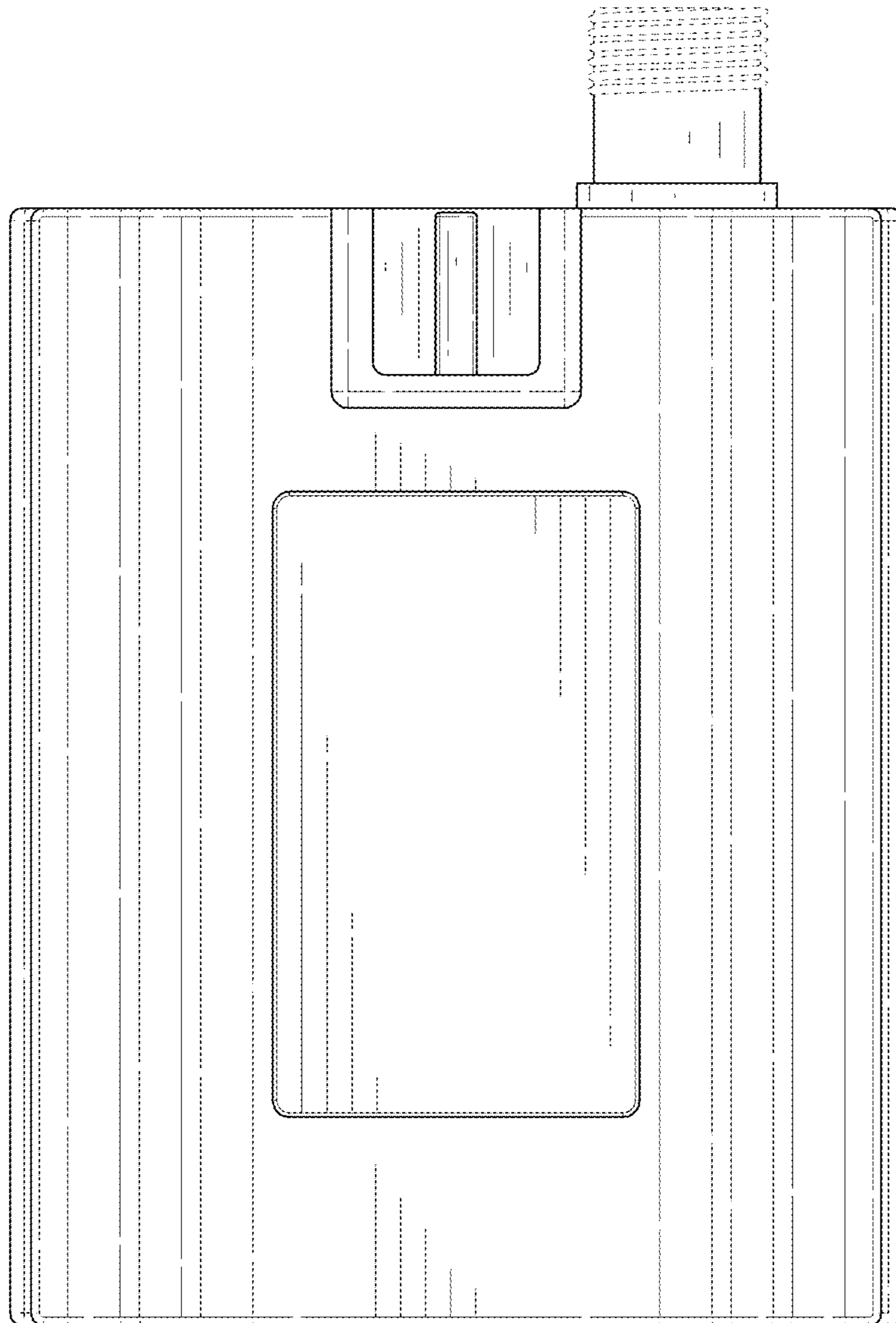


FIG. 4

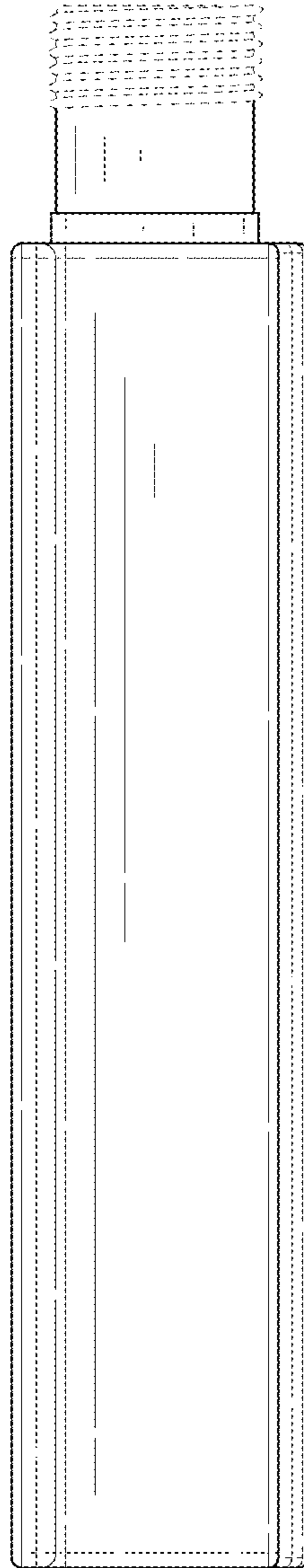


FIG. 5




FIG. 6

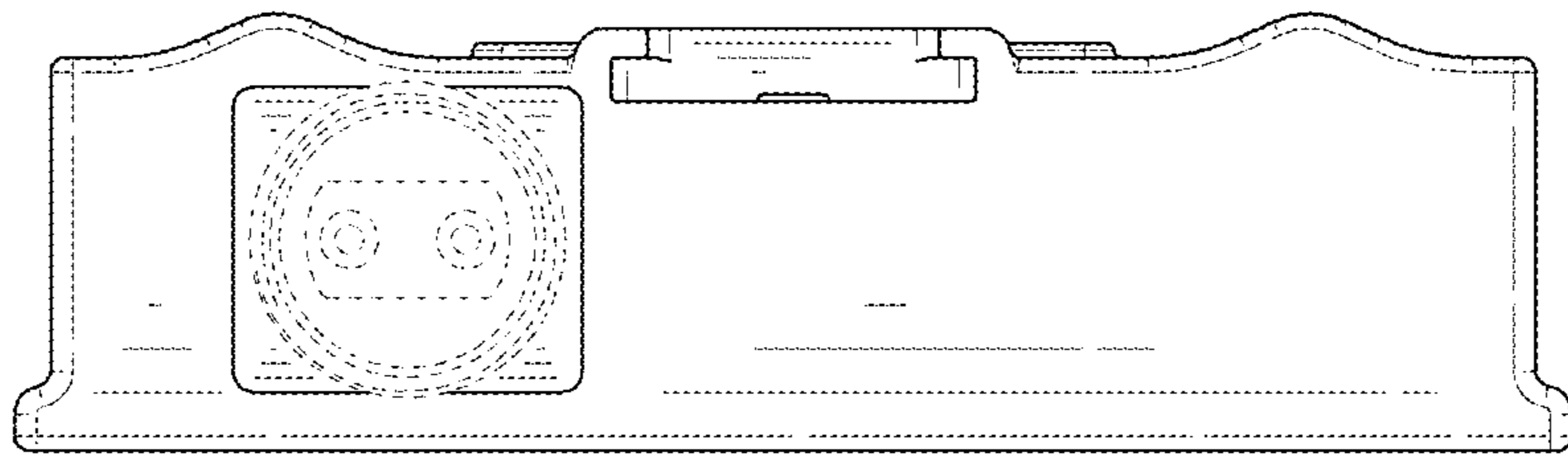


FIG. 7

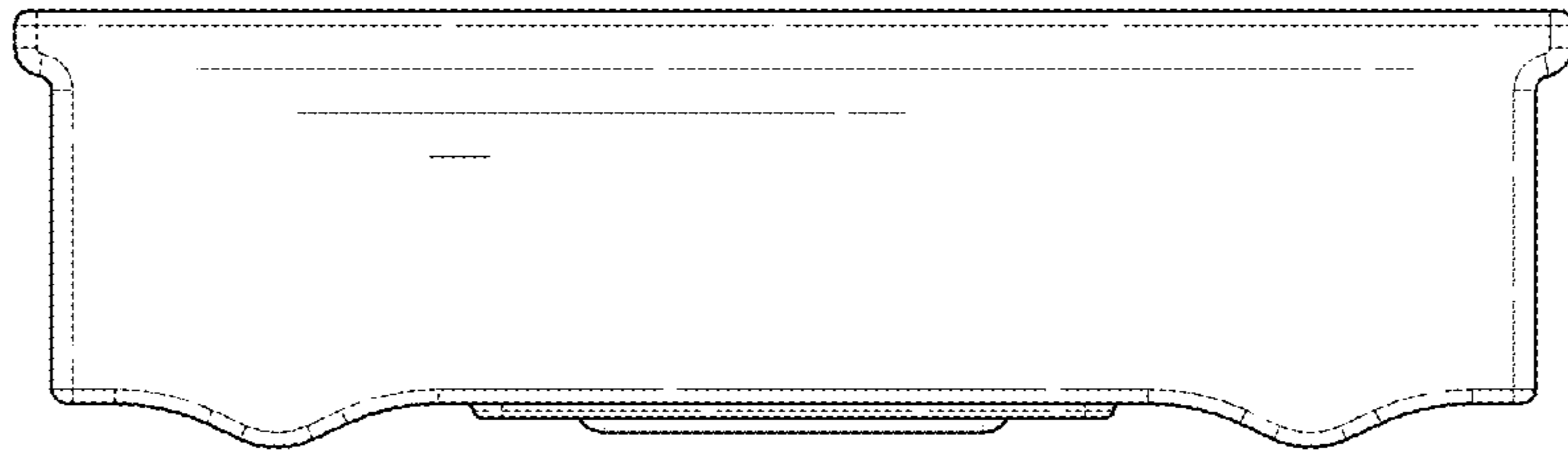


FIG. 8