

US00D936555S

(12) **United States Design Patent** (10) **Patent No.:** **US D936,555 S**
Braun (45) **Date of Patent:** **** Nov. 23, 2021**

(54) **VEHICLE WHEEL**
(71) Applicant: **Rivian IP Holdings, LLC**, Plymouth, MI (US)
(72) Inventor: **Matthew Braun**, Livonia, MI (US)
(73) Assignee: **Rivian IP Holdings, LLC**, Plymouth, MI (US)
(**) Term: **15 Years**
(21) Appl. No.: **29/752,063**
(22) Filed: **Sep. 24, 2020**
(51) **LOC (13) Cl.** **12-16**
(52) **U.S. Cl.**
USPC **D12/209**
(58) **Field of Classification Search**
USPC D12/204–213; D21/563
CPC B60B 7/00; B60B 7/02; B60B 7/04; B60B 7/01; B60B 7/06; B60B 3/02; B60B 3/04; B60B 3/06; B60B 3/10; B60B 1/00; B60B 1/10; B60B 1/08; B60B 1/12
See application file for complete search history.

(56) **References Cited**

U.S. PATENT DOCUMENTS

D491,873 S * 6/2004 Markefka D12/211
D512,007 S * 11/2005 Sze D12/209
D539,205 S * 3/2007 Hosoi D12/211
D560,585 S * 1/2008 Blasi D12/209
D572,651 S * 7/2008 Schweizer D12/211
D593,018 S * 5/2009 Juergens D12/209
D617,710 S * 6/2010 Ectors D12/209
D620,865 S * 8/2010 Park D12/209
D680,483 S * 4/2013 Zhao D12/209

D732,453 S * 6/2015 Gallert D12/211
D756,876 S * 5/2016 Rueckheim D12/209
D784,890 S * 4/2017 Giolito D12/209
D791,036 S * 7/2017 Owens D12/209
D803,135 S * 11/2017 Bucher D12/209
D810,646 S * 2/2018 Heizmann D12/209
D853,298 S * 7/2019 Li D12/209
D858,408 S * 9/2019 Kikuchi D12/209
D872,672 S * 1/2020 Grewer D12/209
D879,001 S * 3/2020 Lee D12/209
D881,774 S * 4/2020 Shen D12/209
D883,169 S * 5/2020 Liu D12/209
D883,172 S * 5/2020 Goodrich D12/209
D892,020 S * 8/2020 Grewer D12/209
D894,811 S * 9/2020 Valencia Pollex D12/209
D895,509 S * 9/2020 Han D12/209
D899,994 S * 10/2020 Melikian D12/209
D916,644 S * 4/2021 Goodrich D12/209
D919,542 S * 5/2021 Piaskowski D12/209
D922,297 S * 6/2021 Qin D12/209

* cited by examiner

Primary Examiner — Stacia A Cadmus
(74) *Attorney, Agent, or Firm* — Haley Guiliano LLP


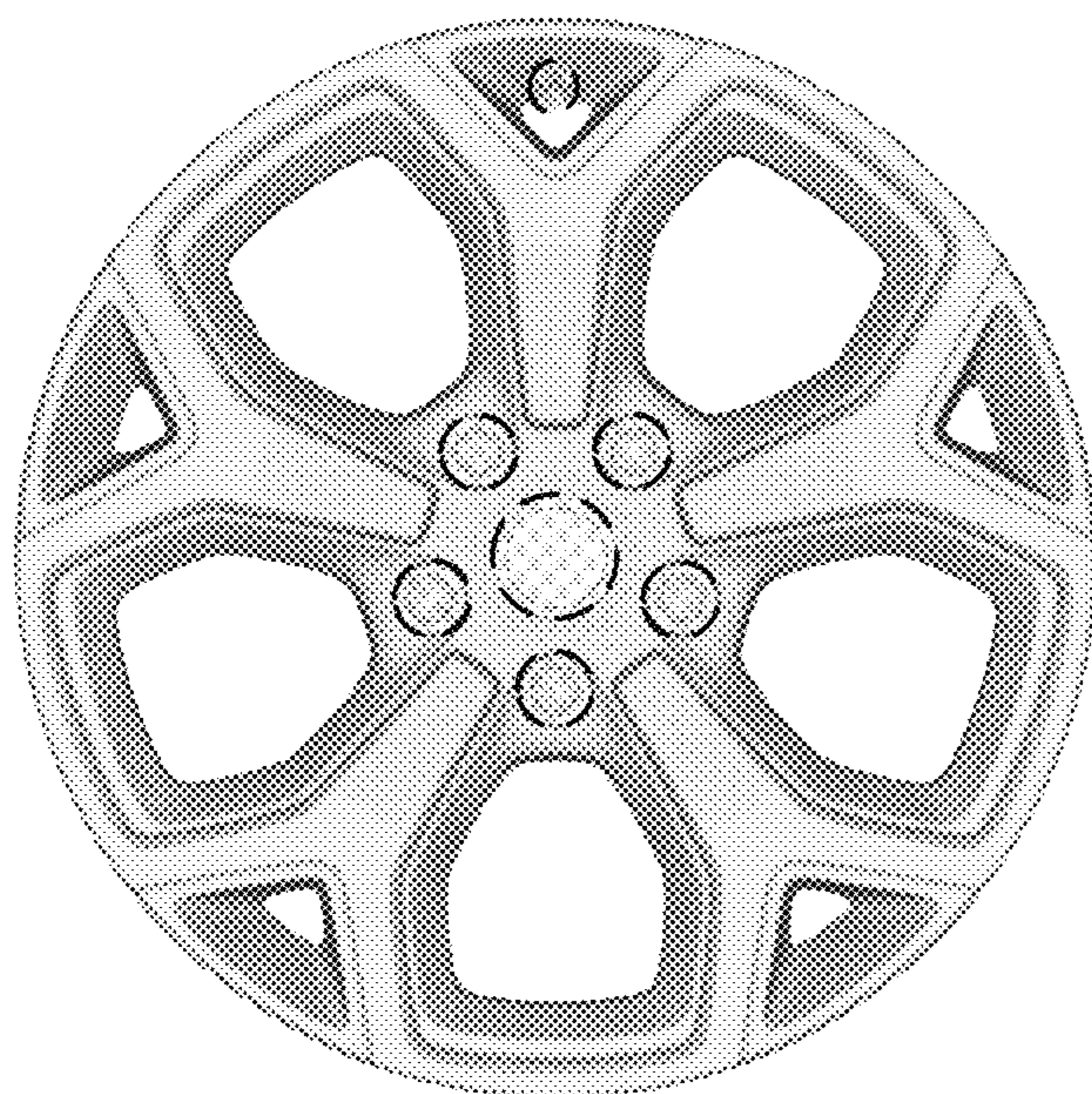
(57) **CLAIM**

The ornamental design for a vehicle wheel, as shown and described.

DESCRIPTION

FIG. 1 is a front elevational view of a vehicle wheel showing the claimed design; and, FIG. 2 is a front perspective view of the vehicle wheel. The dashed broken lines represent boundaries of the design; the dashed broken lines themselves and the areas within form no part of the claimed design.

1 Claim, 2 Drawing Sheets






FIG. 1



FIG. 2