



US00D936539S

(12) **United States Design Patent** (10) **Patent No.:** **US D936,539 S**
Papis (45) **Date of Patent:** **** Nov. 23, 2021**

(54) **SPOKED STEERING WHEEL HUB**

(71) Applicant: **Massimiliano Papis**, Charlotte, NC (US)

(72) Inventor: **Massimiliano Papis**, Charlotte, NC (US)

(**) Term: **15 Years**

(21) Appl. No.: **29/738,800**

(22) Filed: **Jun. 19, 2020**

(51) **LOC (13) Cl.** **12-16**

(52) **U.S. Cl.**
USPC **D12/177**

(58) **Field of Classification Search**
USPC D12/174, 175, 176, 177, 190, 192, 195, D12/223, 400; D14/414; D21/333, 561
CPC ... B60R 21/05; B60R 21/203; B60R 21/2037; B60R 21/215; B60R 21/2155; B60R 2021/21543; B62D 1/00; B62D 1/02; B62D 1/04; B62D 1/10; B62D 1/11; B62D 1/043; B62D 1/046; B62D 1/06; B62D 1/065; B60Q 1/0082
See application file for complete search history.

(56) **References Cited**

U.S. PATENT DOCUMENTS

873,190	A *	12/1907	Upton	B62D 1/04
					74/552
4,161,892	A *	7/1979	Conterno	B62D 1/04
					74/552
D298,526	S *	11/1988	Green	D12/175
D409,538	S *	5/1999	Isetani	D12/176
6,546,829	B1 *	4/2003	Despreaux	B62D 1/06
					74/552
D522,516	S *	6/2006	Hussaini	D14/414
D568,409	S *	5/2008	Ikeda	D14/414

(Continued)

FOREIGN PATENT DOCUMENTS

DE	1912534	A1 *	10/1969	B62D 1/06
GB	1121429	A *	7/1968	B62D 1/06

OTHER PUBLICATIONS

NRG, Published date unavailable [online], [retrieved on Jul. 19, 2021]. Retrieved from the Internet: <https://drivenrg.com/collections/steering-wheels/products/nrg-rst-024d-mb-r-y> (Year: 2021).*

Primary Examiner — Christian P. McLean
Assistant Examiner — Adam C Mager
(74) *Attorney, Agent, or Firm* — Schwartz Law Firm, P.C.

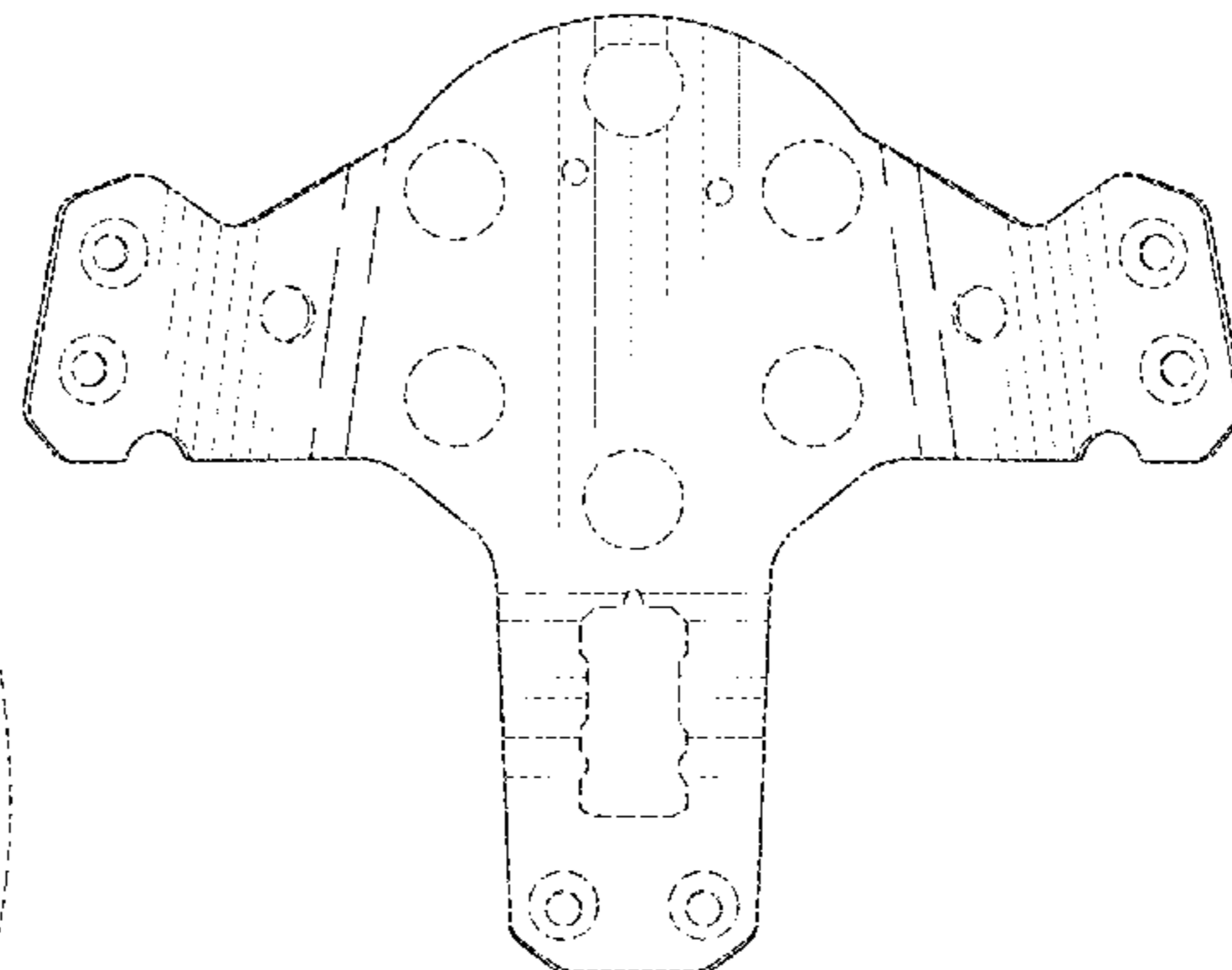
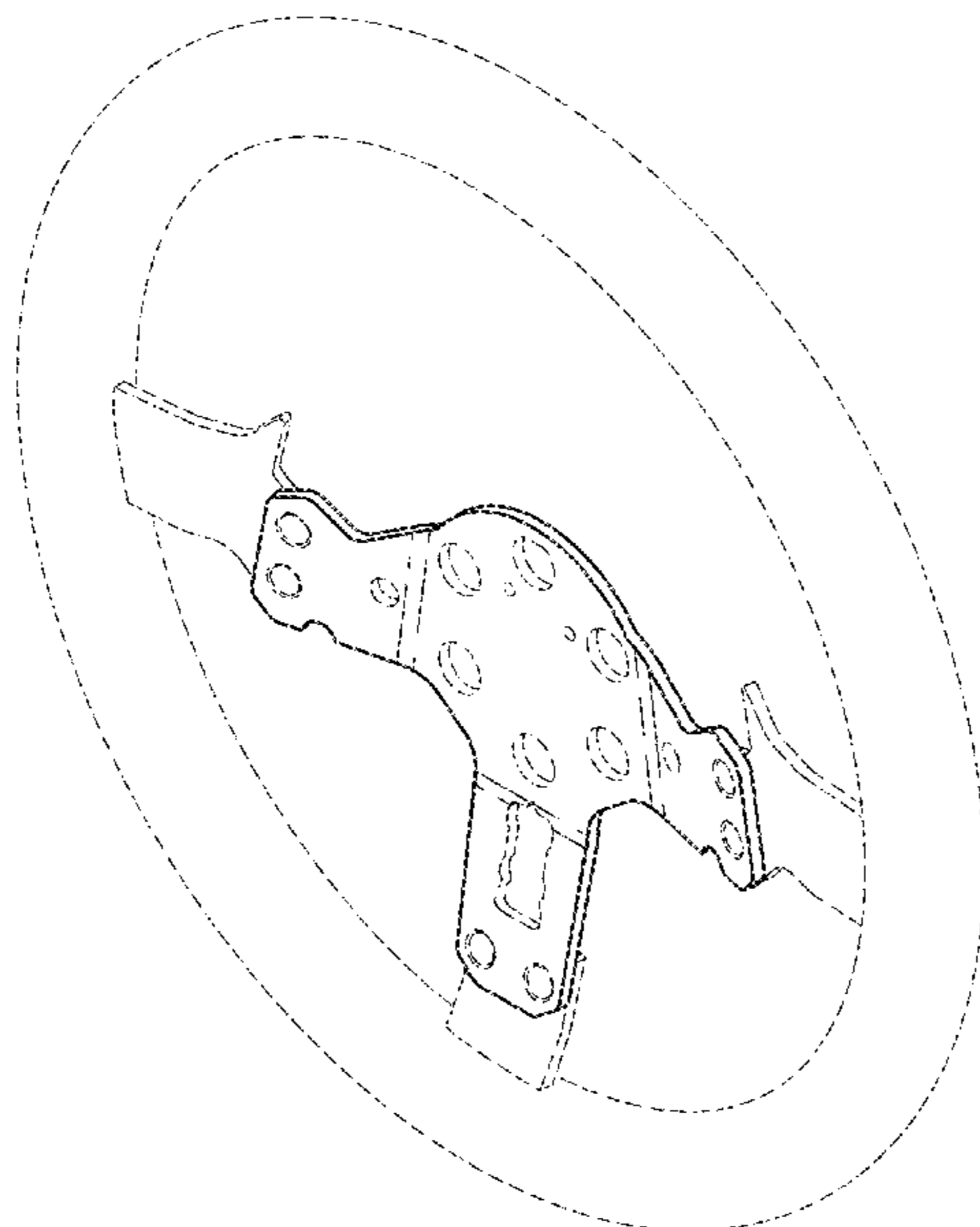
(57) **CLAIM**

I claim the ornamental design for a spoked steering wheel hub, as shown and described.

DESCRIPTION

FIG. 1 is an environmental perspective view of the spoked steering wheel hub;
FIG. 2 is a front perspective view of the spoked steering wheel hub;
FIG. 3 is a rear perspective view of the spoked steering wheel hub;
FIG. 4 is a front view of the spoked steering wheel hub;
FIG. 5 is a rear view of the spoked steering wheel hub;
FIG. 6 is a top end view of the spoked steering wheel hub;
FIG. 7 is a bottom end view of the spoked steering wheel hub;
FIG. 8 is a left side view of the spoked steering wheel hub; and,
FIG. 9 is a right side view of the spoked steering wheel hub. The steering wheel shown in broken-lines in FIG. 1 is included for environmental purposes and forms no part of the claimed design. The remaining broken lines shown in FIGS. 1-9 illustrate openings formed in the spoked steering wheel hub and likewise form no part of the claimed design.

1 Claim, 6 Drawing Sheets



(56)

References Cited

U.S. PATENT DOCUMENTS

D789,262 S * 6/2017 Chen D12/176
D827,522 S * 9/2018 Villamizar D12/176
2005/0160874 A1* 7/2005 Eck B62D 1/11
74/552
2013/0133468 A1* 5/2013 Rancan B62D 1/04
74/552
2019/0139718 A1* 5/2019 Ichikawa H01H 9/0207
2020/0094865 A1* 3/2020 Love B62D 1/06

* cited by examiner

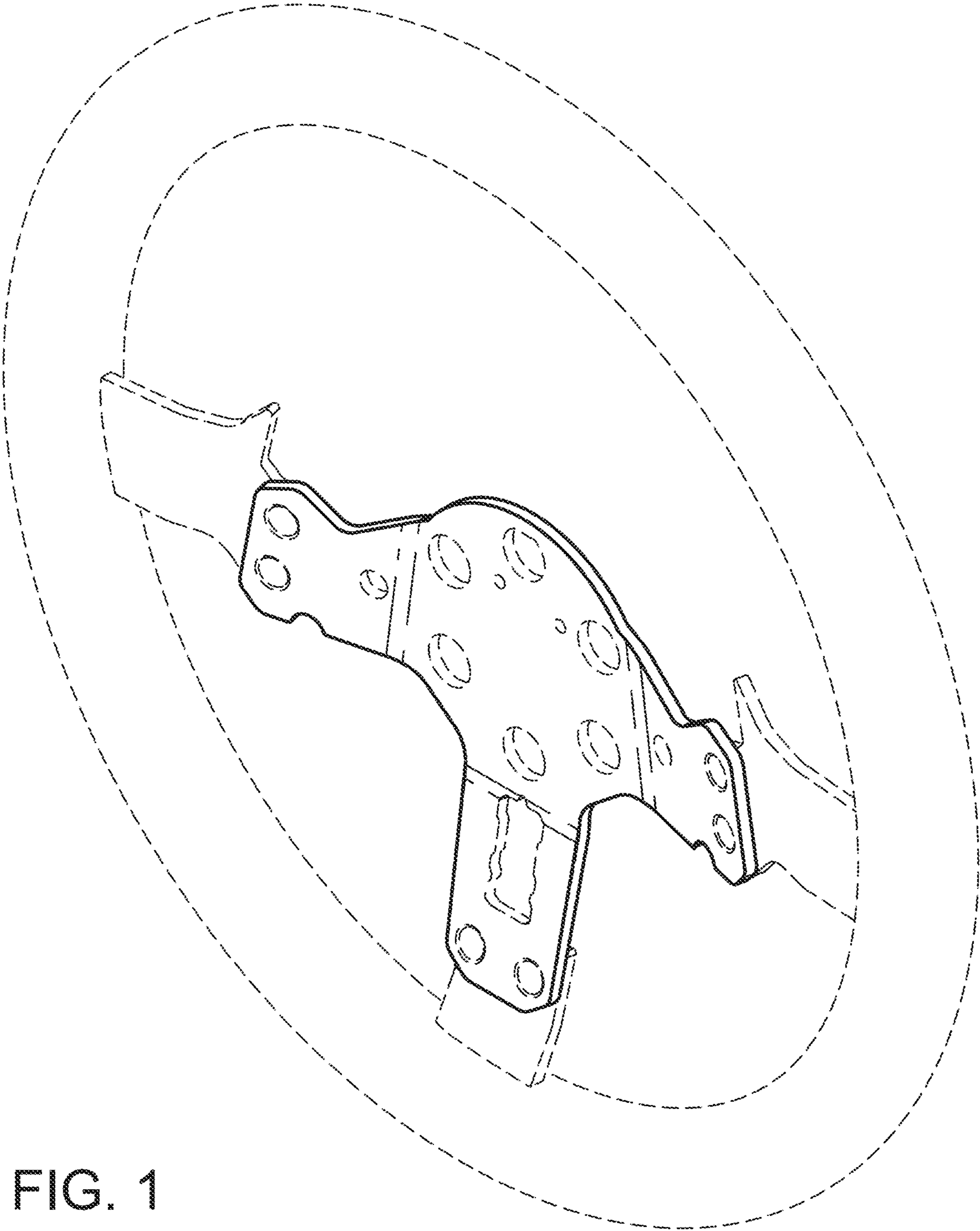


FIG. 1

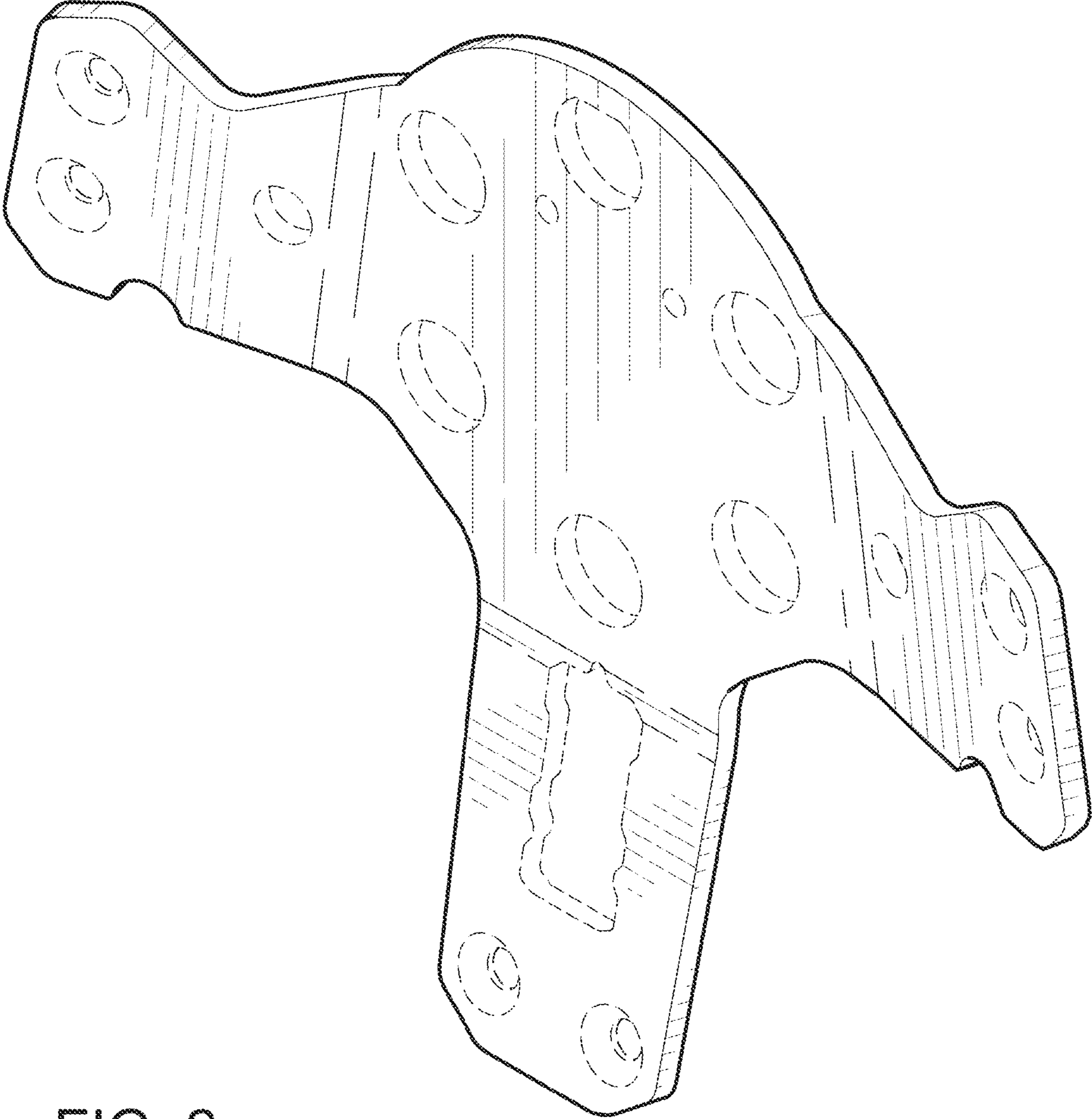


FIG. 2

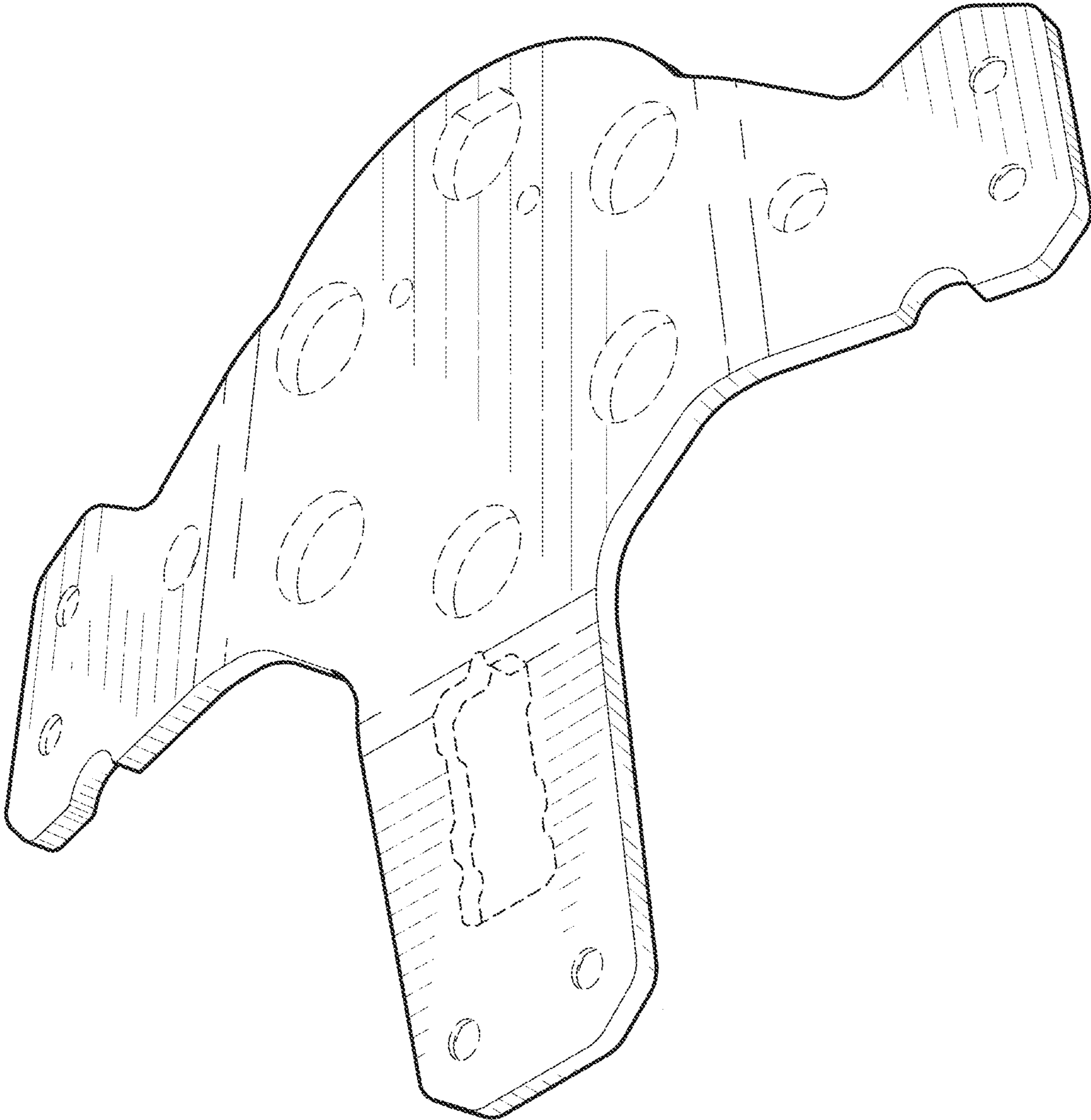


FIG. 3

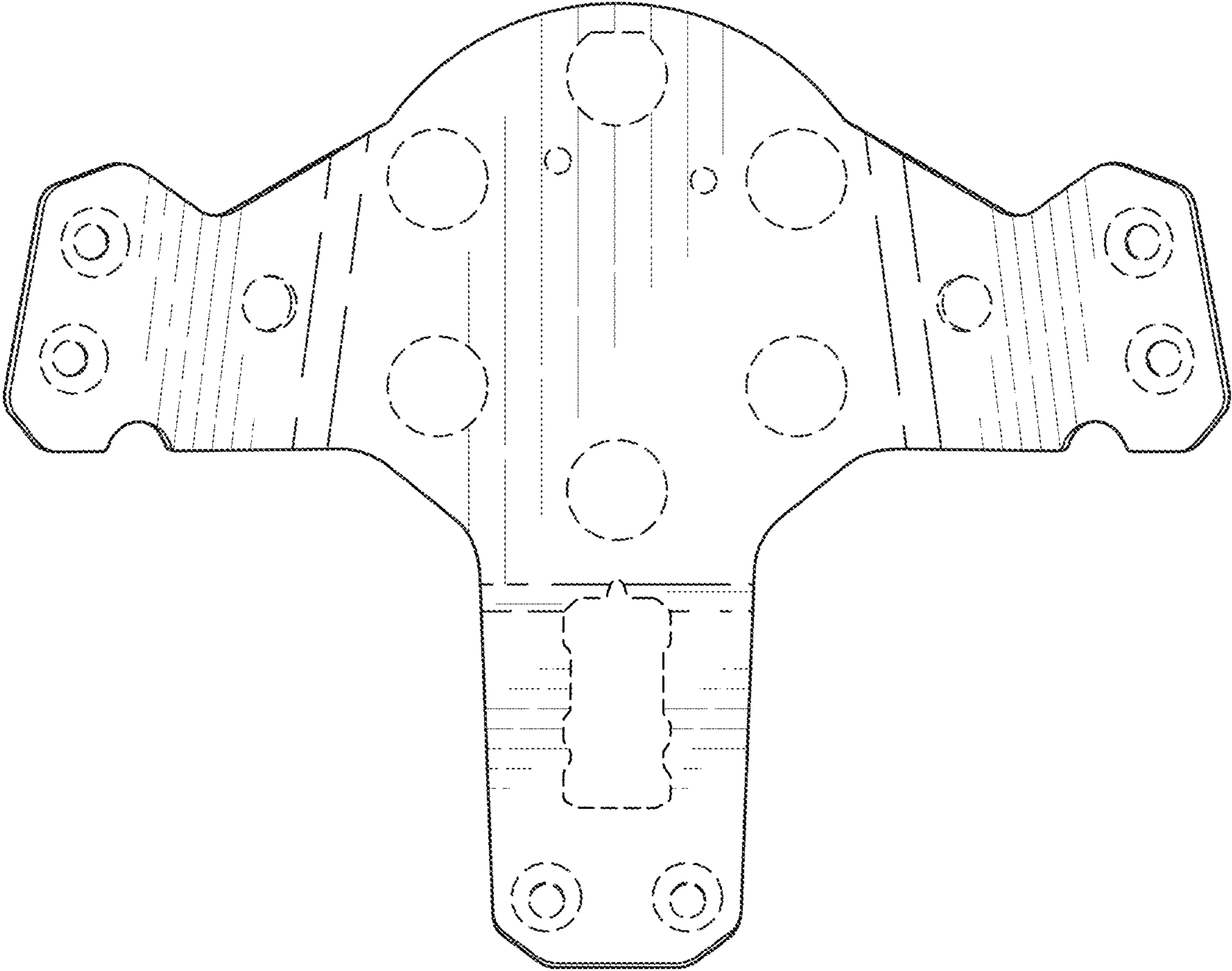


FIG. 4

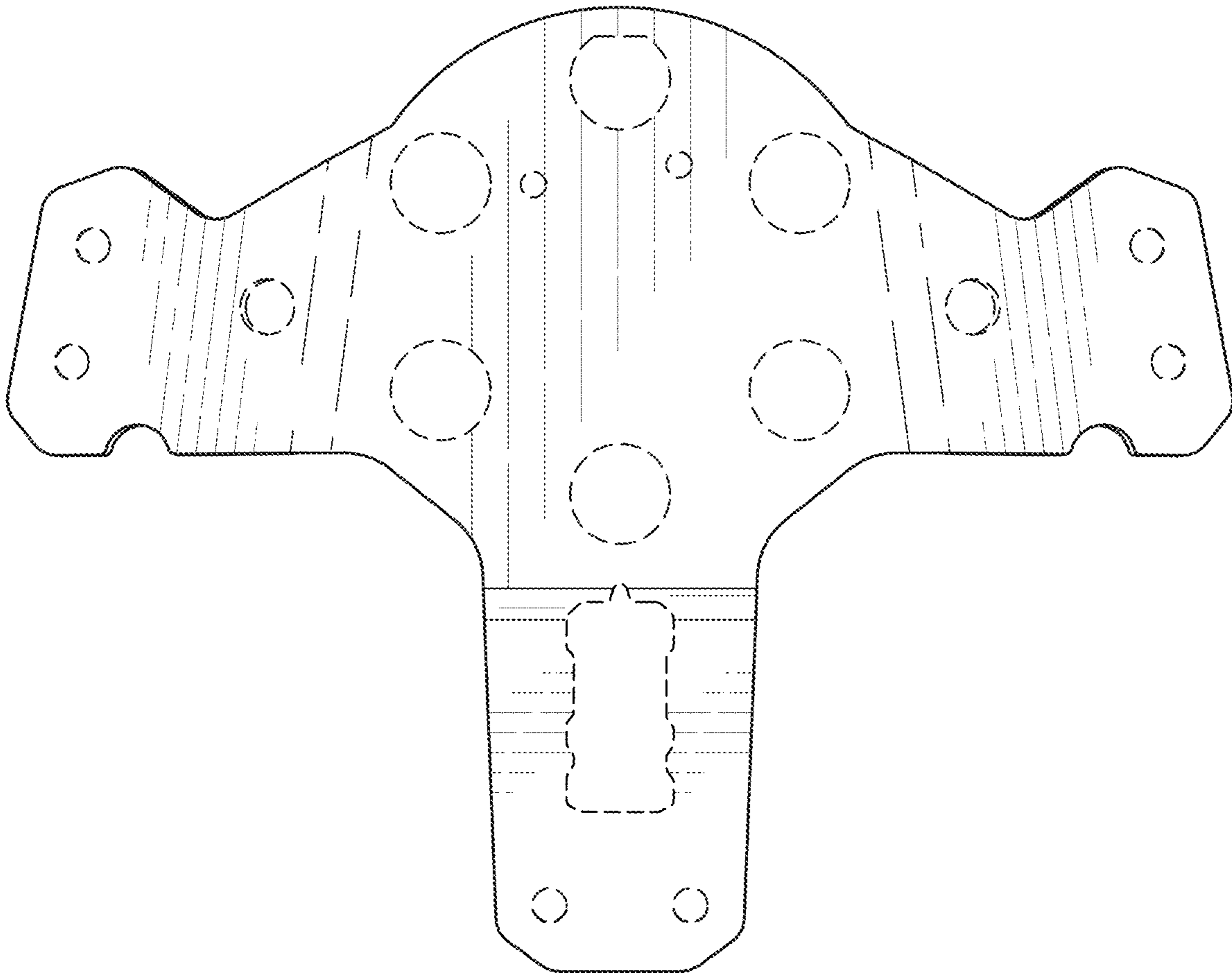


FIG. 5



FIG. 6

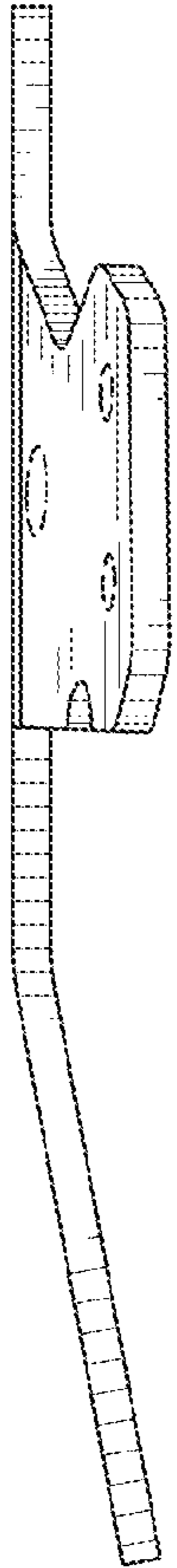


FIG. 8

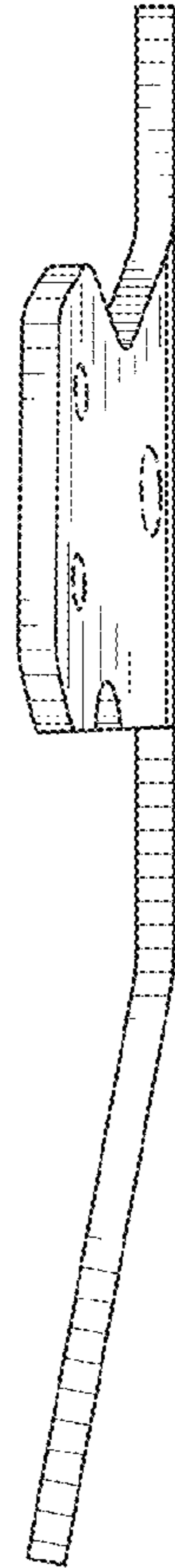


FIG. 9

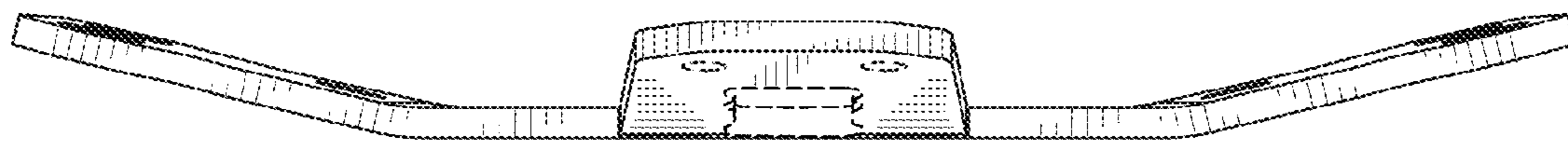


FIG. 7