



US00D936535S

(12) **United States Design Patent**  
**Huang**

(10) **Patent No.:** **US D936,535 S**

(45) **Date of Patent:** **\*\* Nov. 23, 2021**

(54) **VEHICLE BUMPER**

(71) Applicant: **WINBO-Dongjian Automotive Technology Co., Ltd.**, Foshan (CN)

(72) Inventor: **Wentao Huang**, Wuchuan (CN)

(73) Assignee: **WINBO-Dongjian Automotive Technology Co., Ltd.**, Foshan (CN)

(\*\*) Term: **15 Years**

(21) Appl. No.: **29/711,631**

(22) Filed: **Nov. 1, 2019**

(51) **LOC (13) Cl.** ..... **12-16**

(52) **U.S. Cl.**  
USPC ..... **D12/169**

(58) **Field of Classification Search**  
USPC ... D12/1, 14, 82, 85, 86, 87, 88, 89, 90, 91,  
D12/92, 93, 96, 97, 98, 99, 163, 164,  
D12/165, 167, 169, 170, 171, 172, 173,  
D12/181, 184, 185, 190, 196, 222, 223,  
D12/400; D21/533, 548, 552, 561  
CPC ..... B60R 19/02; B60R 19/04; B60R 19/18;  
B60R 19/24; B60R 19/44; B60R 19/48;  
B60R 19/52; B60R 19/56; B60R  
2019/007; B60R 2019/527; B60R  
2019/1886; B62D 25/08  
See application file for complete search history.

(56) **References Cited**

**U.S. PATENT DOCUMENTS**

D516,970 S	*	3/2006	Hess	.....	D12/169
D645,799 S	*	9/2011	Beigel	.....	D12/169
D721,621 S	*	1/2015	Platto	.....	D12/169
D744,405 S	*	12/2015	Wolf	.....	D12/223
D757,316 S	*	5/2016	Wymore	.....	D26/31

(Continued)

**FOREIGN PATENT DOCUMENTS**

CN		107444320 A	*	12/2017	.....	B60R 19/483
CN		111002939 A	*	4/2020		

**OTHER PUBLICATIONS**

Hooke Road Wrangler Front Bumper, Published Mar. 10, 2019 [online], [retrieved on Jul. 12, 2021]. Retrieved from the Internet: <https://www.amazon.com/Hooke-Road-Wrangler-Master-2007-2018/dp/B01MY9YQYB> (Year: 2019).\*

(Continued)

*Primary Examiner* — Christian P. McLean

*Assistant Examiner* — Adam C Mager

(74) *Attorney, Agent, or Firm* — Sheridan Ross P.C.

(57) **CLAIM**

The ornamental design for a vehicle bumper, as shown and described.

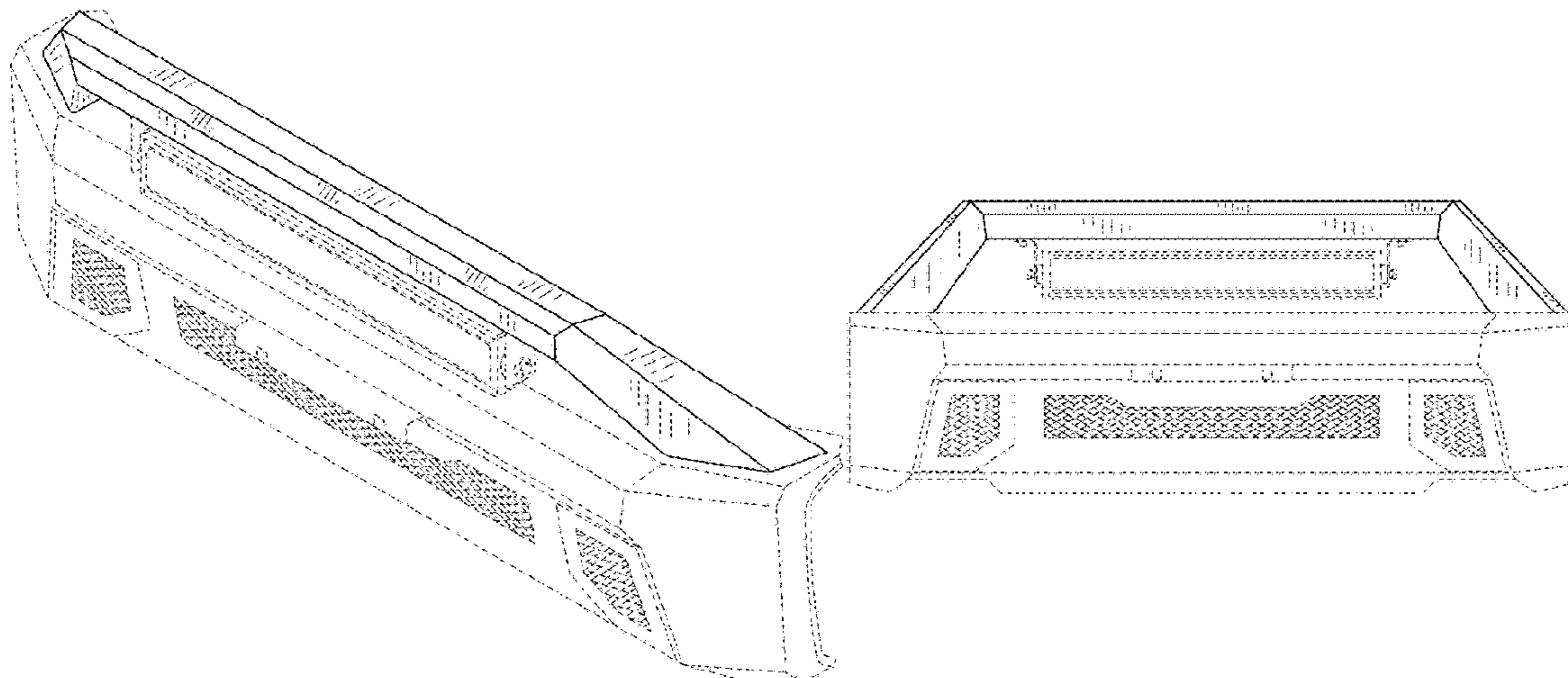
**DESCRIPTION**

FIG. 1 is a front upper perspective view of a vehicle bumper showing my new design;  
FIG. 2 is a front elevation view of the vehicle bumper of FIG. 1;  
FIG. 3 is a rear elevation view of the vehicle bumper of FIG. 1;  
FIG. 4 is a right side elevation view of the vehicle bumper of FIG. 1;  
FIG. 5 is a left side elevation view of the vehicle bumper of FIG. 1;  
FIG. 6 is a top plan view of the vehicle bumper of FIG. 1; and,  
FIG. 7 is a bottom plan view of the vehicle bumper of FIG. 1.

The broken lines formed of equal-sized dashes show portions of the vehicle bumper which form no part of the claimed design.

The broken lines formed of alternating long and short dashes define the bounds of the claimed design and form no part thereof.

**1 Claim, 6 Drawing Sheets**



(56)

**References Cited**

## U.S. PATENT DOCUMENTS

D789,258 S \* 6/2017 McMath ..... D12/167  
D794,519 S \* 8/2017 McMath ..... D12/171  
D823,752 S \* 7/2018 Guo ..... D12/172  
D826,115 S \* 8/2018 Chi ..... B60R 19/52  
D12/172  
D840,573 S \* 2/2019 Wymore ..... D26/31  
D847,051 S \* 4/2019 DiCanzio ..... D12/171  
D862,357 S \* 10/2019 Bibb, VI ..... D12/222  
D864,806 S \* 10/2019 Wood ..... D12/171  
10,427,587 B2 \* 10/2019 Wymore ..... F21S 4/28  
D874,998 S \* 2/2020 Zhang ..... D12/171  
D878,977 S \* 3/2020 Ewing ..... D12/171  
D878,978 S \* 3/2020 Li ..... D12/171  
D889,332 S \* 7/2020 Chi ..... D12/171  
D920,194 S \* 5/2021 Mallicote ..... D12/171  
D923,111 S \* 6/2021 Wood ..... D21/561  
2017/0106918 A1 \* 4/2017 Diller ..... B60R 19/52

## OTHER PUBLICATIONS

Road Armor Front Bumper, Published date unavailable [online],  
[retrieved on Jul. 12, 2021]. Retrieved from the Internet: <https://www.quadratec.com/p/road-armor/stealth-mid-width-front-winch-bumper-wrangler-jl-gladiator-jt/sheetmetal-bar-guard-5182f3b> (Year: 2021).\*

\* cited by examiner

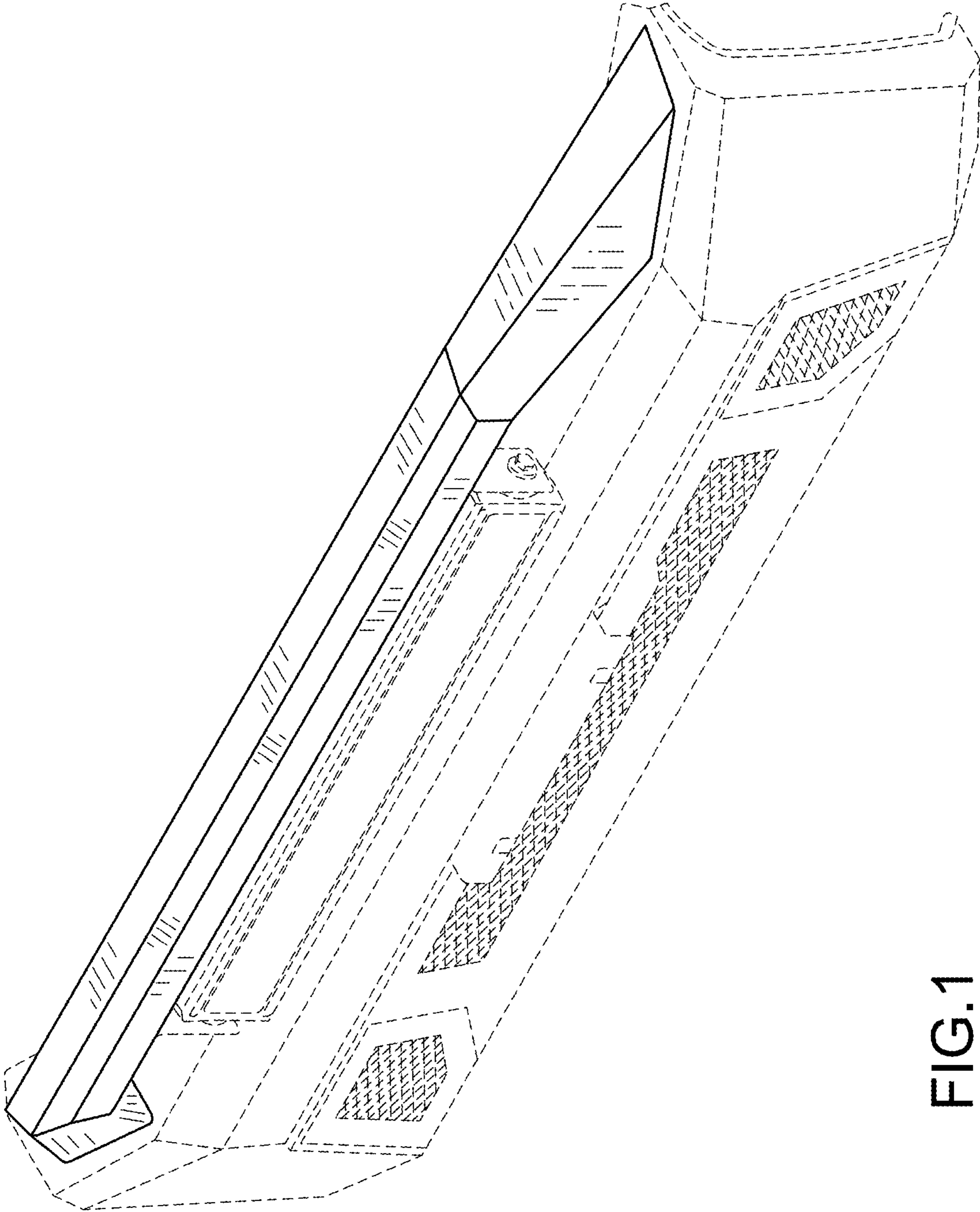


FIG.1




FIG.2






FIG.3

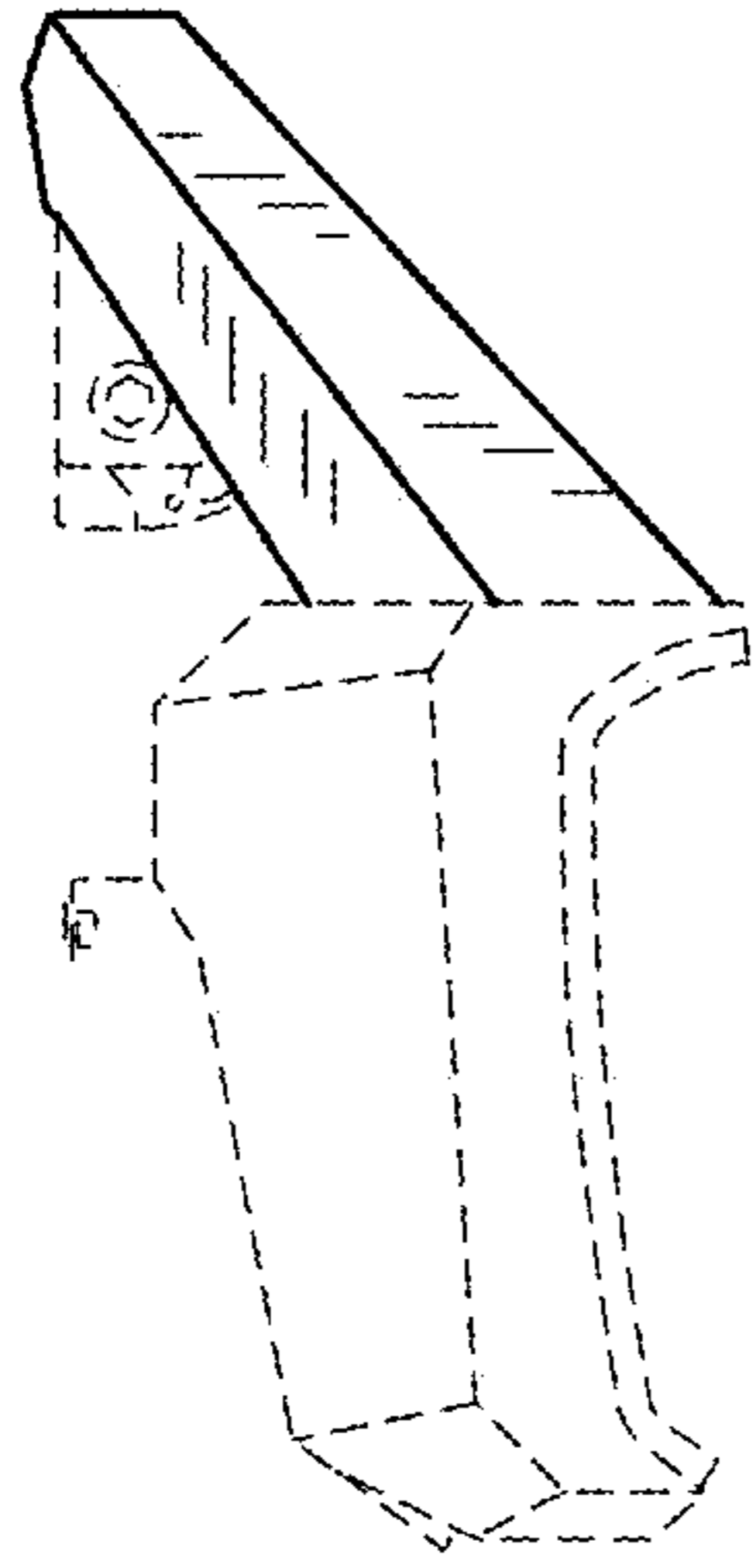


FIG.4

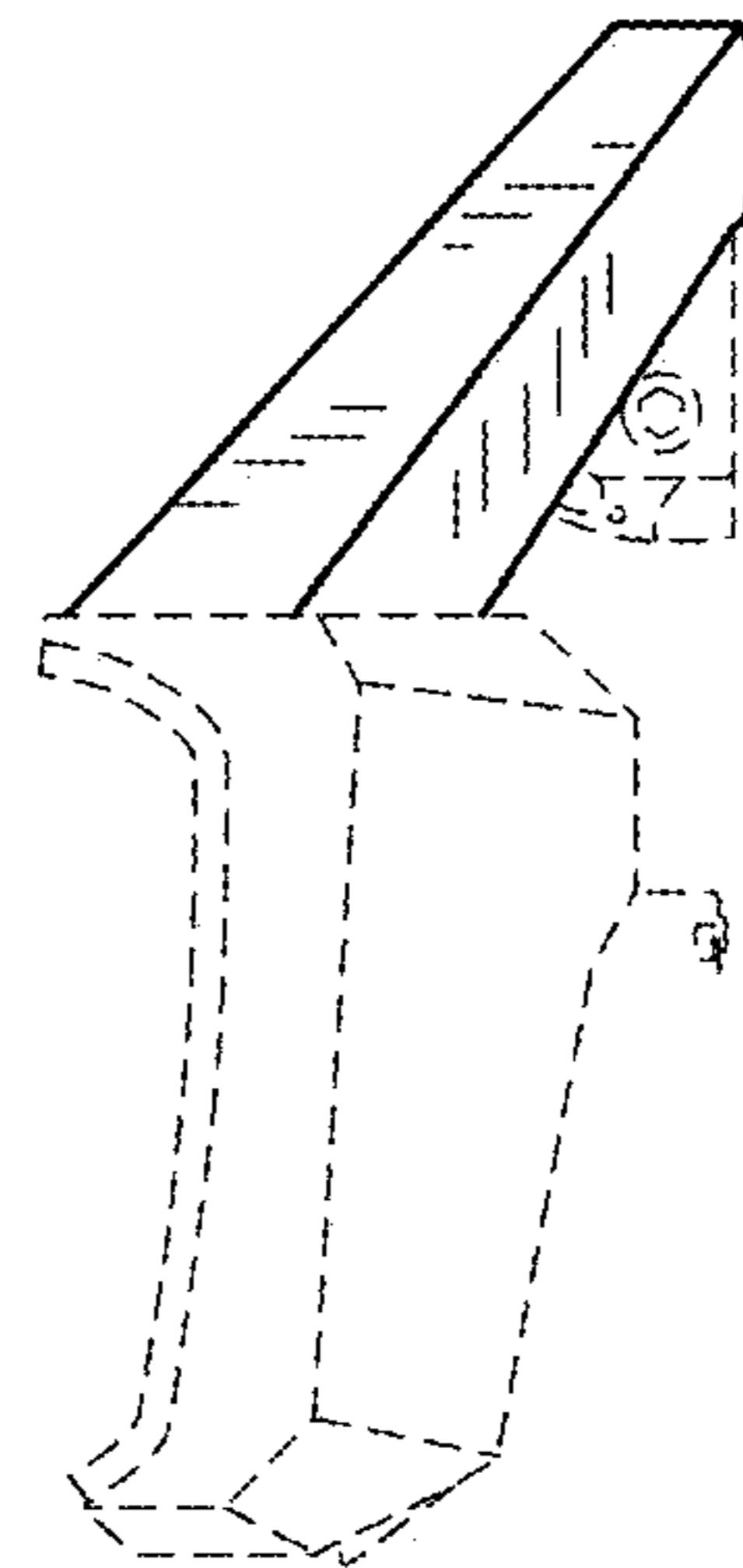


FIG.5

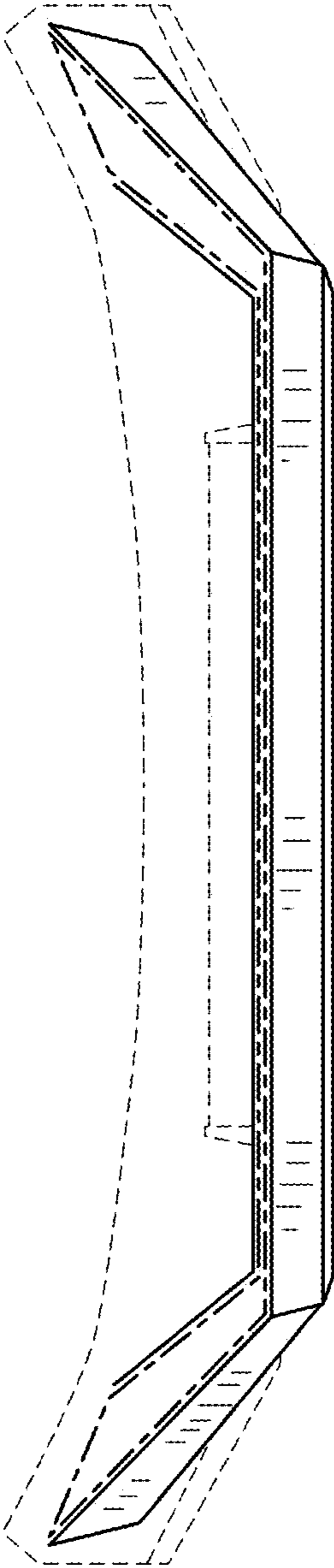


FIG.6




FIG.7