



US00D936534S

(12) **United States Design Patent** (10) **Patent No.:** **US D936,534 S**
Huang (45) **Date of Patent:** **** Nov. 23, 2021**

(54) **VEHICLE BUMPER**

(71) Applicant: **WINBO-Dongjian Automotive Technology Co., Ltd., Foshan (CN)**

(72) Inventor: **Wentao Huang, Wuchuan (CN)**

(73) Assignee: **WINBO-Dongjian Automotive Technology Co., Ltd., Foshan (CN)**

(**) Term: **15 Years**

(21) Appl. No.: **29/711,629**

(22) Filed: **Nov. 1, 2019**

(51) **LOC (13) Cl.** **12-16**

(52) **U.S. Cl.**
USPC **D12/169**

(58) **Field of Classification Search**
USPC ... D12/1, 14, 82, 85, 86, 87, 88, 89, 90, 91, D12/92, 93, 96, 97, 98, 99, 163, 164, D12/165, 167, 169, 170, 171, 172, 173, D12/181, 184, 185, 190, 196, 222, 223, D12/400; D21/533, 548, 552, 561
CPC B60R 19/02; B60R 19/04; B60R 19/18; B60R 19/24; B60R 19/44; B60R 19/48; B60R 19/52; B60R 19/56; B60R 2019/007; B60R 2019/527; B60R 2019/1886; B62D 25/08

See application file for complete search history.

(56) **References Cited**

U.S. PATENT DOCUMENTS

D454,817 S *	3/2002	McGuiness	D12/171
D823,752 S *	7/2018	Guo	D12/172
D827,520 S *	9/2018	Wu	D12/172
D830,923 S *	10/2018	Tang	D12/171
D862,357 S *	10/2019	Bibb, VI	D12/222

D864,806 S *	10/2019	Wood	D12/171
D877,670 S *	3/2020	Moctezuma	D12/171
D878,977 S *	3/2020	Ewing	D12/171
D878,978 S *	3/2020	Li	D12/171
D920,194 S *	5/2021	Mallicote	D12/171
D923,111 S *	6/2021	Wood	D21/561
2019/0039543 A1 *	2/2019	Yang	B60Q 1/2661

OTHER PUBLICATIONS

“Image of 2015-2017 Ford F-150 Bumper,” 2015, 1 page.
“Image of 2019 Dodge Ram 1500 Bumper,” 2019, 1 page.
“Image of 2019 Chevrolet Silverado Bumper,” 2019, 1 page.

* cited by examiner

Primary Examiner — Christian P. McLean

Assistant Examiner — Adam C Mager

(74) *Attorney, Agent, or Firm* — Sheridan Ross P.C.

(57) **CLAIM**

The ornamental design for a vehicle bumper, as shown and described.

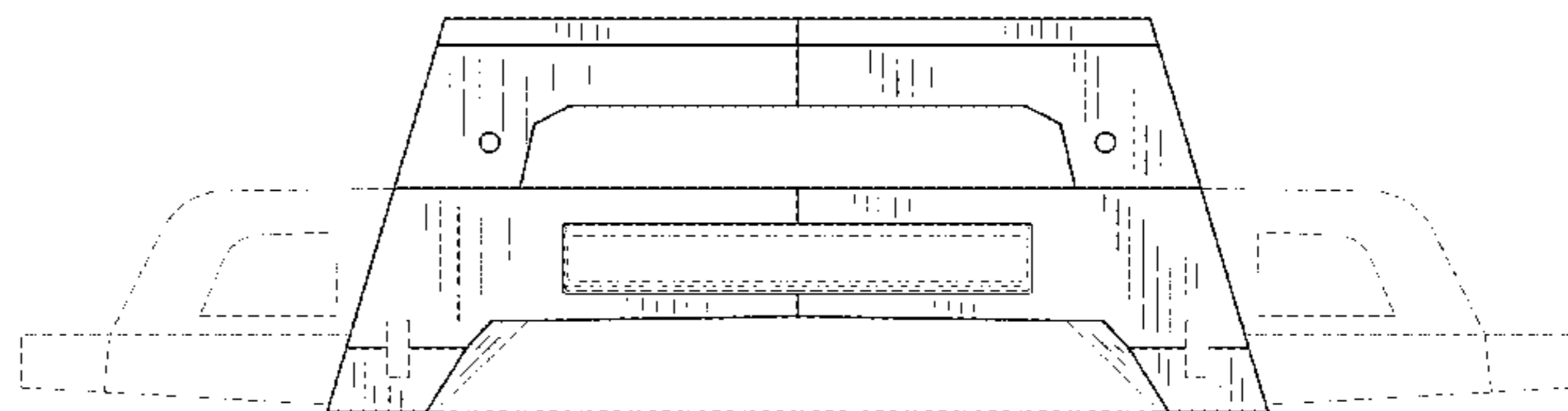
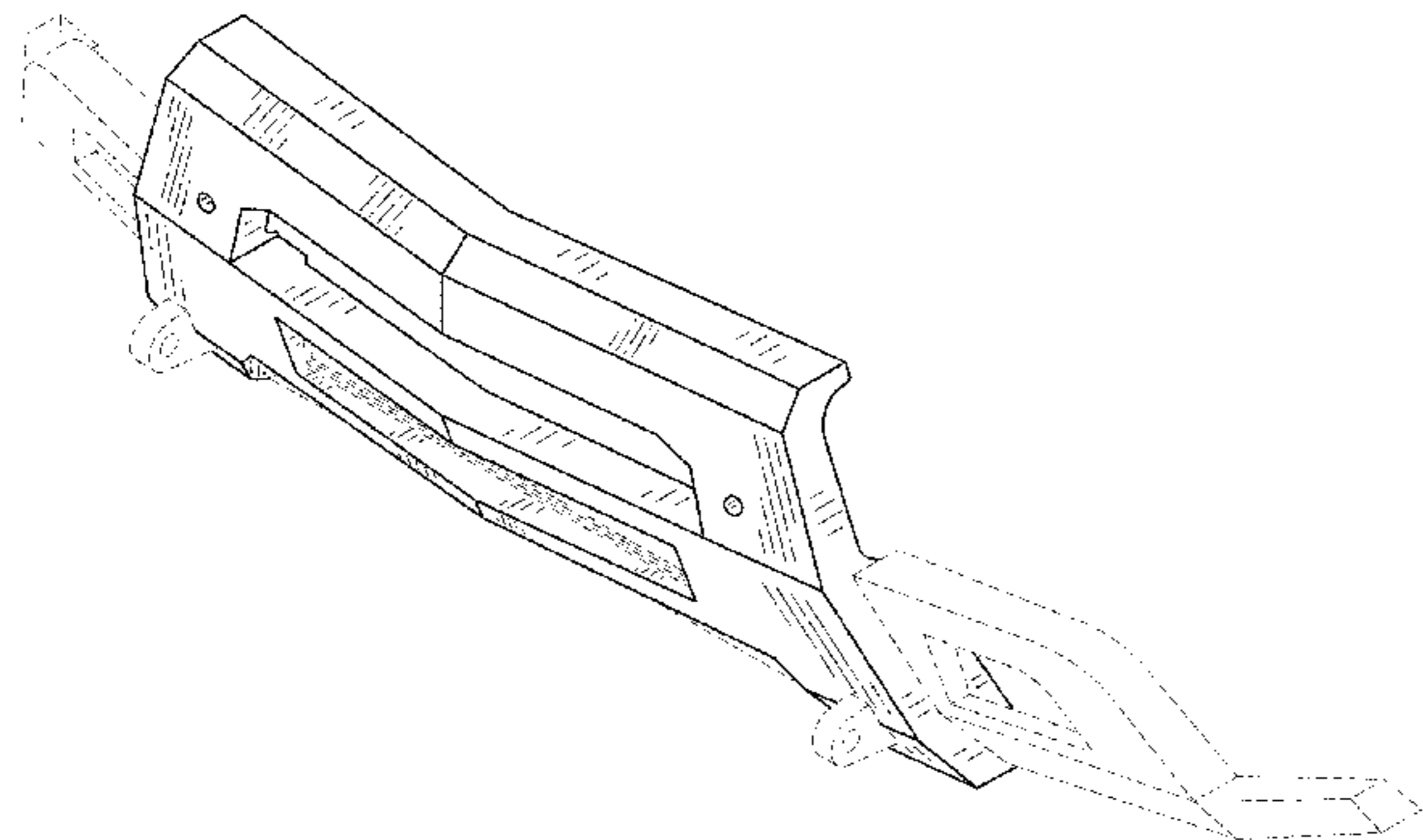
DESCRIPTION

FIG. 1 is a front upper perspective view of a vehicle bumper showing my new design;
FIG. 2 is a front elevation view thereof;
FIG. 3 is a rear elevation view thereof;
FIG. 4 a right side elevation view thereof;
FIG. 5 is a left side elevation view thereof;
FIG. 6 is a top plan view thereof; and,
FIG. 7 is a bottom plan view thereof.

The broken lines formed of equal-sized dashes show portions of the vehicle bumper which form no part of the claimed design.

The broken lines formed of alternating long and short dashes define the bounds of the claimed design and form no part thereof.

1 Claim, 6 Drawing Sheets



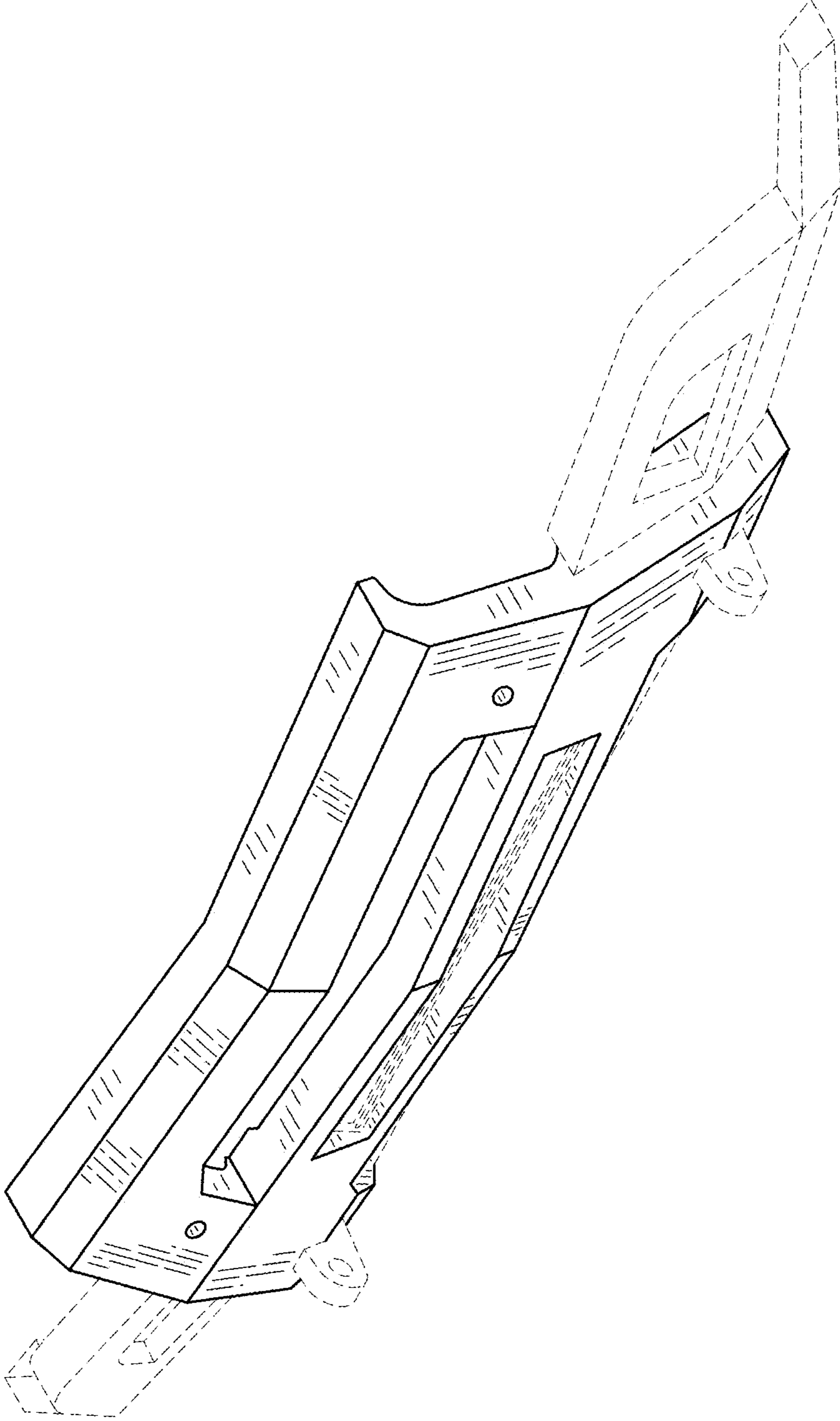


FIG.1

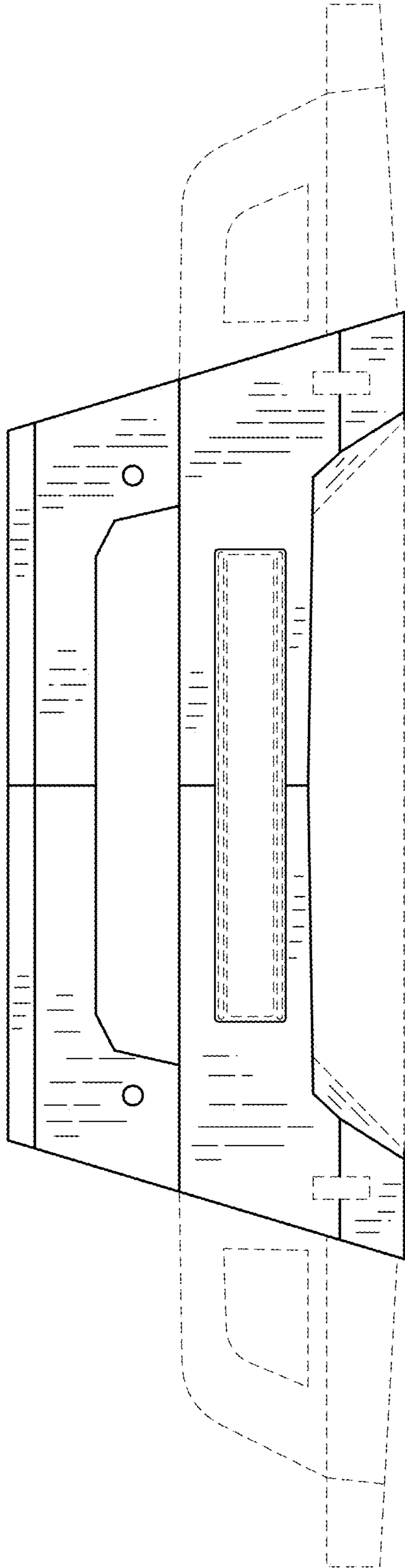


FIG.2




FIG.3

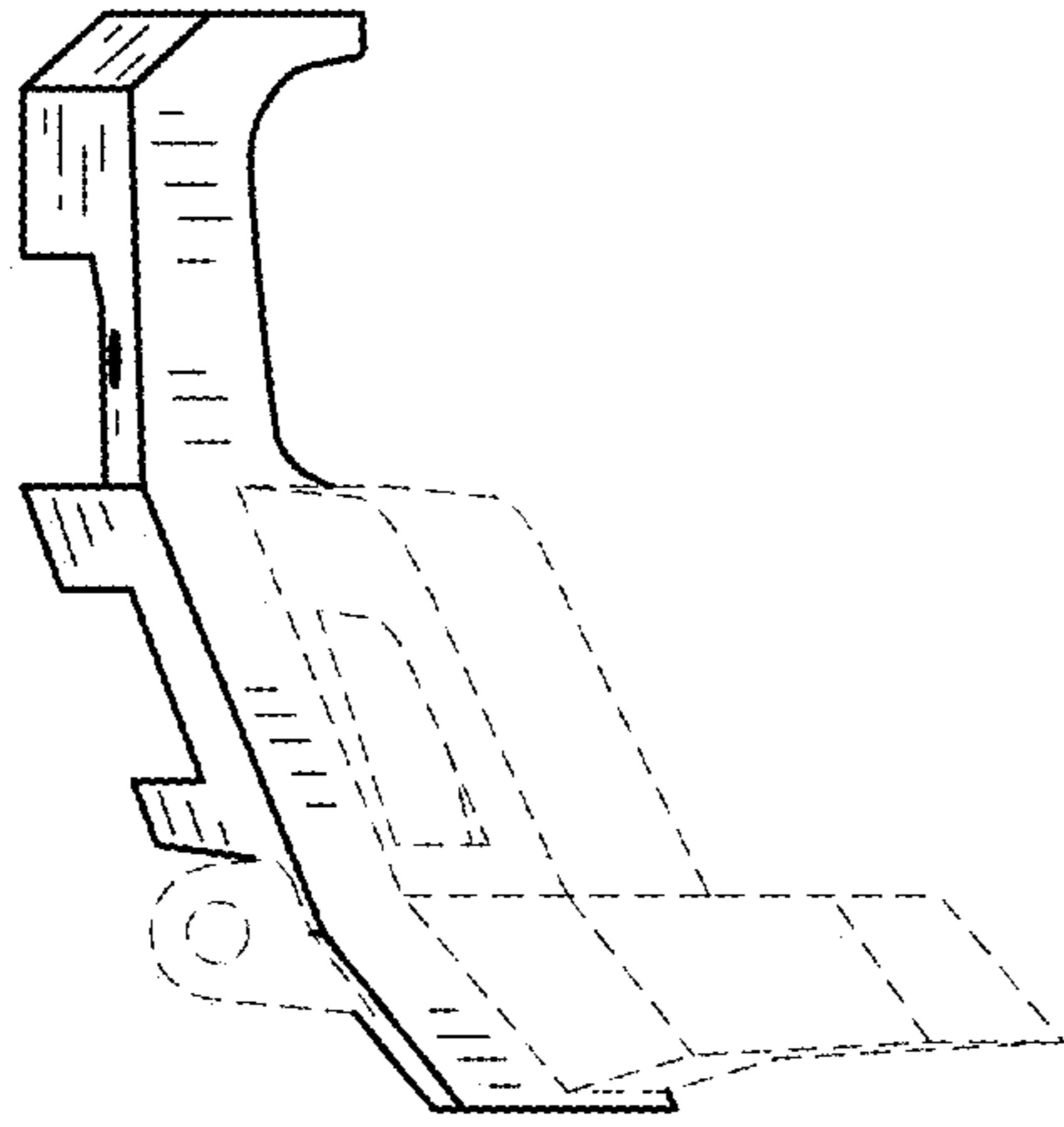


FIG.4

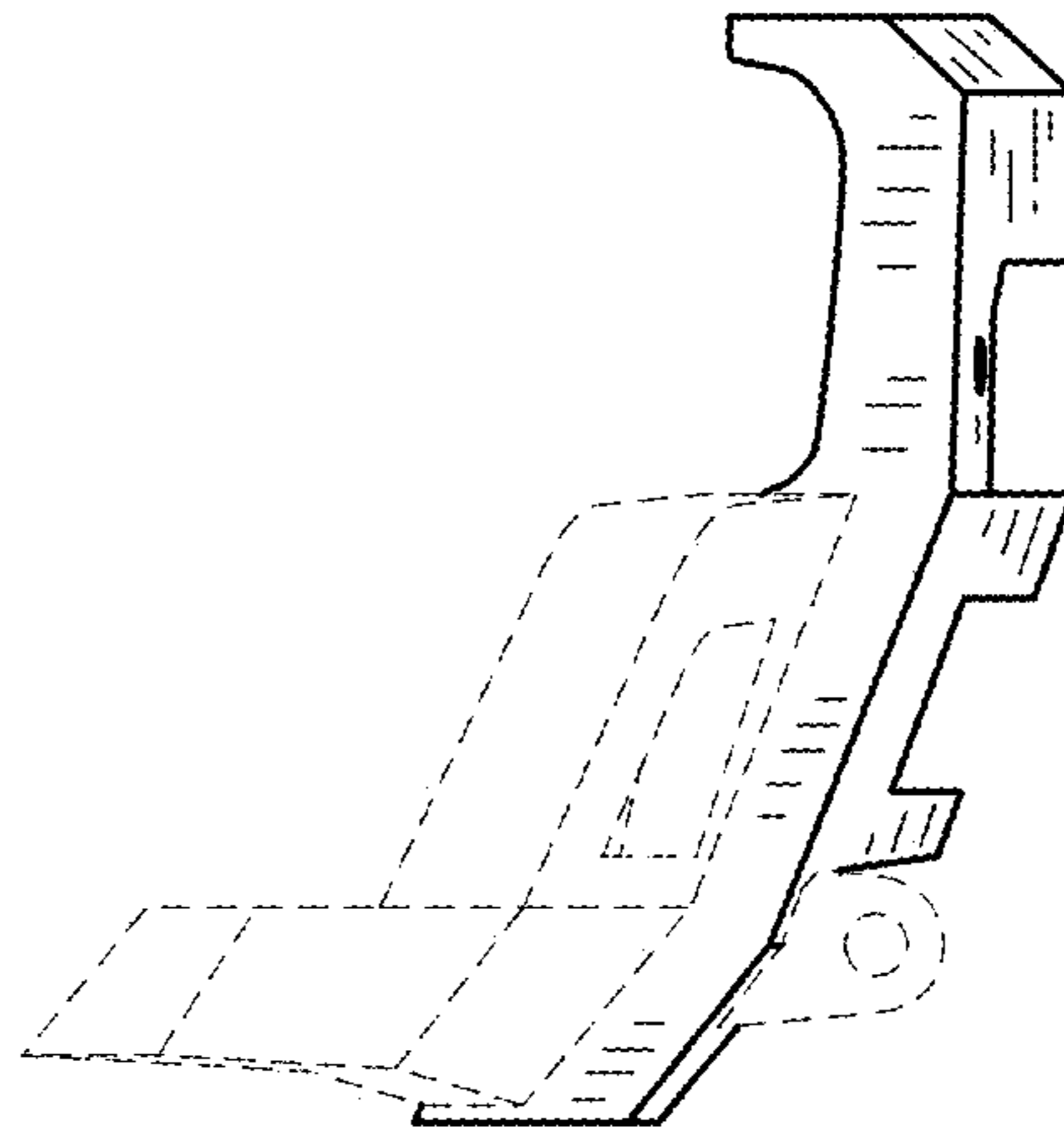


FIG.5

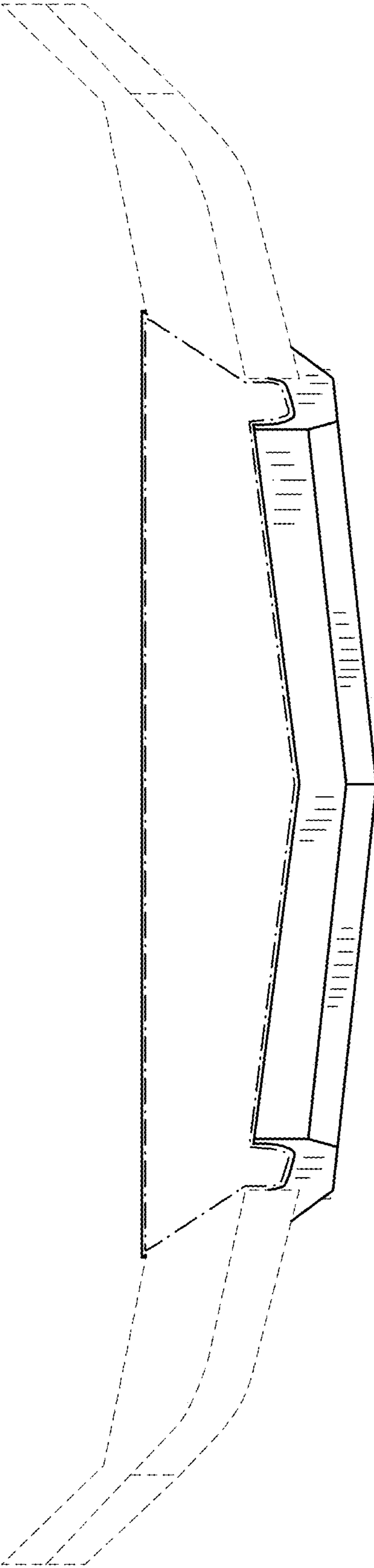


FIG.6

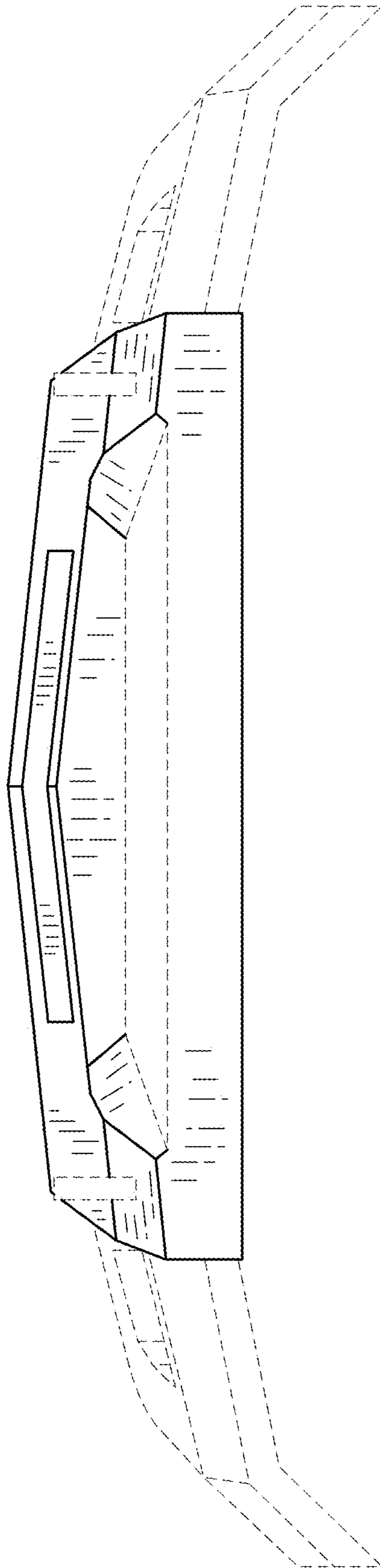


FIG.7