



US00D936532S

(12) **United States Design Patent**  
**Bernardi**

(10) **Patent No.:** **US D936,532 S**

(45) **Date of Patent:** **\*\* Nov. 23, 2021**

(54) **FRONT GRILLE FOR A VEHICLE**

(71) Applicant: **Jaguar Land Rover Limited**, Coventry (GB)

(72) Inventor: **Florentin Bernardi**, Coventry (GB)

(73) Assignee: **JAGUAR LAND ROVER LIMITED**, Whitley Coventry (GB)

(\*\*) Term: **15 Years**

(21) Appl. No.: **29/720,853**

(22) Filed: **Jan. 16, 2020**

(30) **Foreign Application Priority Data**

Jul. 17, 2019 (EM) ..... 006631859

(51) **LOC (13) Cl.** ..... **12-16**

(52) **U.S. Cl.**  
USPC ..... **D12/163**

(58) **Field of Classification Search**

USPC ..... D12/96, 163, 167, 169, 171, 172, 181, D12/190, 196, 82, 86, 90, 91, 92, 98, D12/164, 170, 173, 184, 185, 187, 216, D12/223, 400; D21/561, 533, 548, 552  
CPC ... B60R 19/00; B60R 19/52; B60R 2019/525; B60R 2019/527; B60R 19/02; B60R 19/04; B60R 19/18; B60R 19/24; B60R 19/26; B60R 19/56; B62D 25/08; B60K 11/08; B60K 11/085

See application file for complete search history.

(56) **References Cited**

**U.S. PATENT DOCUMENTS**

D751,470 S \* 3/2016 Buck ..... D12/163  
D758,249 S \* 6/2016 Callum ..... D12/92  
D777,065 S \* 1/2017 Patel ..... D12/163  
D779,396 S \* 2/2017 Patel ..... D12/169  
D784,215 S \* 4/2017 Peat ..... D12/169  
D786,150 S \* 5/2017 Carter ..... D12/169

D801,887 S \* 11/2017 Peat ..... D12/169  
D803,109 S \* 11/2017 Carter ..... D12/163  
D807,797 S \* 1/2018 Peat ..... D12/163  
D820,741 S \* 6/2018 Patel ..... D12/169

(Continued)

**OTHER PUBLICATIONS**

Jaguar F-Type, Published on Dec. 19, 2019 [online], [retrieved on Dec. 13, 2020]. Retrieved from the Internet: <https://www.motor1.com/photo/4563727/2021-jaguar-f-type-svr-rendering/> (Year: 2019).\*

*Primary Examiner* — Christian P. McLean

*Assistant Examiner* — Adam C Mager

(74) *Attorney, Agent, or Firm* — Reising Ethington P.C.

(57) **CLAIM**

The ornamental design for a front grille for a vehicle, as shown and described.

**DESCRIPTION**

FIG. 1 is a front left perspective view of a front grille for a vehicle.

FIG. 2 is a rear right perspective view of the front grille shown in FIG. 1.

FIG. 3 is a front view thereof.

FIG. 4 is a rear view thereof.

FIG. 5 is a left side view thereof.

FIG. 6 is a right side view thereof.

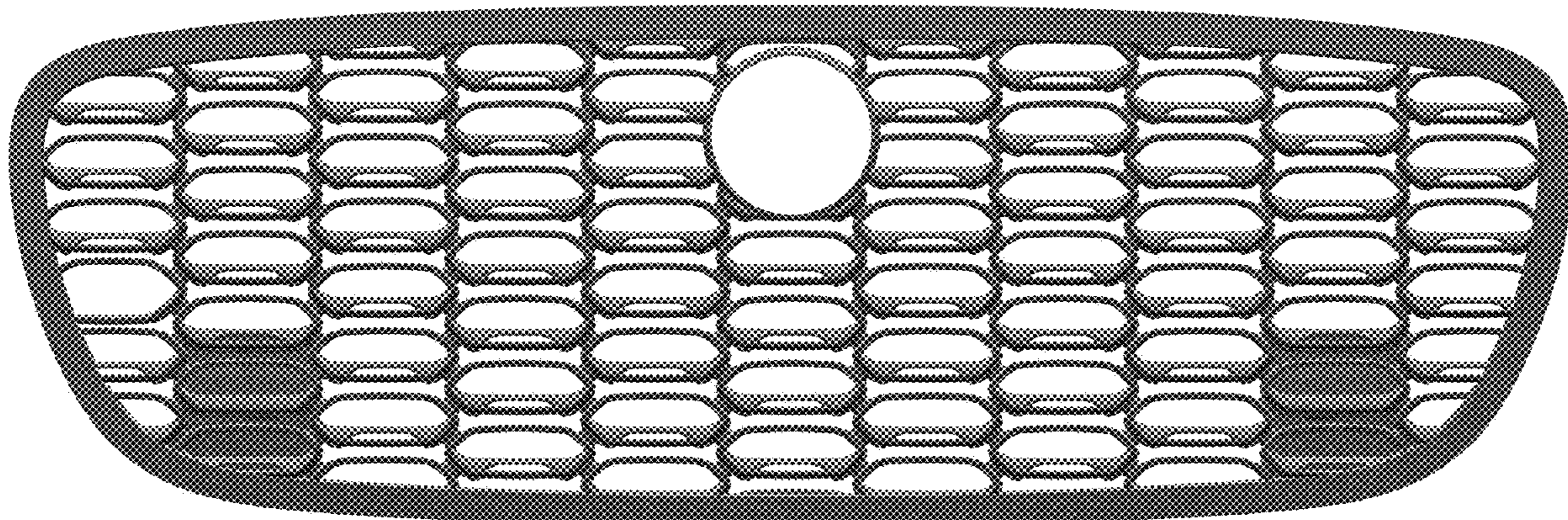
FIG. 7 is a top view thereof.

FIG. 8 is a bottom view thereof; and,

FIG. 9 is a front view of the front grille for a vehicle.

The de-emphasized and half-tone portions showing in FIG. 9 is for the purpose of illustrating environmental structure and forms no part of the claimed design. The long dash lines showing in FIG. 9 define the bounds of the claimed design and form no part thereof. The short dash lines showing in FIG. 9 is for the purpose of illustrating environmental structure and forms no part of the claimed design.

**1 Claim, 7 Drawing Sheets**



(56)

**References Cited**

U.S. PATENT DOCUMENTS

D834,466	S	*	11/2018	Beaven	.....	D12/163
D838,216	S	*	1/2019	Peat	.....	D12/164
D840,295	S	*	2/2019	Peat	.....	D12/169
D852,686	S	*	7/2019	Smith	.....	D12/163
D852,688	S	*	7/2019	Chan	.....	D12/163
D852,690	S	*	7/2019	Buck	.....	D12/163
D860,069	S	*	9/2019	Tovey	.....	D12/163
D898,633	S	*	10/2020	Patel	.....	D12/169

\* cited by examiner




FIG. 1




FIG. 2




FIG. 3




FIG. 4

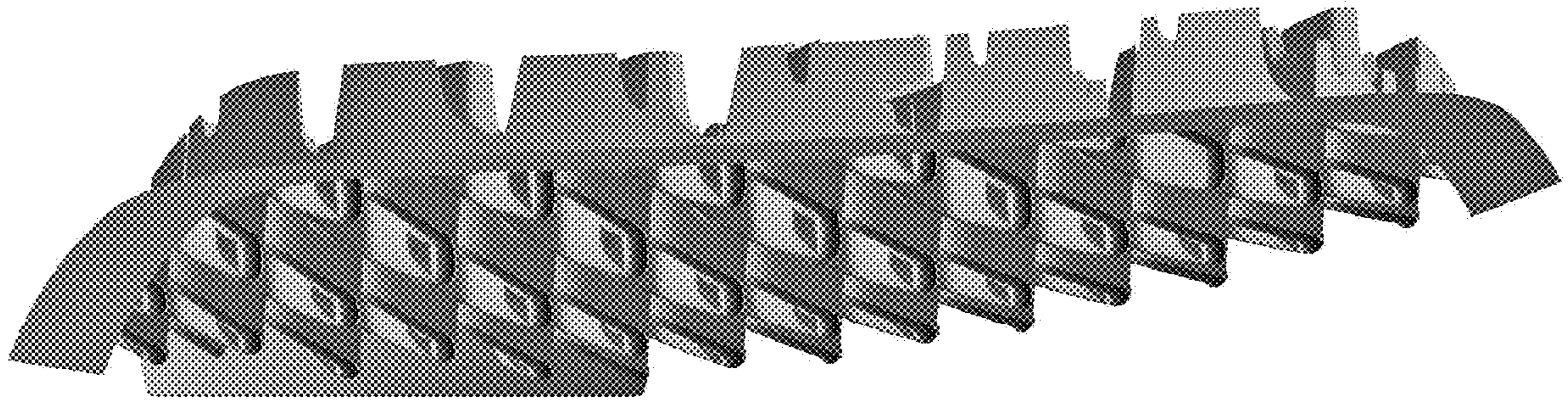


FIG. 6

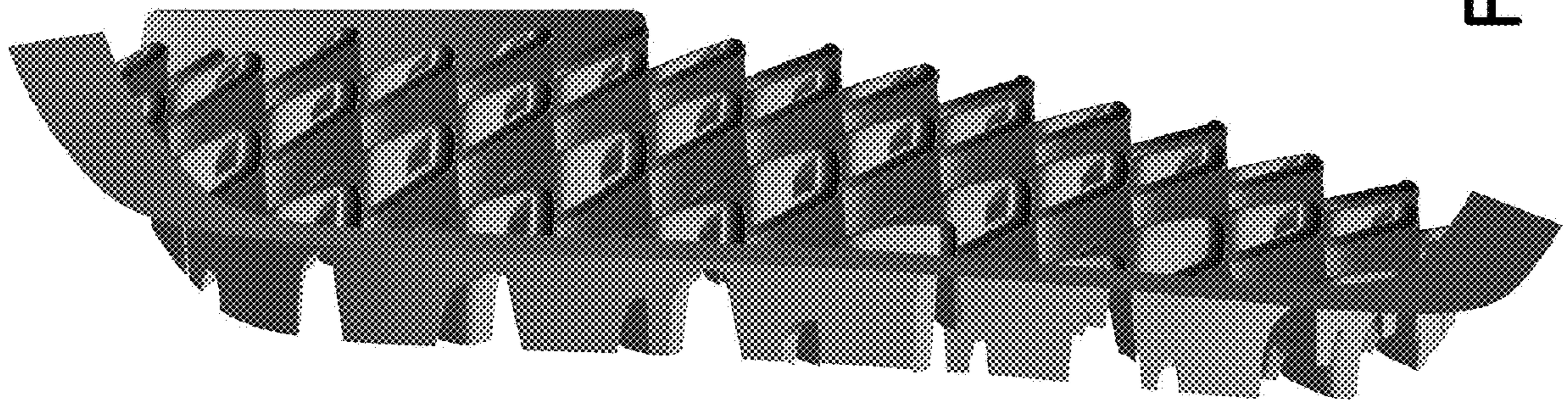


FIG. 5




FIG. 7




FIG. 8






FIG. 9