



US00D936523S

(12) **United States Design Patent** (10) **Patent No.:** **US D936,523 S**  
**Reynolds** (45) **Date of Patent:** **\*\* Nov. 23, 2021**

(54) **LIGHTED GUIDE POST FOR BOAT TRAILER**

(71) Applicant: **Jonathan Reynolds**, Fairhope, AL (US)

(72) Inventor: **Jonathan Reynolds**, Fairhope, AL (US)

(\*\*) Term: **15 Years**

(21) Appl. No.: **29/734,636**

(22) Filed: **May 14, 2020**

(51) **LOC (13) Cl.** ..... **12-16**

(52) **U.S. Cl.**  
USPC ..... **D12/106**

(58) **Field of Classification Search**  
USPC ..... D12/19, 121, 100-106, 111-112;  
D21/425, 435; D34/21-26, 12, 16-19  
CPC .. B62D 35/00; B62D 33/077; B62D 33/0612;  
B62D 24/04; B60P 3/10; B60P 3/1033;  
B60P 3/0257; B60P 3/38; B60P 3/34;  
E01F 15/14

See application file for complete search history.

(56) **References Cited**

**U.S. PATENT DOCUMENTS**

D187,785 S *	5/1960	Zimmer	.....	D12/106
3,779,580 A *	12/1973	Thelen	.....	B60D 1/56
				280/164.1
3,784,160 A *	1/1974	Phillips	.....	B60S 9/08
				254/425
D269,420 S *	6/1983	McClure, Jr.	.....	D12/106
D291,017 S *	7/1987	Magness	.....	B62D 63/08
				D12/106
D310,799 S *	9/1990	van der Merwe	.....	B62K 27/04
				D12/106

2019/0197716 A1 *	6/2019	Trajkovic	.....	G06K 9/00832
2020/0039478 A1 *	2/2020	Moreno	.....	B60S 9/22
2020/0262258 A1 *	8/2020	Townsend, IV	.....	B60D 1/52
2021/0245764 A1 *	8/2021	Parrish	.....	G07C 9/28
2021/0261034 A1 *	8/2021	Soto	.....	B60P 1/52
2021/0261043 A1 *	8/2021	Seitz	.....	B60P 7/15
2021/0283963 A1 *	9/2021	Di Biase	.....	B60D 1/66

**OTHER PUBLICATIONS**

U.S. Appl. No. 17/235,892, filed Apr. 20, 2021, to Jonathan Reynolds.

\* cited by examiner

*Primary Examiner* — Katrina A Betton

(74) *Attorney, Agent, or Firm* — AdamsIP, LLC


(57) **CLAIM**

The ornamental design for a lighted guide post for a boat trailer, as shown and described.

**DESCRIPTION**

FIG. 1 is a front view thereof;  
FIG. 2 is a rear view thereof;  
FIG. 3 is a left side view thereof;  
FIG. 4 is a right side view thereof;  
FIG. 5 is a top view thereof;  
FIG. 6 is a bottom view thereof;  
FIG. 7 is a front perspective view; and,  
FIG. 8 is a rear perspective view.

**1 Claim, 6 Drawing Sheets**






FIG. 1




FIG. 2

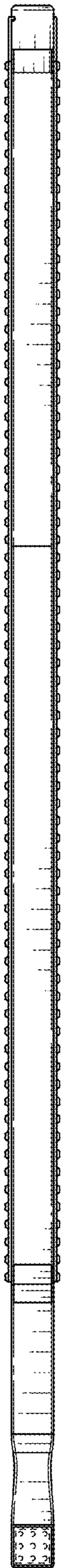


FIG. 3



FIG. 4



FIG. 5

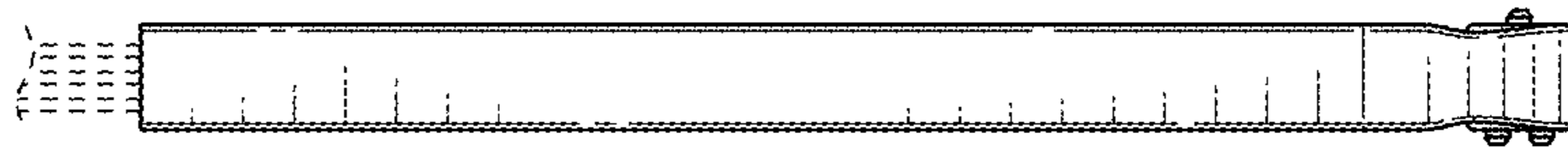


FIG. 6




FIG. 7



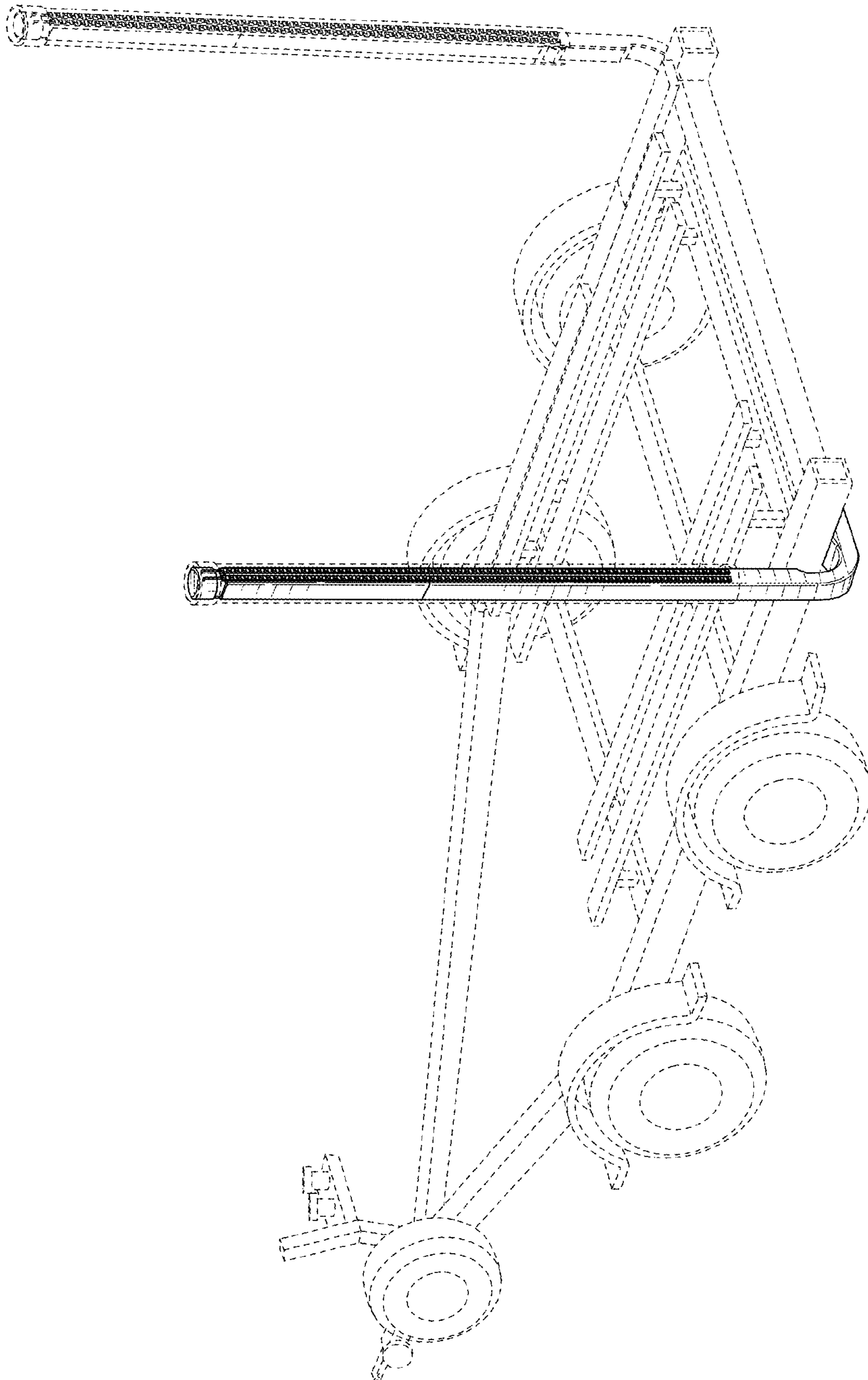


FIG. 8