



US00D936517S

(12) **United States Design Patent**
Flores et al.

(10) **Patent No.:** **US D936,517 S**

(45) **Date of Patent:** **** Nov. 23, 2021**

(54) **FOUR WHEELED VEHICLE**

(71) Applicant: **Yamaha Hatsudoki Kabushiki Kaisha**,
Shizuoka-ken (JP)

(72) Inventors: **Julio Flores**, Garden Grove, CA (US);
Hirotochi Noguchi, Cypress, CA (US)

(73) Assignee: **YAMAHA HATSUDOKI**
KABUSHIKI KAISHA, Shizuoka-Ken
(JP)

(**) Term: **15 Years**

(21) Appl. No.: **29/726,071**

(22) Filed: **Feb. 28, 2020**

(51) **LOC (13) Cl.** **12-08**

(52) **U.S. Cl.**
USPC **D12/87; D12/107**

(58) **Field of Classification Search**
USPC D12/3, 86, 87, 107, 110
CPC B60K 5/12; B60K 13/04; B60K 17/354
See application file for complete search history.

(56) **References Cited**

U.S. PATENT DOCUMENTS

D593,003 S *	5/2009	Sanschagr	D12/107
D593,454 S *	6/2009	Sanschagr	D12/107
D594,388 S *	6/2009	Sanschagr	D12/107
D606,900 S *	12/2009	Flores	D12/87
D657,720 S *	4/2012	Eck	D12/107
D665,309 S *	8/2012	Lepine	D12/107
D665,312 S *	8/2012	Lepine	D12/126
D701,143 S *	3/2014	Shan	D12/87
D722,927 S *	2/2015	Schroeder	D12/171
D727,807 S *	4/2015	Schroeder	D12/173
D756,845 S *	5/2016	Flores	D12/87
D805,009 S *	12/2017	Eck	D12/171
9,873,316 B2 *	1/2018	Lovold	B62K 5/01
D862,286 S *	10/2019	Flores	D12/87
D866,402 S *	11/2019	Wang	D12/107
10,569,819 B2 *	2/2020	Lovold	B62K 5/007

D886,678 S *	6/2020	Lai	D12/87
D906,181 S *	12/2020	Lou	D12/107
D908,536 S *	1/2021	Ye	D12/87
D913,847 S *	3/2021	Hashimoto	D12/87

(Continued)

FOREIGN PATENT DOCUMENTS

CN 306284100 * 1/2021

OTHER PUBLICATIONS

“2020 Pioneer 700” Honda., posted date Nov. 2, 2020 [online],
[retrieved on Jul. 14, 2021]. Retrieved from the Internet <URL:
<https://powersports.honda.com/sxs/recutlity/pioneer-700?year=2020>> (Year: 2020).*

(Continued)

Primary Examiner — Darlington Ly

Assistant Examiner — Nasim Abdulaziz Ali

(74) *Attorney, Agent, or Firm* — Ostrolenk Faber LLP

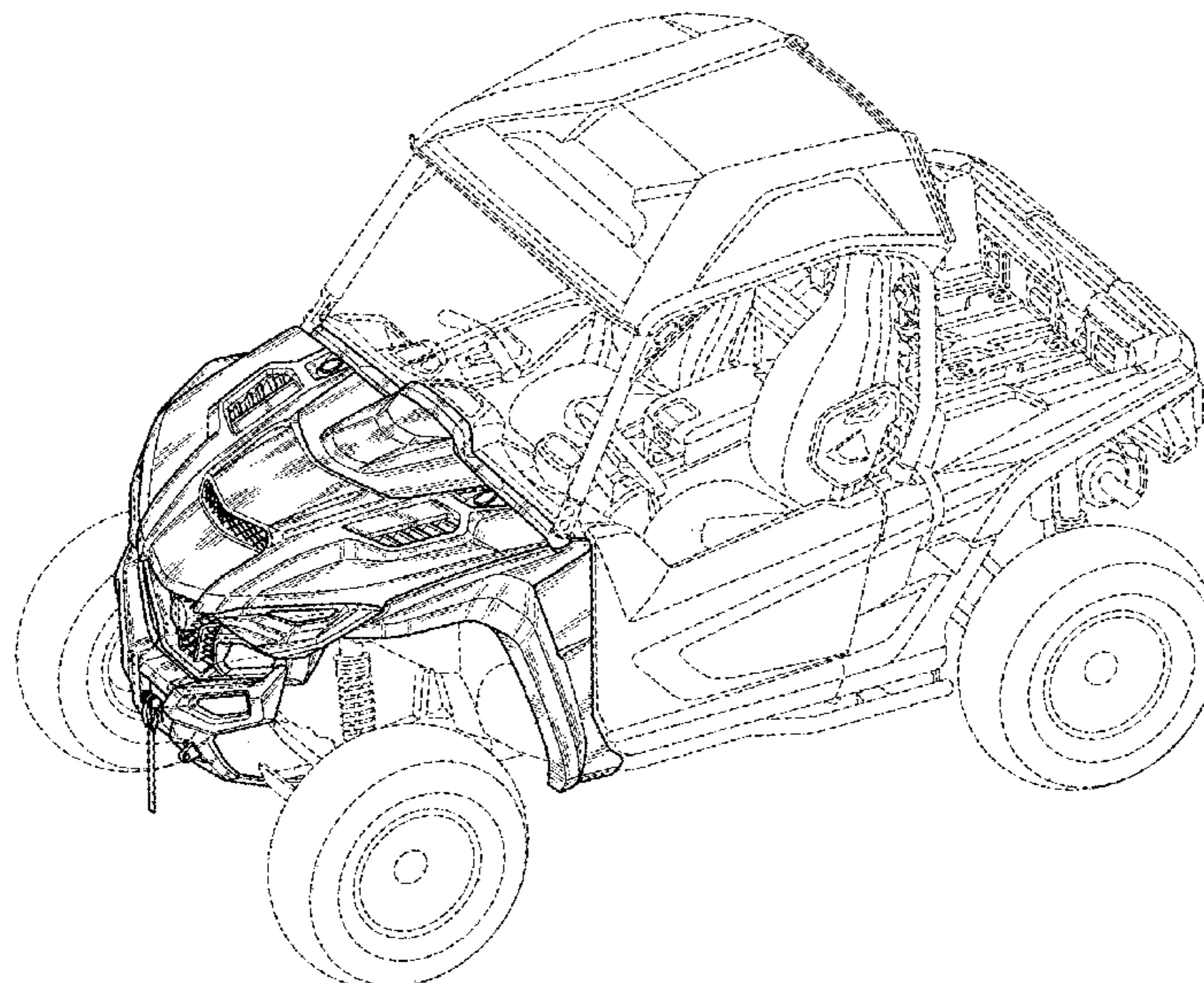
(57) **CLAIM**

The ornamental design for a four wheeled vehicle, as shown
and described.

DESCRIPTION

FIG. 1 is a top, front, and left side perspective view of a four
wheeled vehicle;
FIG. 2 is a rear and right side perspective view thereof;
FIG. 3 is a front elevation view thereof;
FIG. 4 is a rear elevation view thereof;
FIG. 5 is a right side elevation view thereof;
FIG. 6 is a left side elevation view thereof;
FIG. 7 is a top plan view thereof; and,
FIG. 8 is a bottom plan view thereof.
The broken lines depict portions of the four wheeled vehicle
in which the design is embodied that are not considered part
of the claimed design.

1 Claim, 8 Drawing Sheets



(56)

References Cited

U.S. PATENT DOCUMENTS

2010/0084212 A1* 4/2010 Smith B60N 2/38
180/311
2016/0332536 A1* 11/2016 Weber B60G 11/48
2020/0171942 A1* 6/2020 Evans F02D 11/04

OTHER PUBLICATIONS

“2021 Polaris Ranger 500” Polaris., posted date Jun. 3, 2021 [online], [retrieved on Jul. 14, 2021]. Retrieved from the Internet <URL: <https://woodsidemotorsports.net/Utility-Vehicles-Polaris-Ranger-500-2021-Hailey-ID-45291521-04cc-43ec-bdc6-abe6001ff6ed>> (Year: 2021).*

“2019 Viking” Yamaha., posted date Jun. 7, 2018 [online], [retrieved on Jul. 14, 2021]. Retrieved from the Internet <URL: <https://www.yamahamotorsports.com/utility-side-by-side/models/2019/viking>> (Year: 2018).*

* cited by examiner

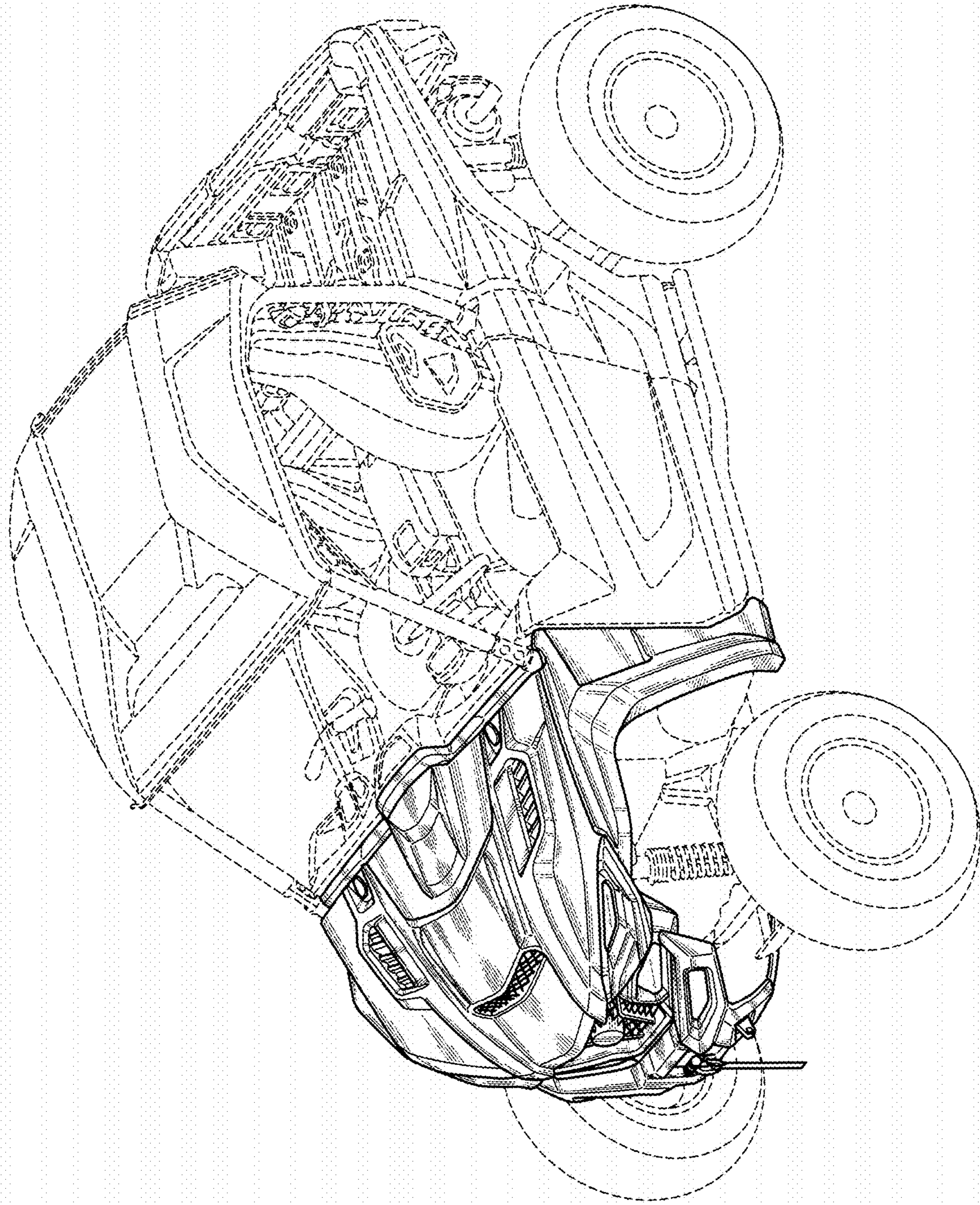


Fig.1

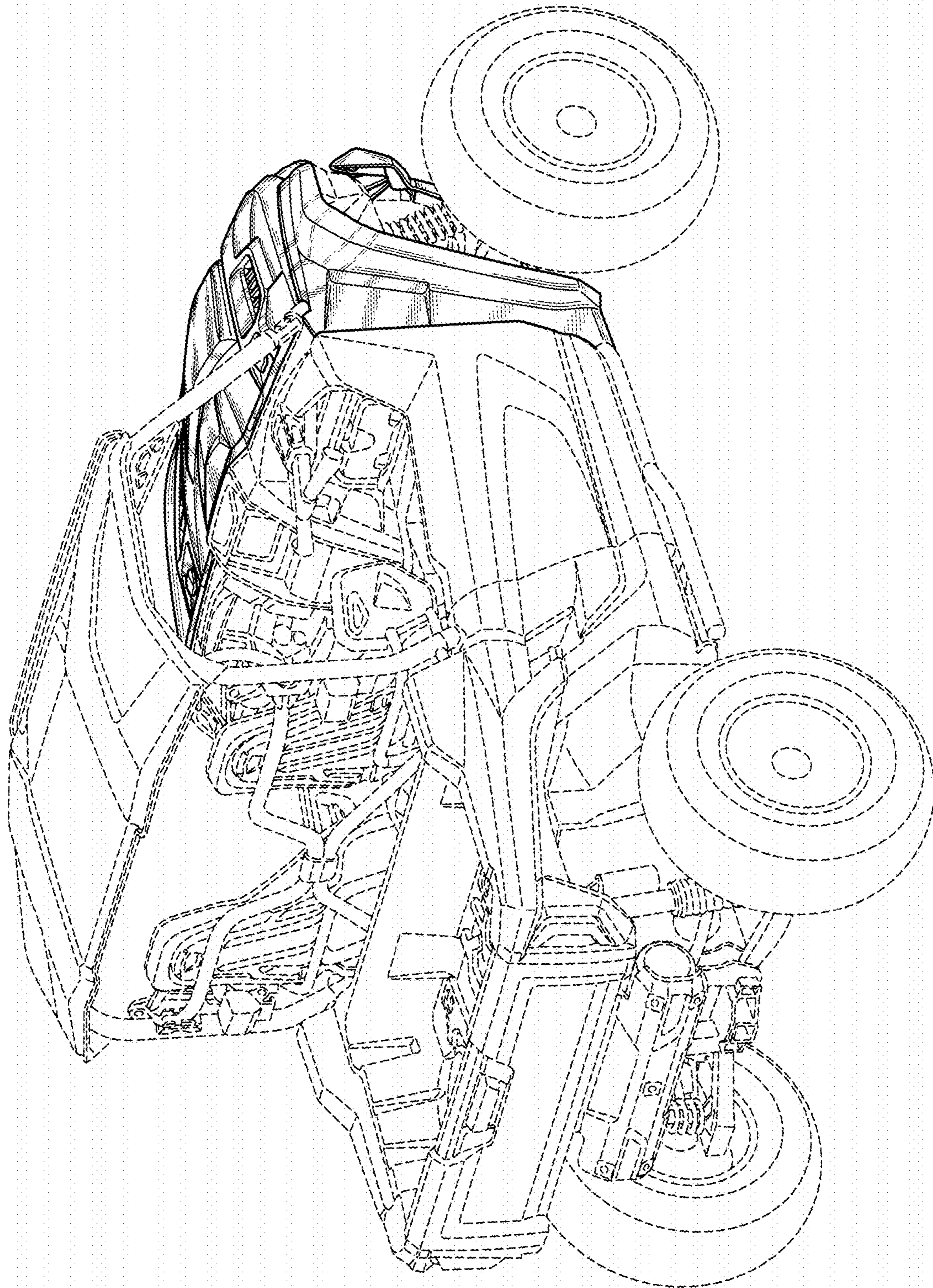


Fig.2

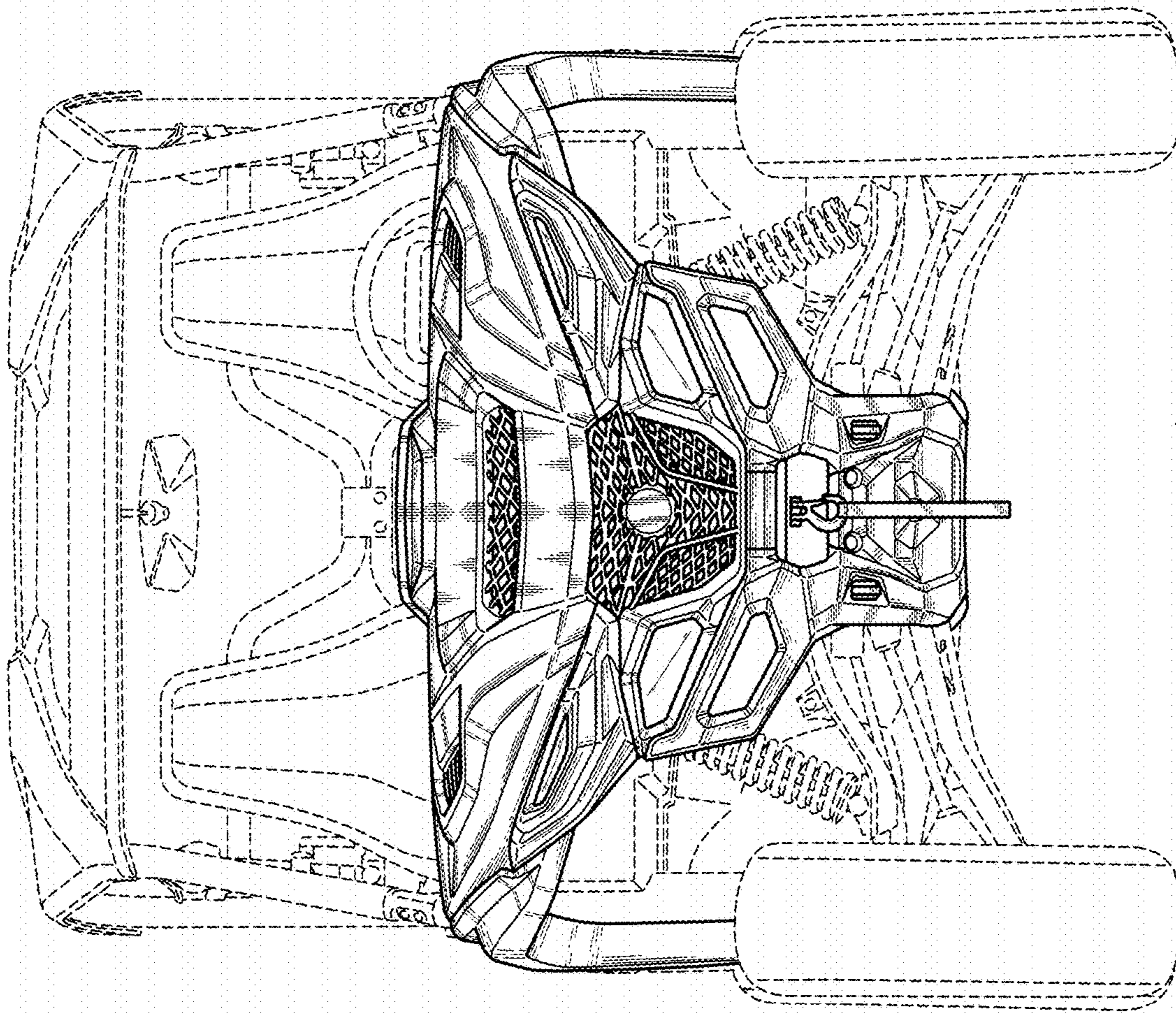


Fig.3

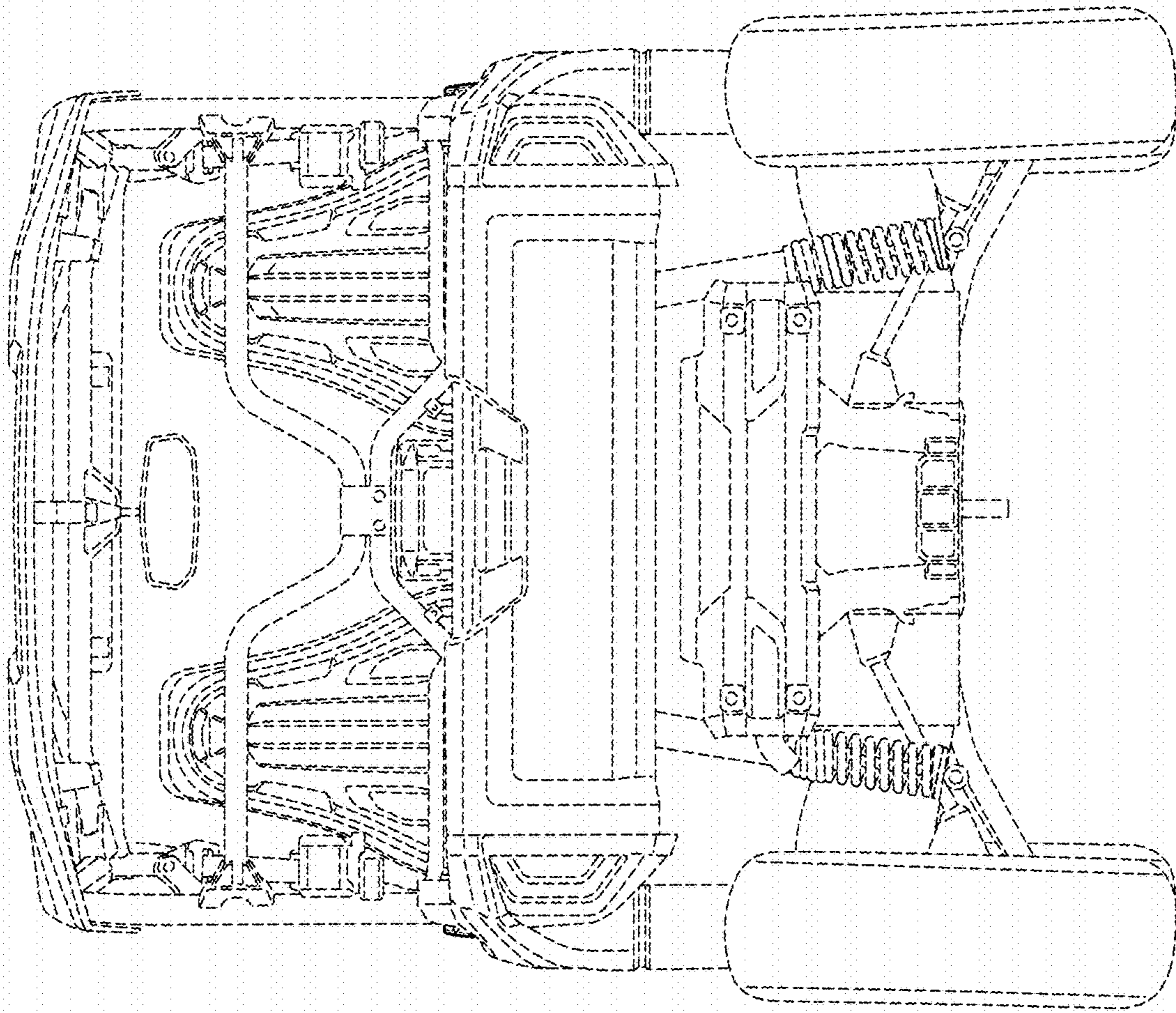


Fig.4

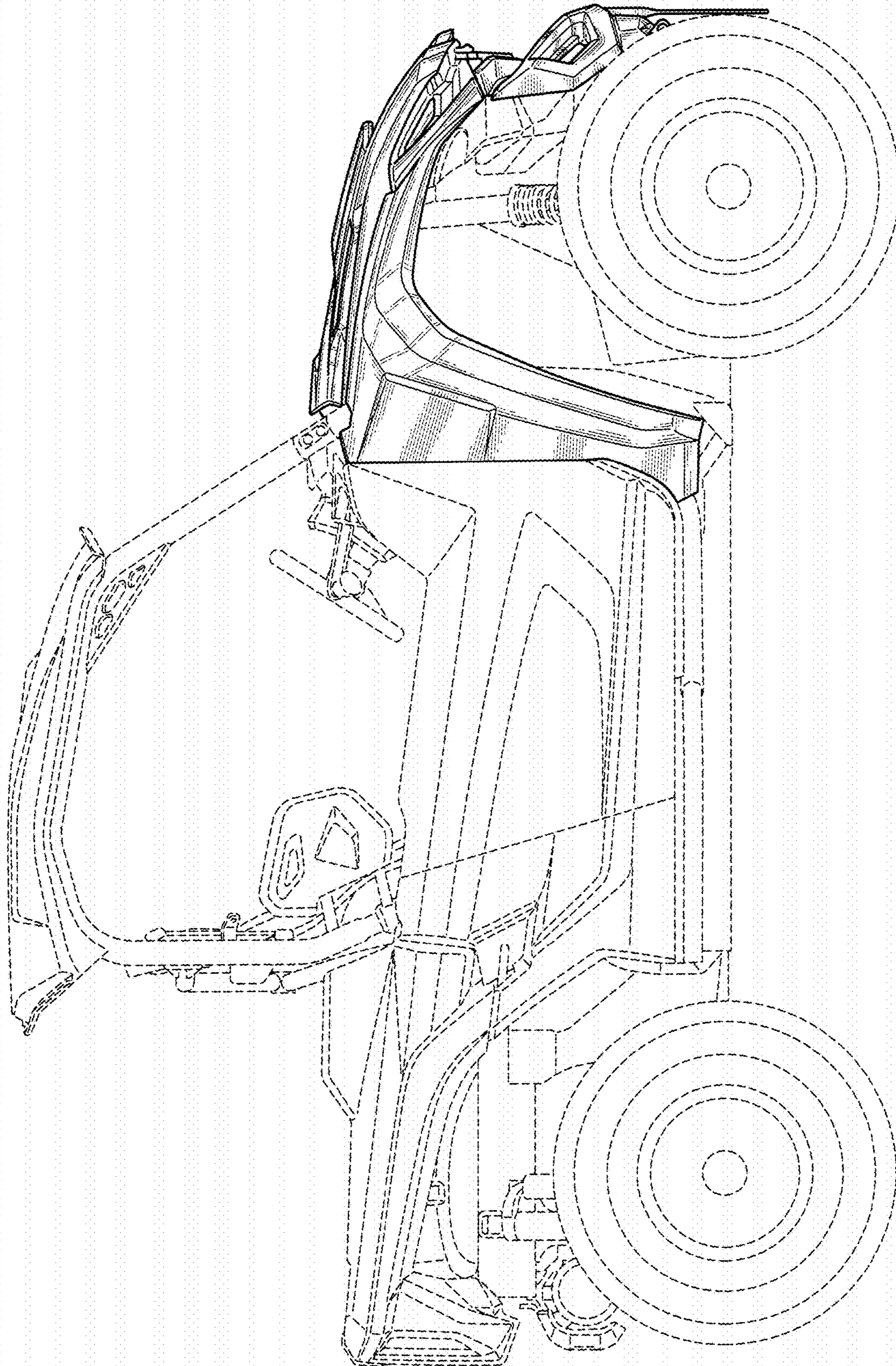


Fig.5

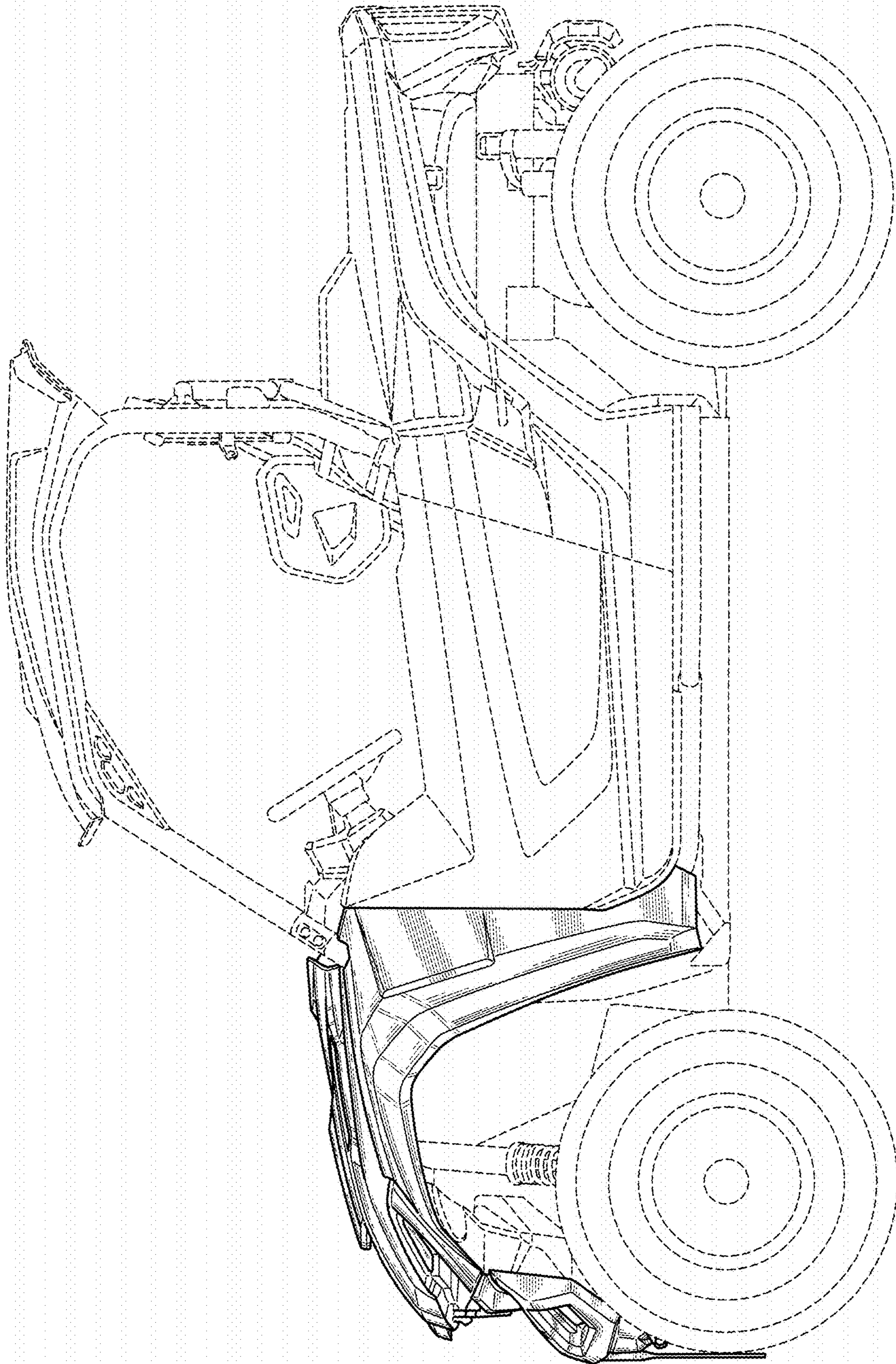


Fig.6

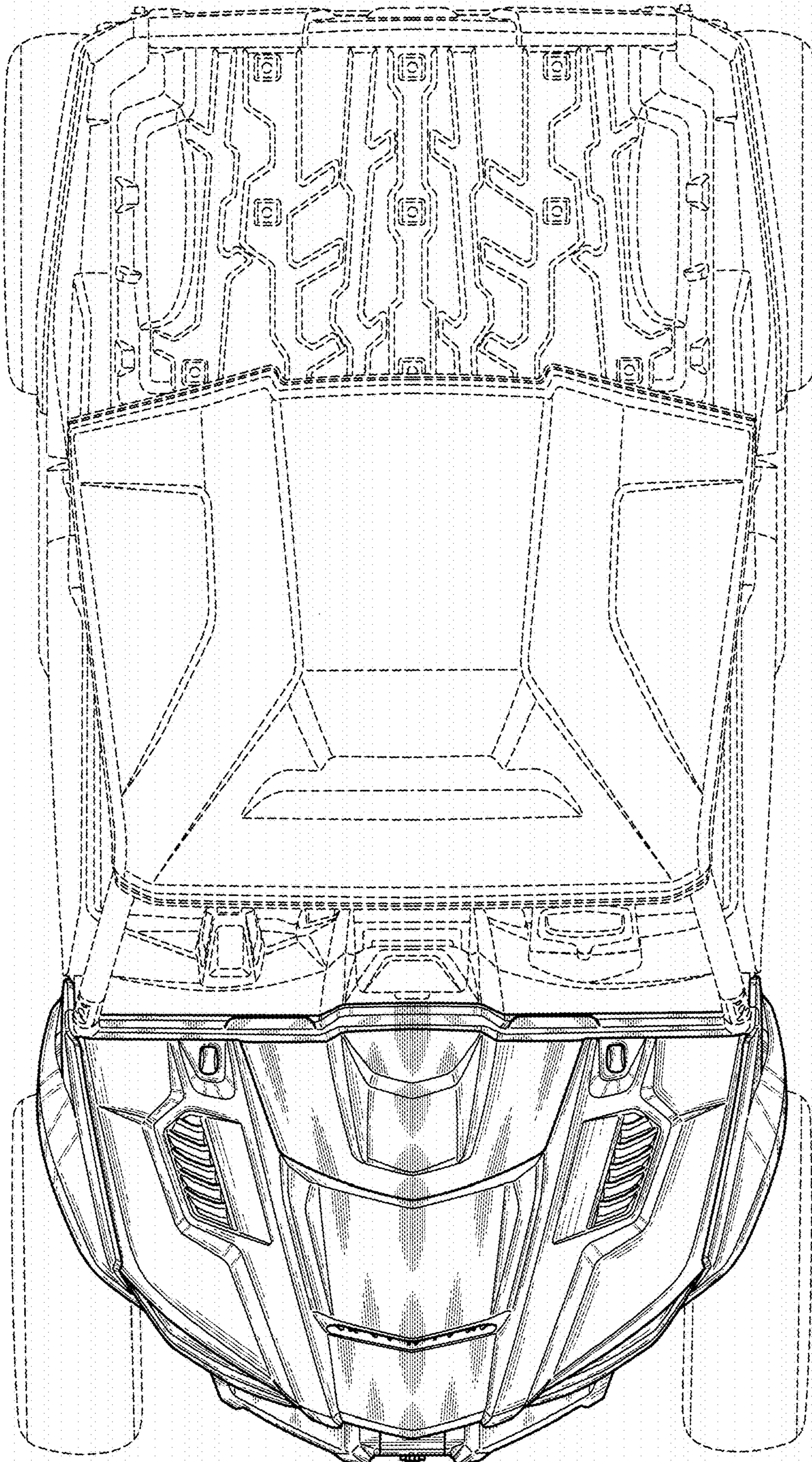


Fig.7

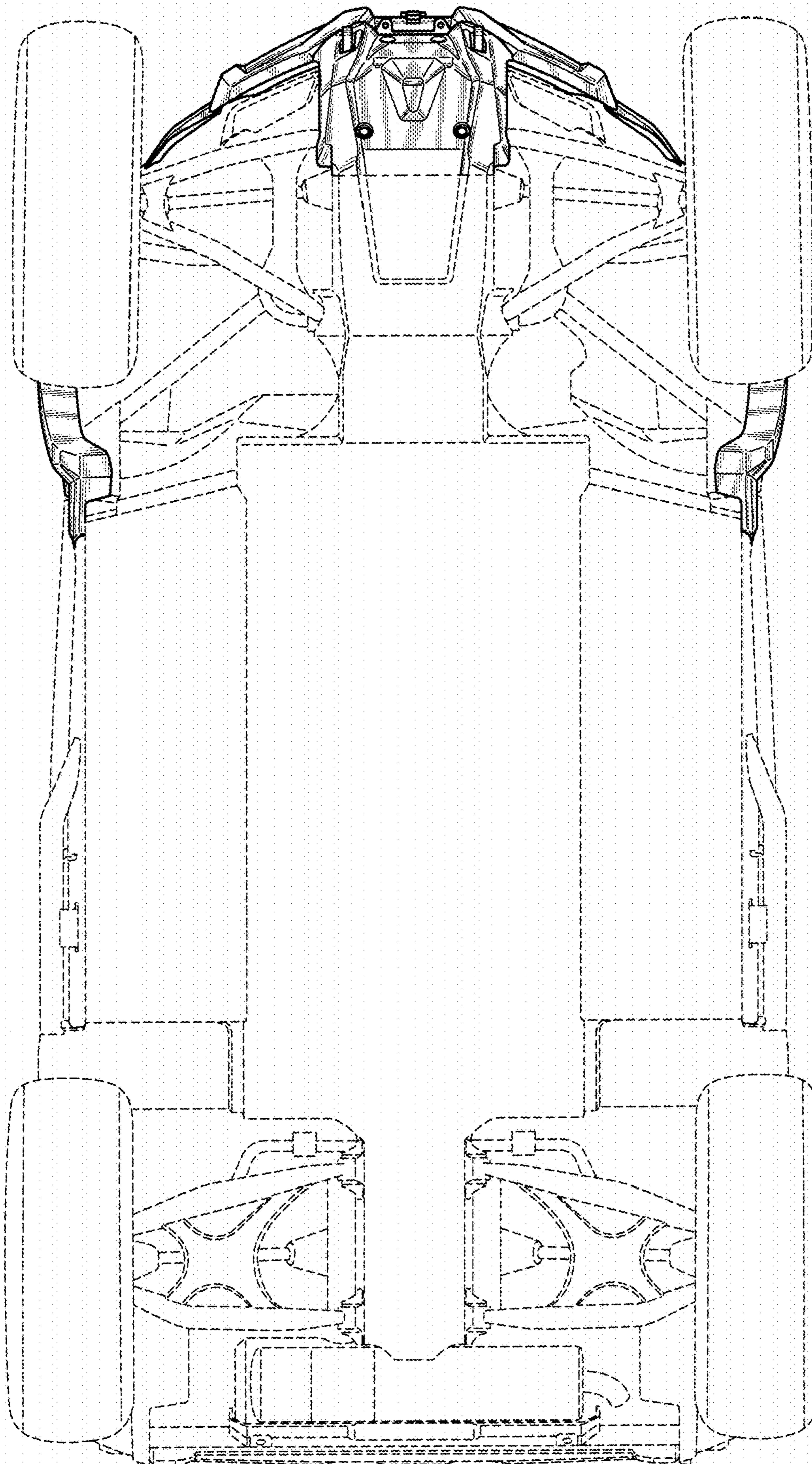


Fig.8