



US00D936495S

(12) **United States Design Patent**  
**Wojciechowski et al.**

(10) **Patent No.:** **US D936,495 S**  
(45) **Date of Patent:** **\*\* Nov. 23, 2021**

- (54) **BILLET LEVEL**
- (71) Applicant: **Johnson Level & Tool Mfg. Co., Inc.**,  
Mequon, WI (US)
- (72) Inventors: **Timothy J. Wojciechowski**, Hubertus,  
WI (US); **David Mencil**, Menomonee  
Falls, WI (US)
- (73) Assignee: **Johnson Level & Tool Mfg. Co., Inc.**,  
Mequon, WI (US)
- (\*\*) Term: **15 Years**
- (21) Appl. No.: **29/706,782**
- (22) Filed: **Sep. 24, 2019**
- (51) **LOC (13) Cl.** ..... **10-04**
- (52) **U.S. Cl.**  
USPC ..... **D10/69**
- (58) **Field of Classification Search**  
USPC ..... D10/69  
CPC . G01C 9/00; G01C 9/005; G01C 9/02; G01C  
9/04; G01C 9/06; G01C 9/08; G01C  
9/10; G01C 9/12; G01C 9/14; G01C  
9/16; G01C 9/18; G01C 9/20; G01C  
9/22; G01C 9/24; G01C 9/26; G01C  
9/28; G01C 9/30; G01C 9/32; G01C  
9/34; G01C 9/36; G01C 2009/005; G01C  
2009/062; G01C 2009/064; G01C  
2009/066; G01C 2009/068; G01C  
2009/102; G01C 2009/105; G01C  
2009/107; G01C 2009/182; G01C  
2009/185; G01C 2009/187  
See application file for complete search history.

- D396,013 S 6/1998 Webb
- D411,470 S 6/1999 Howard et al.
- D412,857 S 8/1999 Howard et al.
- D415,436 S 10/1999 Martone
- D463,298 S 9/2002 Webb
- D469,370 S 1/2003 Gruetzmacher et al.
- D472,168 S 3/2003 Levinson
- 6,568,095 B2 5/2003 Snyder
- D503,349 S 3/2005 Webb
- D507,194 S 7/2005 Budrow et al.
- D509,158 S 9/2005 Silberberg
- D513,198 S 12/2005 Levinson
- D519,863 S 5/2006 Kim
- D521,882 S 5/2006 Kim
- 7,152,335 B2 12/2006 Nichols
- D538,186 S 3/2007 Silberberg
- D539,679 S 4/2007 Silberberg
- D576,063 S 9/2008 Silberberg
- D580,283 S 11/2008 Liao
- D582,302 S 12/2008 Johnson et al.
- D590,280 S 4/2009 Allemann
- D595,165 S 6/2009 Silberberg
- D597,871 S 8/2009 Liao

(Continued)

*Primary Examiner* — Antoine Duval Davis  
(74) *Attorney, Agent, or Firm* — Boyle Fredrickson S.C.

(57) **CLAIM**

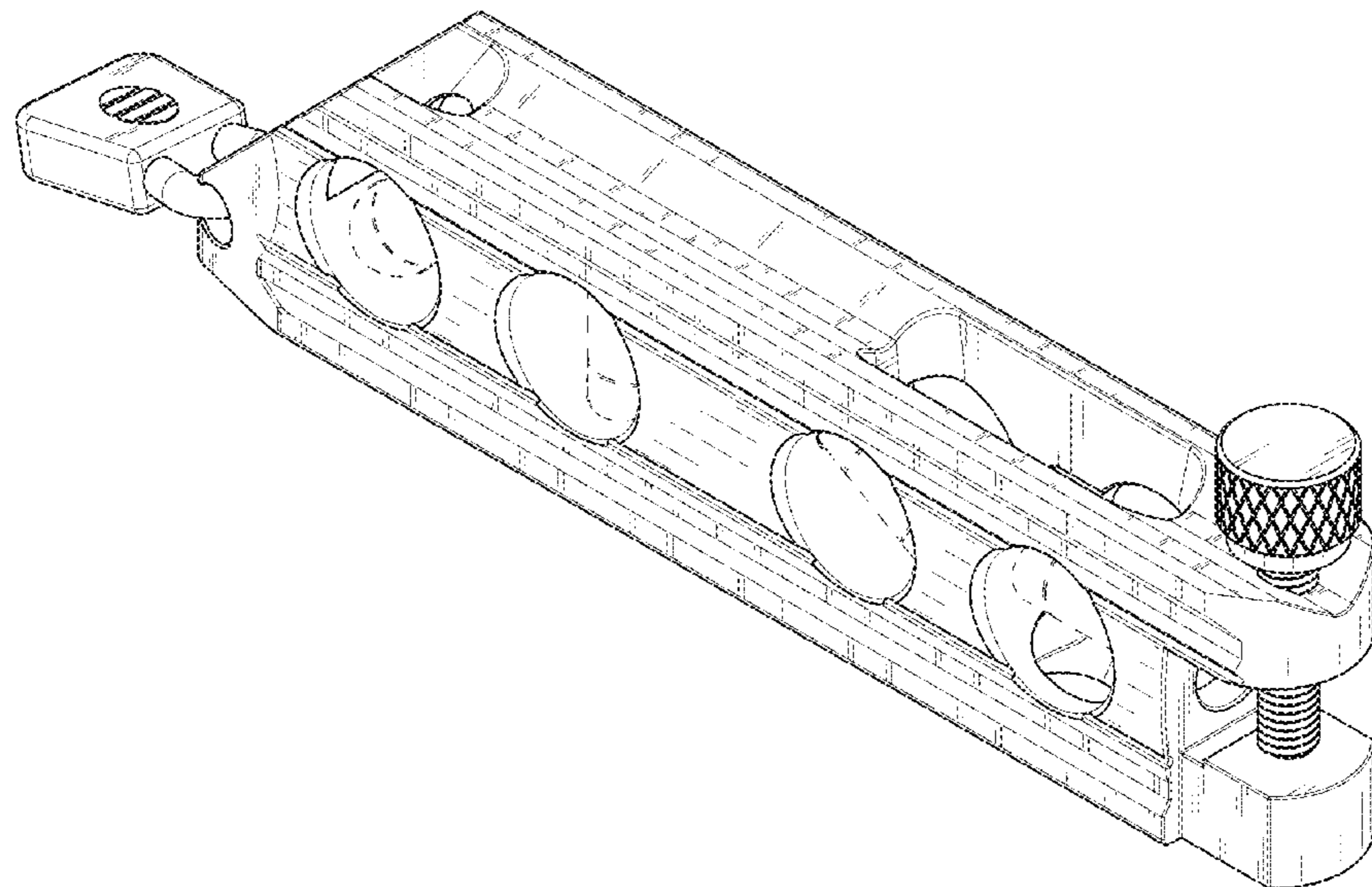
The ornamental design of a billet level, as shown and described.

**DESCRIPTION**

FIG. 1 is an isometric view of a billet level incorporating our new design, wherein the portions illustrated in phantom form no part of the claimed design;  
FIG. 2 is a front elevation view thereof;  
FIG. 3 is a rear elevation view thereof;  
FIG. 4 is a right side elevation view thereof;  
FIG. 5 is a left side elevation view thereof;  
FIG. 6 is a top plan view thereof; and,  
FIG. 7 is a bottom plan view thereof.

**1 Claim, 6 Drawing Sheets**

- (56) **References Cited**  
U.S. PATENT DOCUMENTS  
D332,226 S 1/1993 Hutchins et al.  
D371,309 S 7/1996 Webb



(56)

**References Cited**

U.S. PATENT DOCUMENTS

D598,310	S	8/2009	Liao
D613,194	S	4/2010	Silberberg
D625,630	S	10/2010	Levinson
D628,914	S	12/2010	Kim et al.
7,946,045	B2	5/2011	Allemand
8,061,051	B2	11/2011	Allemand
D694,659	S	12/2013	Yong et al.
D735,062	S	7/2015	Wojciechowski et al.
D735,063	S *	7/2015	Wojciechowski ..... D10/69
2008/0271331	A1	11/2008	Allemand
2013/0269196	A1	10/2013	Steele et al.
2013/0340270	A1	12/2013	Silberberg
2014/0007438	A1	1/2014	Silberberg

\* cited by examiner

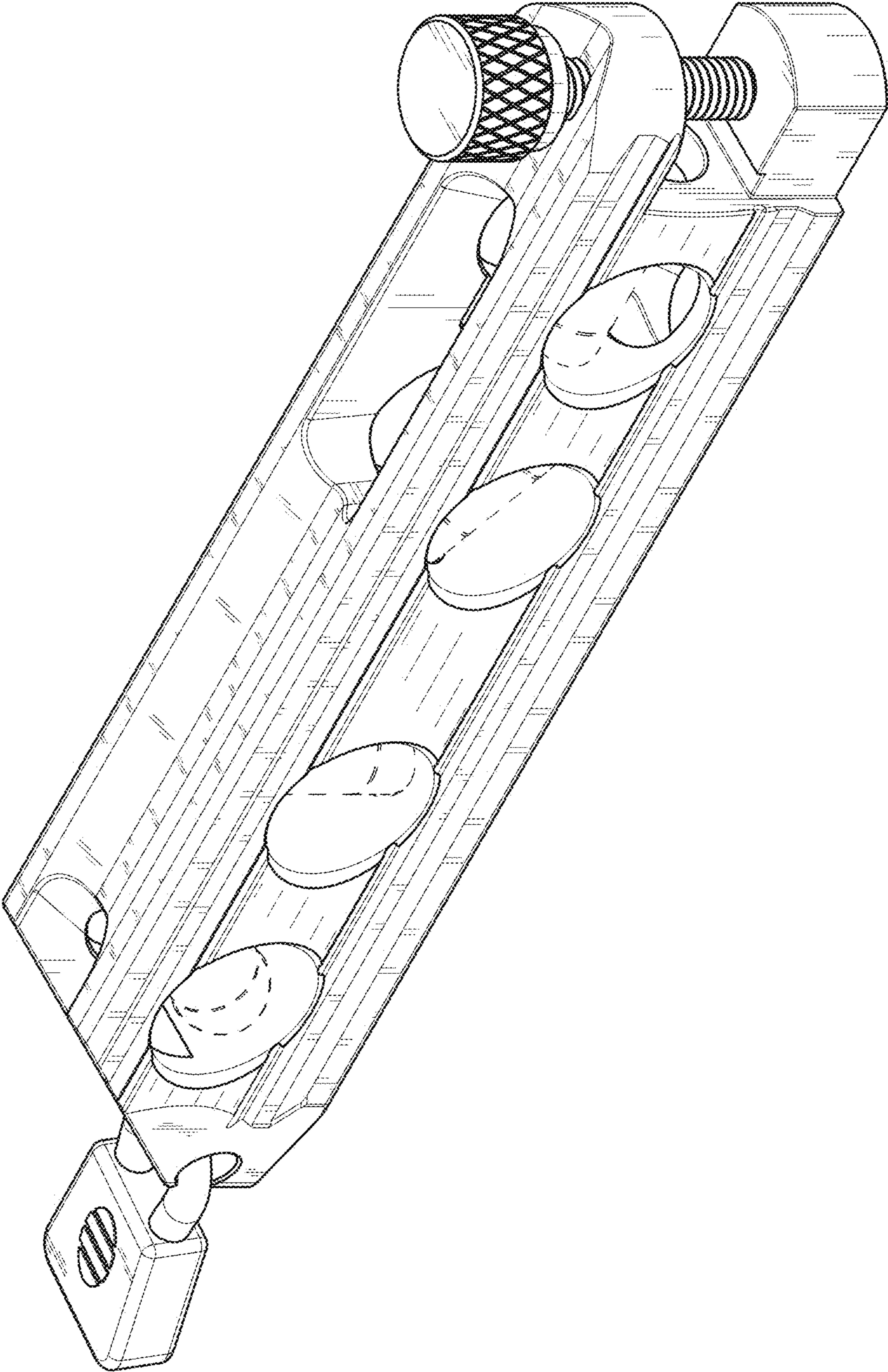


FIG. 1

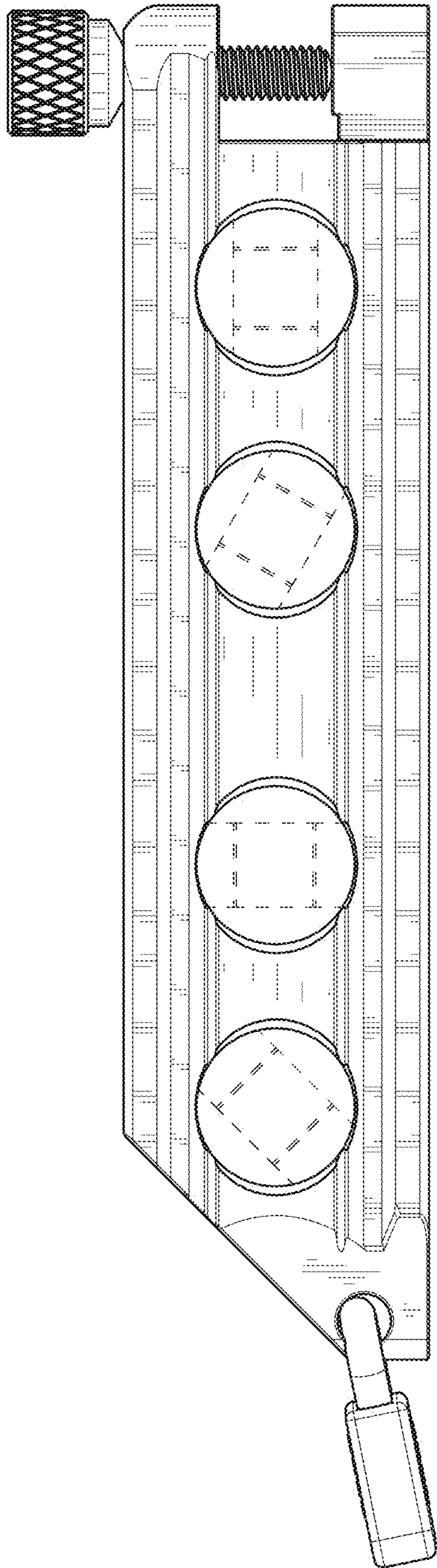


FIG. 2

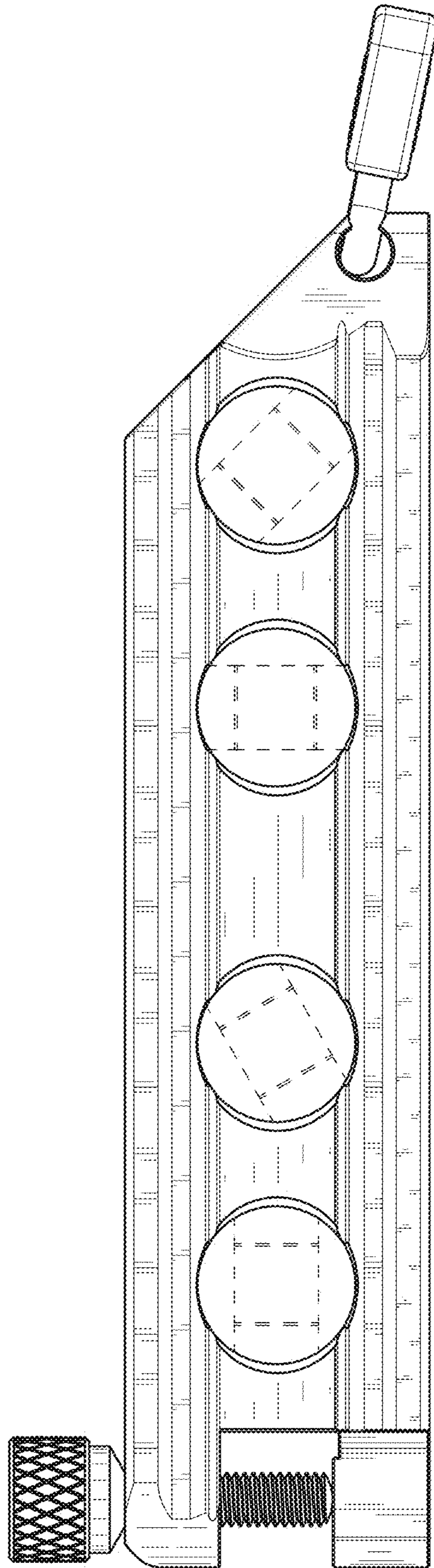


FIG. 3

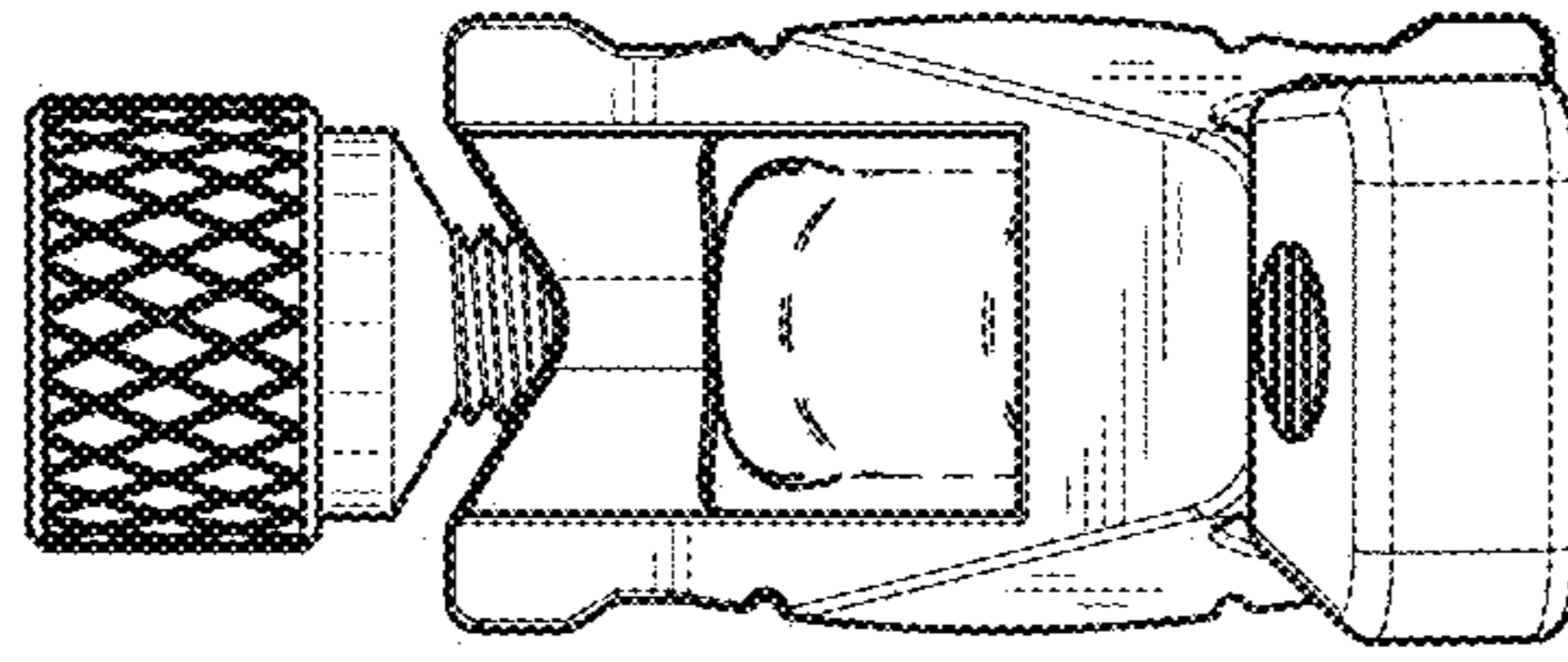


FIG. 5

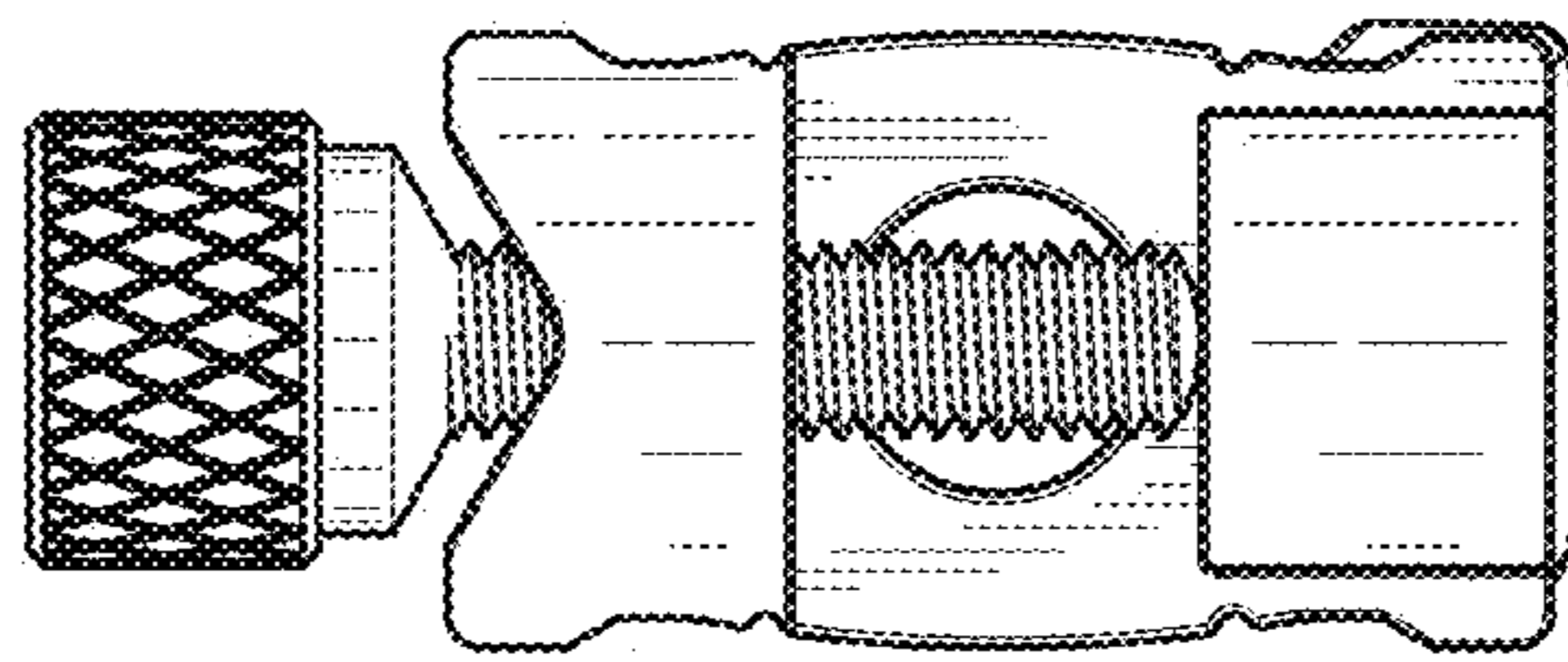


FIG. 4




FIG. 6

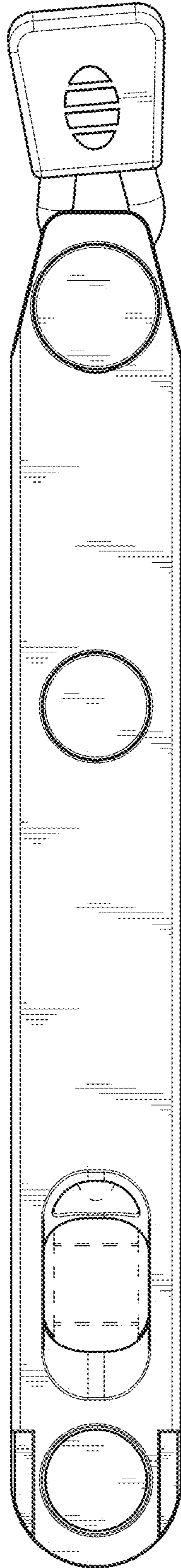


FIG. 7