



US00D936489S

(12) **United States Design Patent** (10) **Patent No.:** **US D936,489 S**  
**Savary** (45) **Date of Patent:** **\*\* Nov. 23, 2021**

(54) **WRISTWATCH**  
(71) Applicant: **HUBLLOT SA, Genève, Geneva (CH)**  
(72) Inventor: **Sylvie Savary, Lausanne (CH)**  
(73) Assignee: **HUBLLOT SA, Genève, Geneva (CH)**  
(\*\*) Term: **15 Years**  
(21) Appl. No.: **29/705,980**  
(22) Filed: **Sep. 17, 2019**

(30) **Foreign Application Priority Data**  
Mar. 18, 2019 (WO) ..... WIPO81579

(51) **LOC (13) Cl.** ..... **10-02**  
(52) **U.S. Cl.**  
USPC ..... **D10/39**

(58) **Field of Classification Search**  
USPC ..... D10/30-39, 65, 70, 97-98, 121-132;  
D14/344; D11/3, 5, 12  
CPC ..... G04B 19/00; G04B 19/125; G04B 19/04;  
G04B 19/048; G04B 19/065; G04B  
19/08; G04B 19/10; G04B 19/103; G04B  
19/106; G04B 19/12; G04B 19/18; G04B  
19/22; G04B 19/223; G04B 19/24; G04B  
19/243; G04B 19/28; G04B 19/283;  
G04B 37/00; G04B 37/0008; G04B  
37/0058; G04B 45/00; G04B 45/0069;  
G04B 45/0076; G04B 47/06; G04B  
47/063; G04G 19/06; A44C 5/00; A44C  
5/02; A44C 5/027; A44C 5/04; A44C  
5/08; A44C 5/10; A44C 5/102; A44C  
5/105; A44C 5/107  
See application file for complete search history.

(56) **References Cited**  
U.S. PATENT DOCUMENTS  
D291,814 S \* 9/1987 Cafaro, Jr. .... D10/127  
D327,860 S \* 7/1992 Schmidlin ..... D10/122

6,668,456 B1 \* 12/2003 Moser ..... G04B 19/12  
29/896.32  
D649,481 S \* 11/2011 Crocco ..... D10/39  
D668,971 S \* 10/2012 Tedeschi ..... D10/39  
D693,245 S \* 11/2013 Mille ..... D10/39  
D707,137 S \* 6/2014 Tedeschi ..... D10/39  
D724,962 S \* 3/2015 Vaptzarof ..... D10/39  
D725,500 S \* 3/2015 Biver ..... D10/39  
D735,069 S \* 7/2015 Paradise ..... D11/3  
D747,982 S \* 1/2016 Miodrag ..... D10/39  
D751,930 S \* 3/2016 Miodrag ..... D10/39  
D756,244 S \* 5/2016 Bastian ..... D10/39  
D761,130 S \* 7/2016 Soares ..... D10/32  
D764,338 S \* 8/2016 Cerrato ..... D10/127  
D799,987 S \* 10/2017 Mille ..... D10/30  
D800,578 S \* 10/2017 Behling ..... D10/30  
D843,228 S \* 3/2019 Miodrag ..... D10/32  
D843,229 S \* 3/2019 Miodrag ..... D10/39  
D850,295 S \* 6/2019 Behling ..... D10/39  
D881,024 S \* 4/2020 Savary ..... D10/38

(Continued)

*Primary Examiner* — Katherine Glennon  
(74) *Attorney, Agent, or Firm* — Sughrue Mion, PLLC

(57) **CLAIM**  
The ornamental design for a wristwatch, as shown and described.

**DESCRIPTION**  
FIG. 1 is a front elevational view of a wristwatch showing my new design;  
FIG. 2 is a perspective view of a front and right side thereof;  
FIG. 3 is a rear elevational view thereof;  
FIG. 4 is a left side elevational view thereof;  
FIG. 5 is a right side elevational view thereof;  
FIG. 6 is a top plan view thereof; and,  
FIG. 7 is a bottom plan view thereof.  
The broken lines in the figures illustrate portions of the wristwatch that form no part of the claimed design.

**1 Claim, 7 Drawing Sheets**



(56)

**References Cited**

U.S. PATENT DOCUMENTS

D881,025 S \* 4/2020 Behling ..... D10/38  
D902,745 S \* 11/2020 Gonet ..... D10/32

\* cited by examiner



FIG. 1




FIG. 2

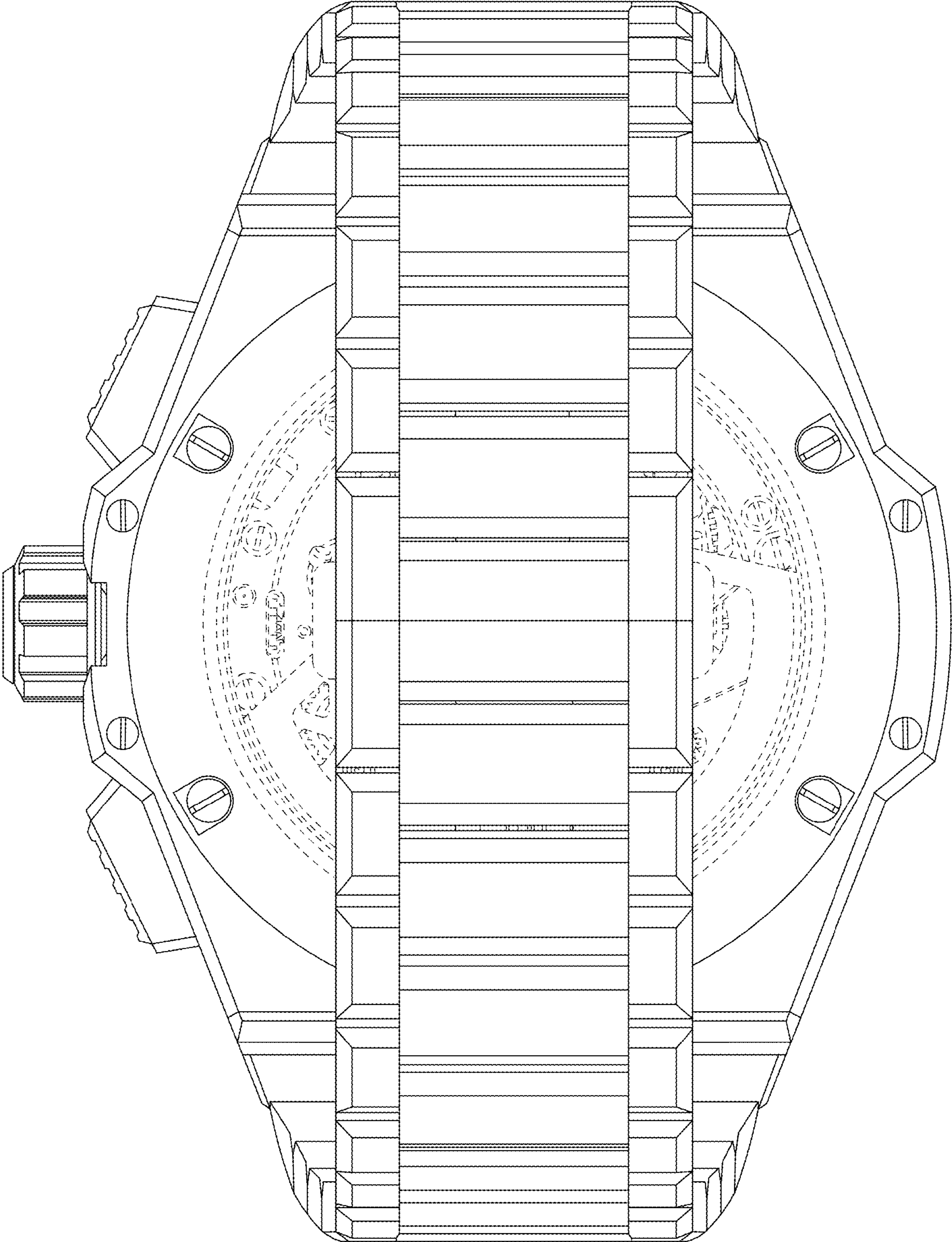


FIG. 3

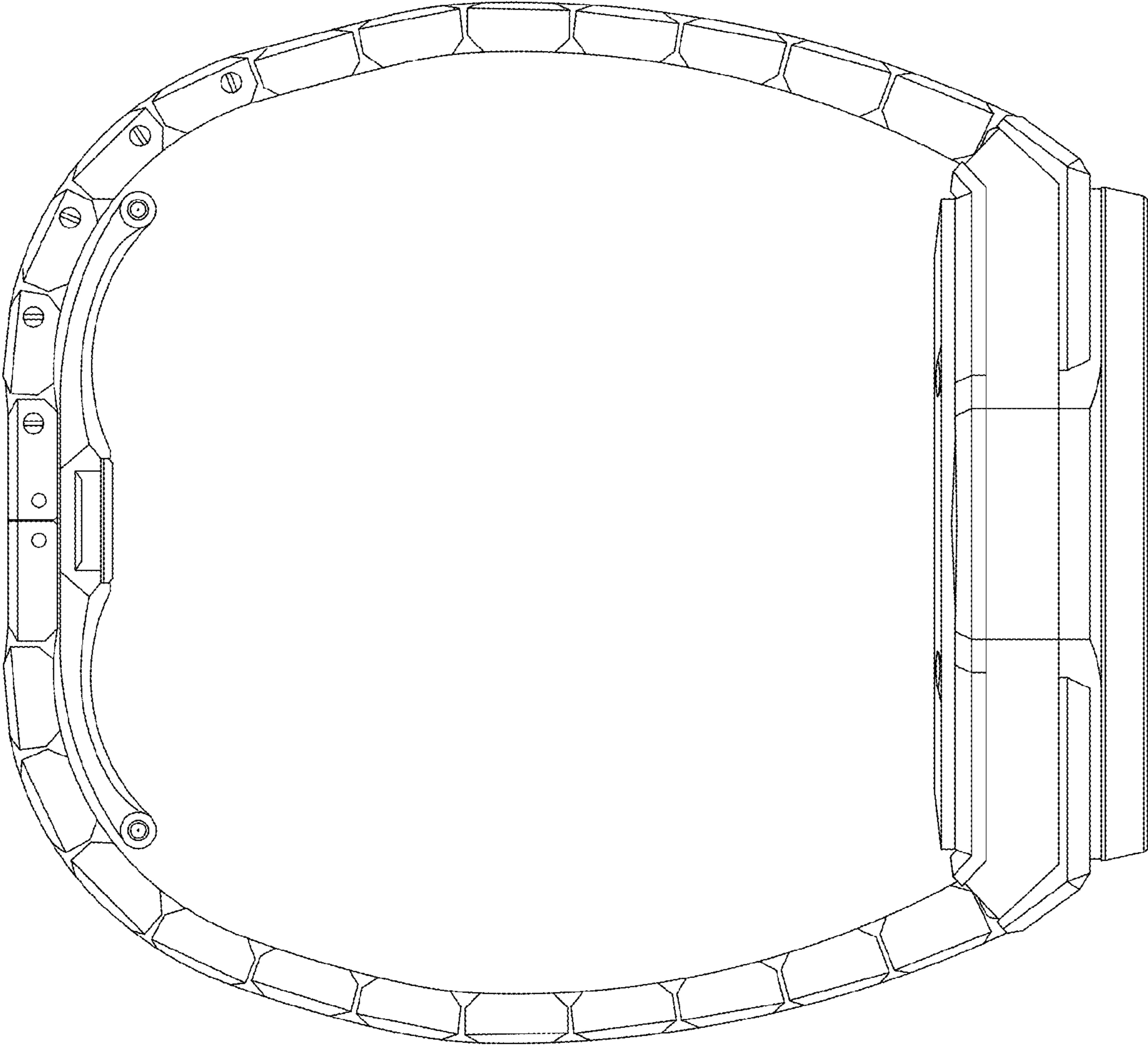


FIG. 4

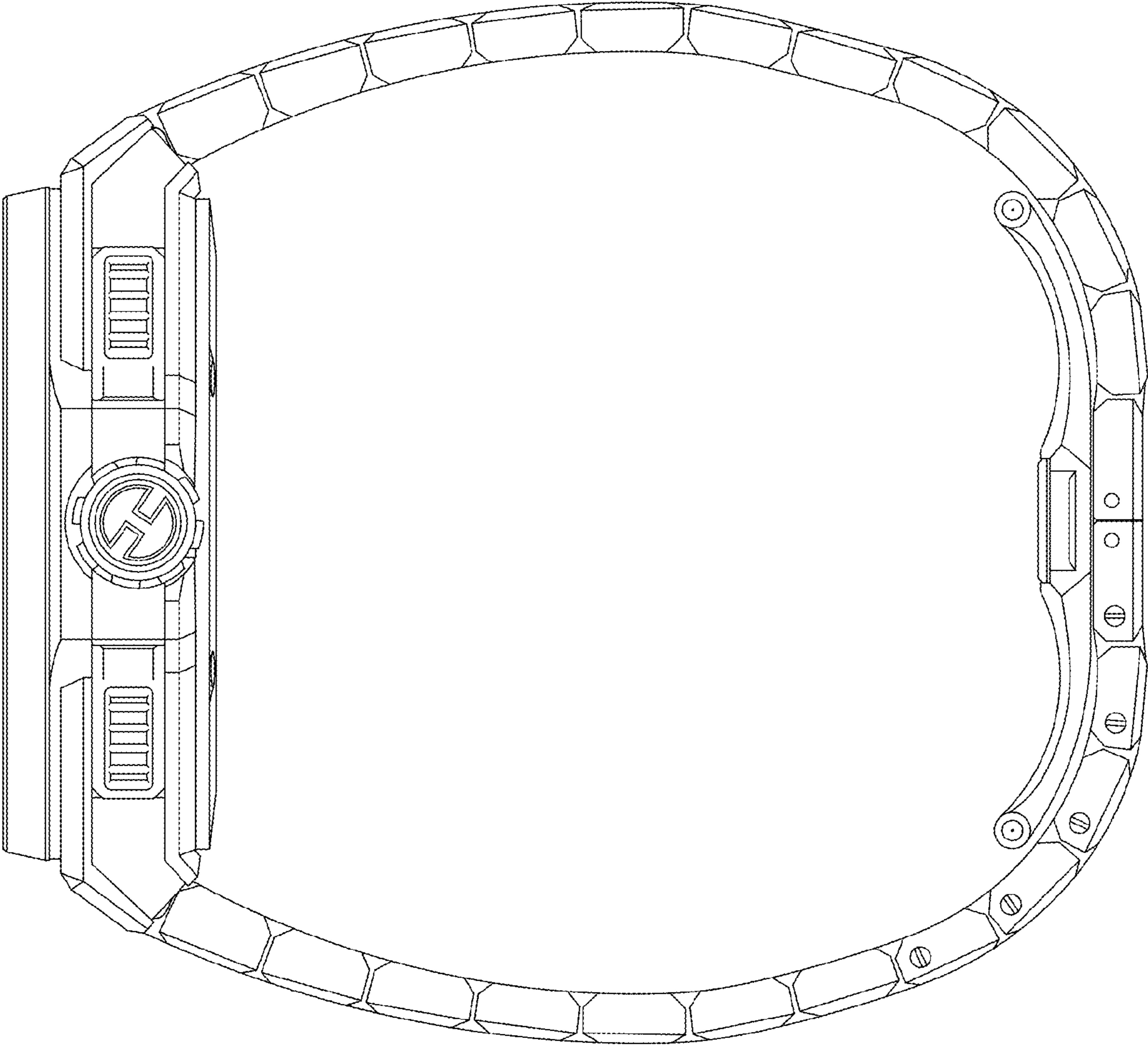


FIG. 5




FIG. 6



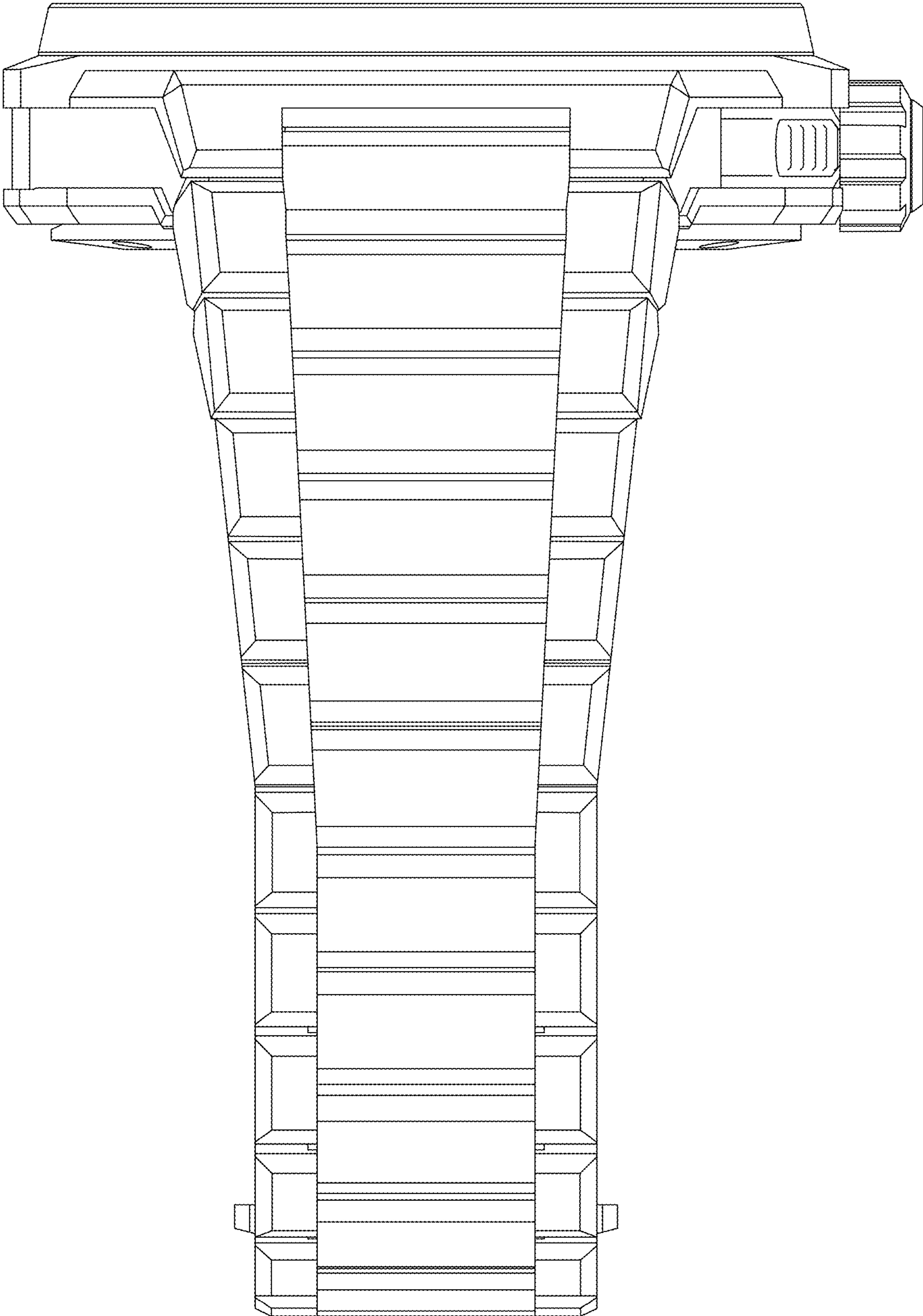


FIG. 7