



US00D936483S

(12) **United States Design Patent** (10) **Patent No.:** **US D936,483 S**  
**Xie** (45) **Date of Patent:** **\*\* Nov. 23, 2021**

(54) **NAIL POLISH BOTTLE**

(71) Applicant: **Zhulian Xie**, Guangzhou (CN)

(72) Inventor: **Zhulian Xie**, Guangzhou (CN)

(\*\*) Term: **15 Years**

(21) Appl. No.: **29/739,400**

(22) Filed: **Jun. 25, 2020**

(51) **LOC (13) Cl.** ..... **09-01**

(52) **U.S. Cl.**

USPC ..... **D9/560**; D9/454; D9/520

(58) **Field of Classification Search**

USPC ..... D9/434-436, 454, 516, 520, 559-560,  
D9/572-574; D4/116

CPC ..... B65D 1/00; B65D 1/02; B65D 1/0223;  
B65D 2501/00; B65D 2501/0009; B65D  
2501/0081

See application file for complete search history.

(56) **References Cited**

**U.S. PATENT DOCUMENTS**

D317,717 S *	6/1991	Carol	.....	D9/418
D569,734 S *	5/2008	Imperato	.....	D9/500
D654,365 S *	2/2012	Im	.....	D9/522
D824,771 S *	8/2018	Pascalie	.....	D9/560
D928,624 S *	8/2021	Lim	.....	D9/560

**OTHER PUBLICATIONS**

<https://www.amazon.com/dp/B07RQLSPRB>, Jun. 26, 2019.

<https://www.amazon.com/dp/B07S1924F2>, Jul. 11, 2019.

- <https://www.amazon.com/dp/B07V4FB7WX>, Nov. 5, 2019.
- <https://www.amazon.com/dp/B07S1741DZ>, Jun. 26, 2019.
- <https://www.amazon.com/dp/B07V3F5GV2>, Nov. 5, 2019.
- <https://www.amazon.com/dp/B07YFJJS GF>, Nov. 12, 2019.
- <https://www.amazon.com/dp/B07YFJWTVK?th=1>, Nov. 11, 2019.
- <https://www.amazon.com/dp/B07YFH68WQ>, Nov. 11, 2019.
- <https://www.amazon.com/dp/B07V299ZDD?th=1>, Nov. 6, 2019.
- <https://www.amazon.co.uk/dp/B07YFH68WQ>, Nov. 7, 2019.
- <https://www.amazon.co.uk/dp/B07YFJJS GF>, Nov. 13, 2019.
- <https://www.amazon.co.uk/dp/B07V5HY3FC>, Nov. 13, 2019.

\* cited by examiner

*Primary Examiner* — Dana Meyrow

(74) *Attorney, Agent, or Firm* — Runit Ranjit Kanakia

(57) **CLAIM**

I claim the ornamental design for a nail polish bottle, as shown and described.

**DESCRIPTION**

FIG. 1 is a Perspective view of a nail polish bottle showing my new design;

FIG. 2 is other Perspective view thereof;

FIG. 3 is a Front view thereof;

FIG. 4 is a Back side view thereof;

FIG. 5 is a Right-side view thereof;


FIG. 6 is a Left-side view thereof;

FIG. 7 is a Top view thereof; and,

FIG. 8 is a Bottom thereof.

The broken lines are for the purpose of illustrating portions of the article that form no part of the claim.

**1 Claim, 8 Drawing Sheets**



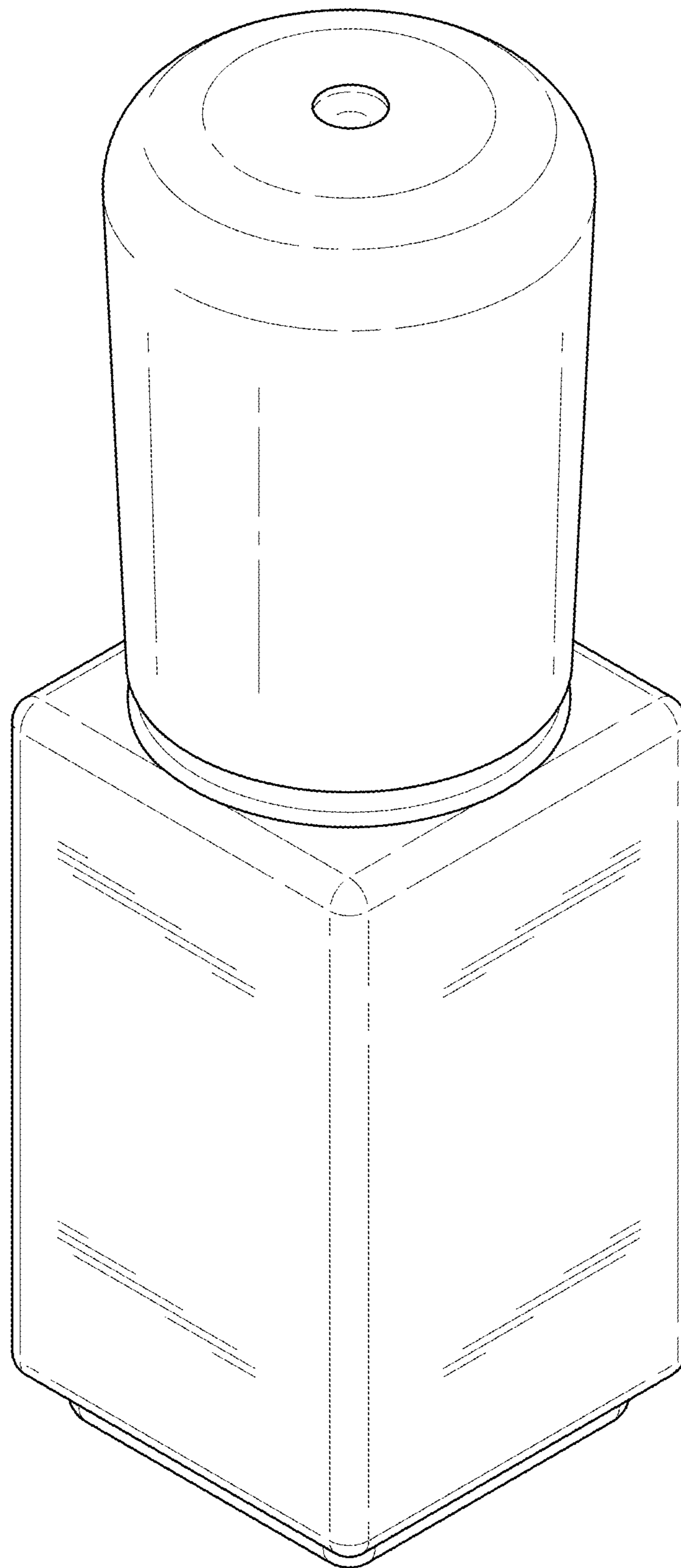


FIG. 1

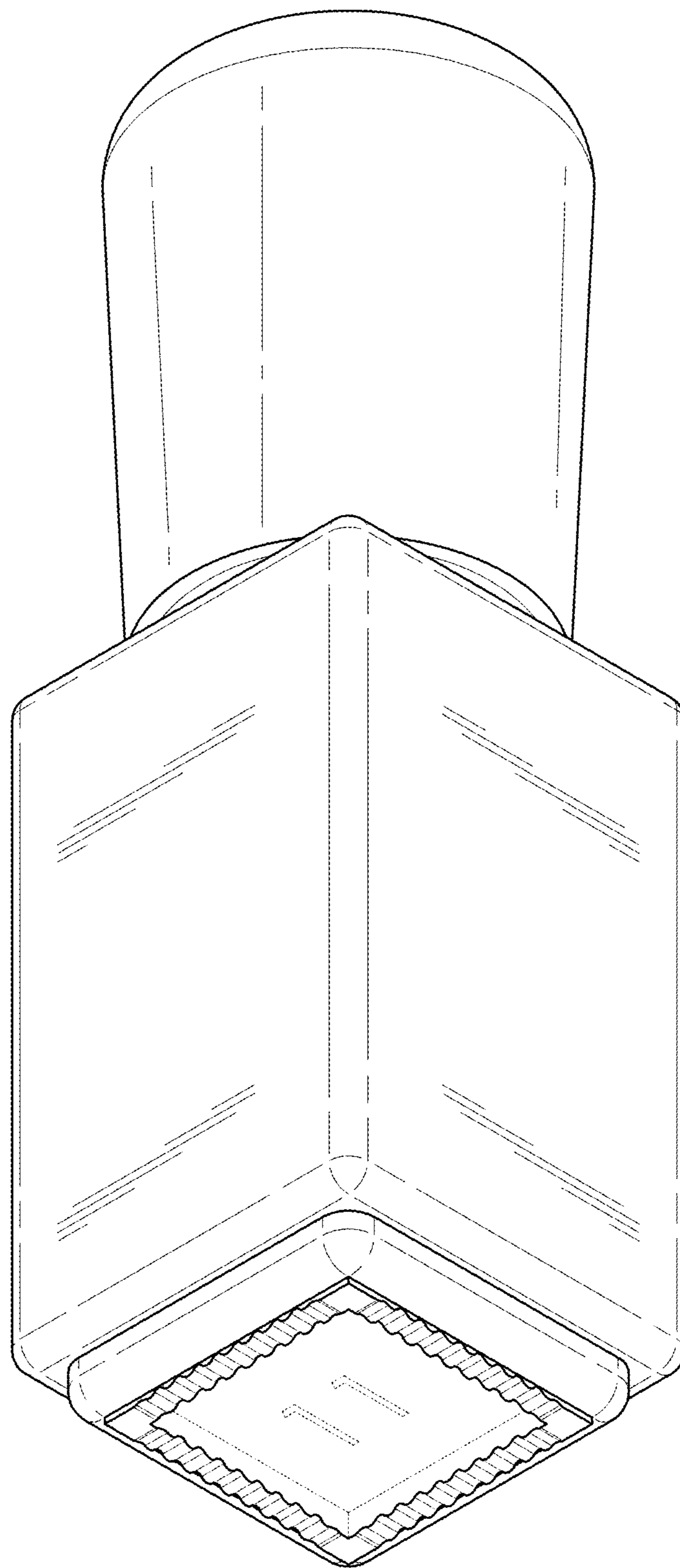


FIG. 2

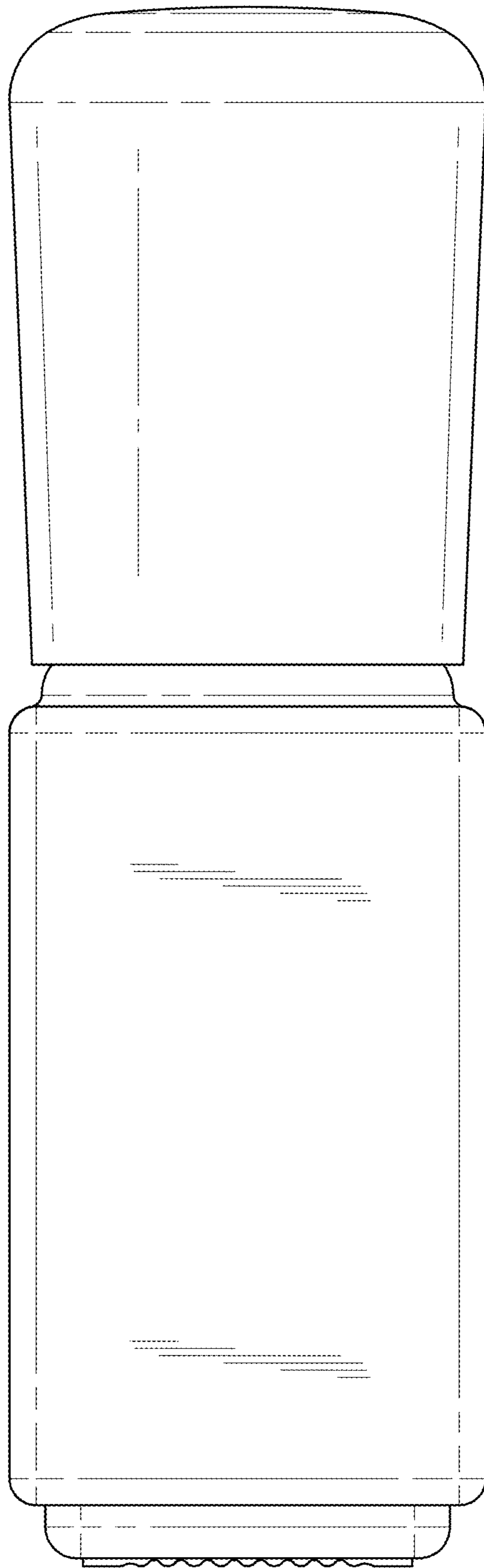


FIG. 3

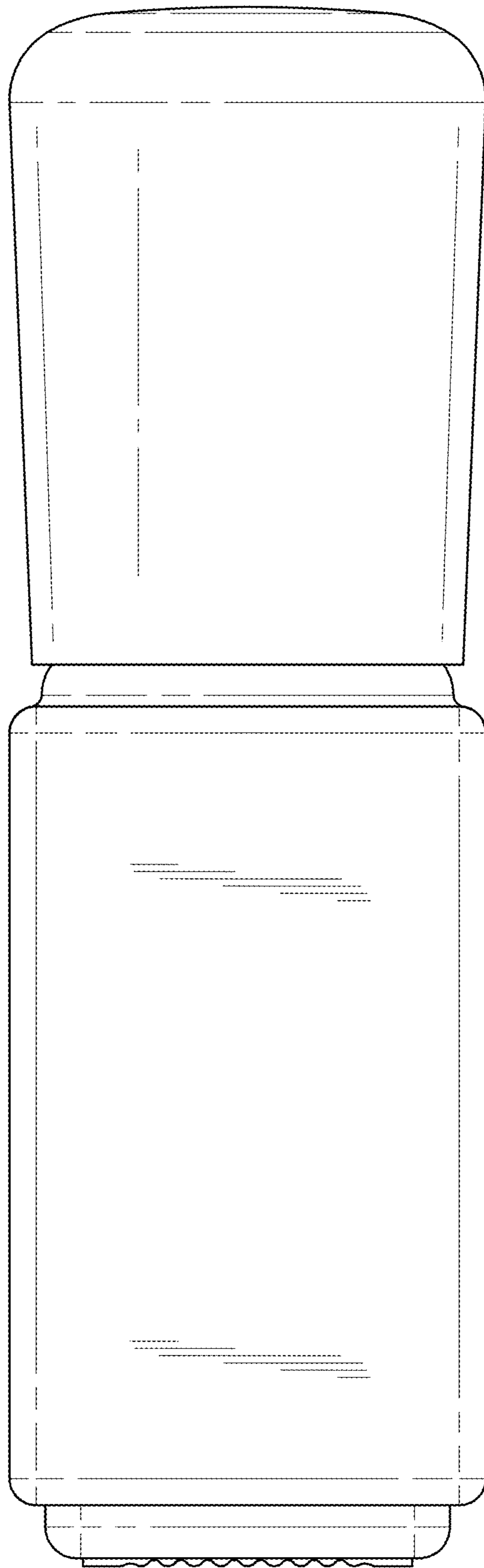


FIG. 4

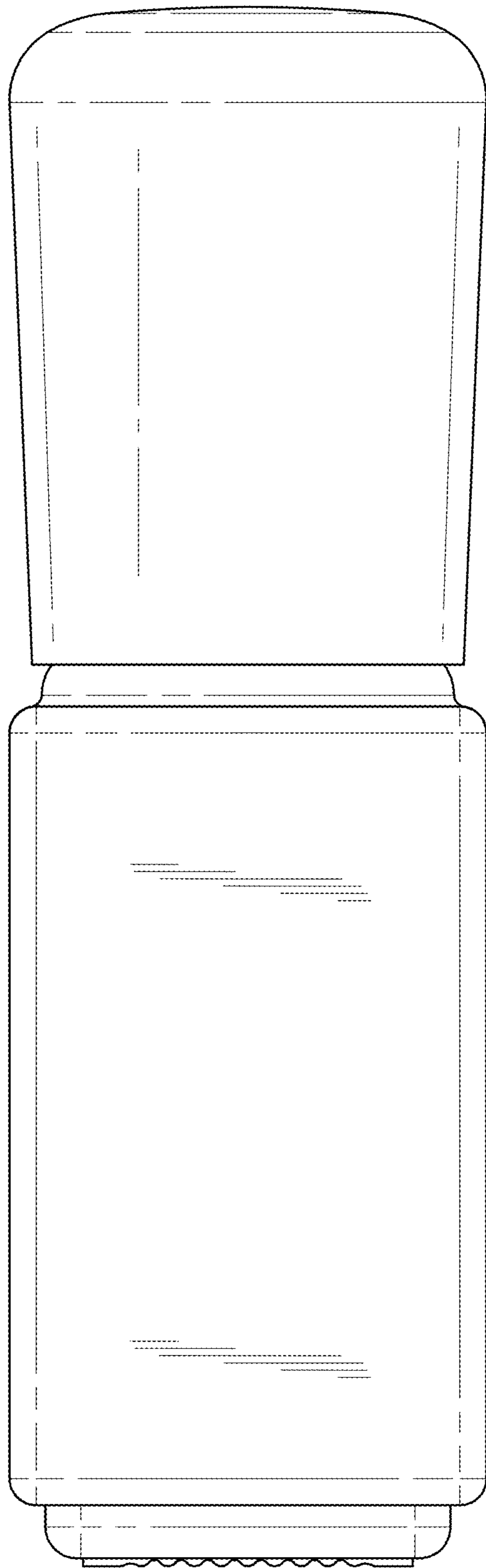


FIG. 5

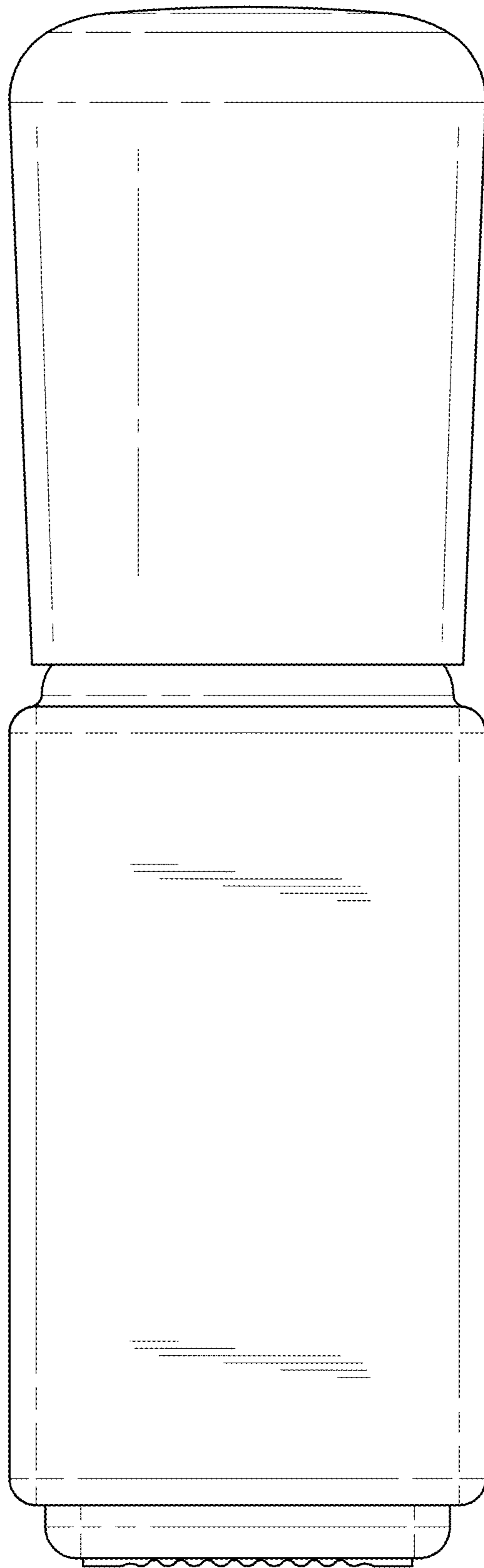


FIG. 6



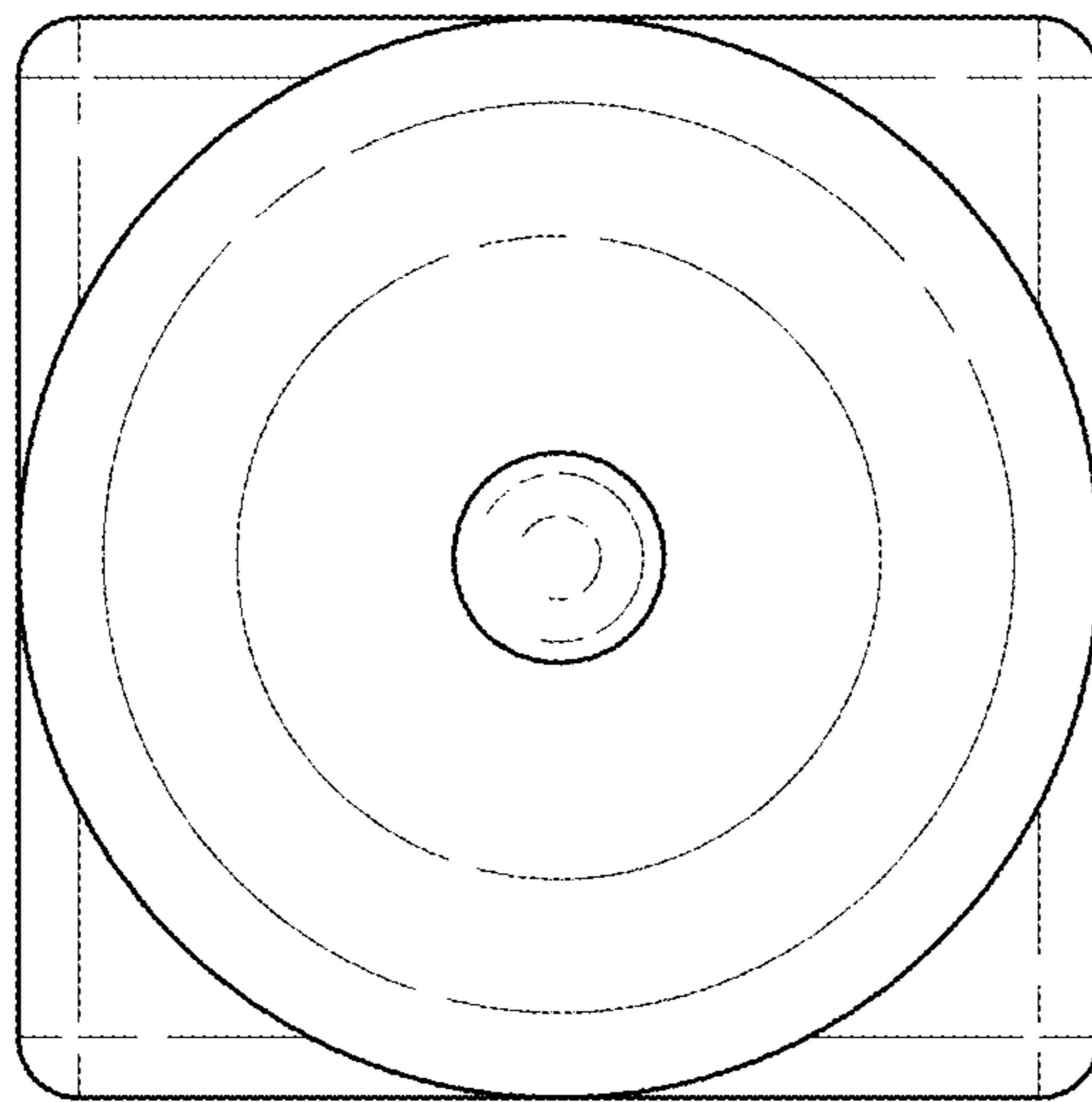


FIG. 7



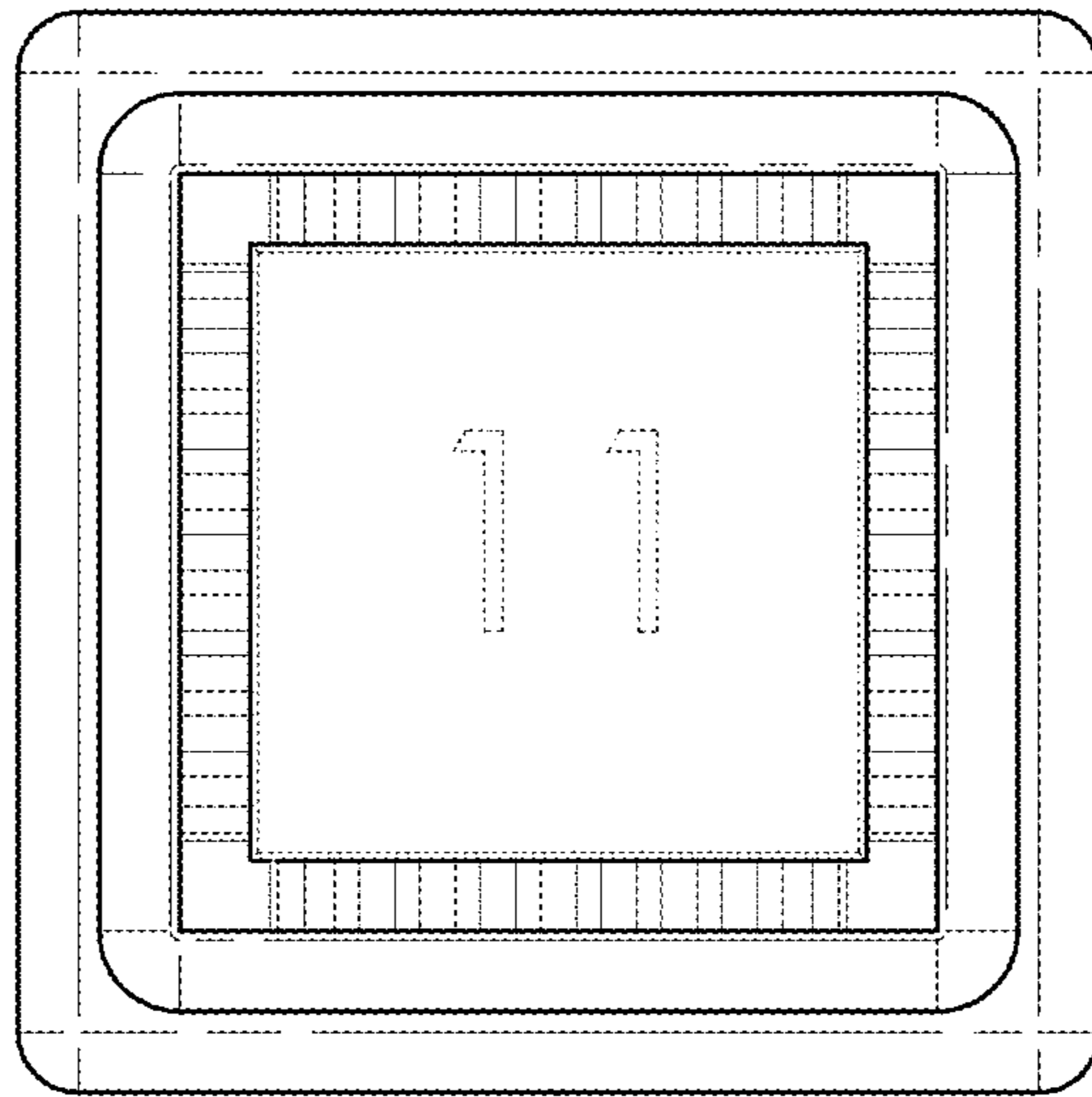


FIG. 8