



US00D936465S

(12) **United States Design Patent** (10) **Patent No.:** **US D936,465 S**
Russell et al. (45) **Date of Patent:** **** Nov. 23, 2021**

(54) **AWNING ACCESSORY HANGER**
(71) Applicants: **Jeffrey Robert Russell**, Winston Salem, NC (US); **Jordan Wood**, Asheboro, NC (US); **Brandon Wayne Blakely**, Burlington, NC (US)
(72) Inventors: **Jeffrey Robert Russell**, Winston Salem, NC (US); **Jordan Wood**, Asheboro, NC (US); **Brandon Wayne Blakely**, Burlington, NC (US)
(73) Assignee: **Camco Manufacturing, LLC**, Greensboro, NC (US)
(**) Term: **15 Years**
(21) Appl. No.: **29/690,300**
(22) Filed: **May 7, 2019**
(51) **LOC (13) Cl.** **08-05**
(52) **U.S. Cl.**
USPC **D8/373**
(58) **Field of Classification Search**
USPC D8/380-381, 385, 354, 373; D11/79, 93, D11/208, 218; D6/315, 323; D12/162
CPC A47F 5/00; A47F 5/0846; A47G 1/1633; A47G 1/20; F16L 3/1025; F16L 3/1083; F16L 3/1091; F16L 3/11; F16M 13/022; F16M 13/027
See application file for complete search history.

D700,830 S * 3/2014 Brockman D8/367
D702,112 S * 4/2014 Cittadino D8/367
D728,350 S * 5/2015 Tu D8/367
D729,046 S * 5/2015 Paik D8/367
D763,065 S * 8/2016 Tu D8/367
D766,707 S * 9/2016 Greenleaf D8/367
D779,312 S * 2/2017 Stanley D8/373
D779,928 S * 2/2017 Popov D8/373
D795,678 S * 8/2017 Early D8/367
D817,748 S * 5/2018 Wang D8/367
D878,909 S * 3/2020 Krake D8/367

OTHER PUBLICATIONS

yhighercd 42707 RV Awning Accessory Hanger, Date Visited: Jul. 16, 2021, y higher cd, Date Available: Jul. 16, 2021, https://www.yhighercd.top/index.php?main_page=product_info&products_id=728251 (Year: 2021).*

(Continued)

Primary Examiner — Susan Bennett Hattan
Assistant Examiner — Elizabeth S Ko
(74) *Attorney, Agent, or Firm* — Tuggle Duggins P.A.; Blake P. Hurt

(57) **CLAIM**

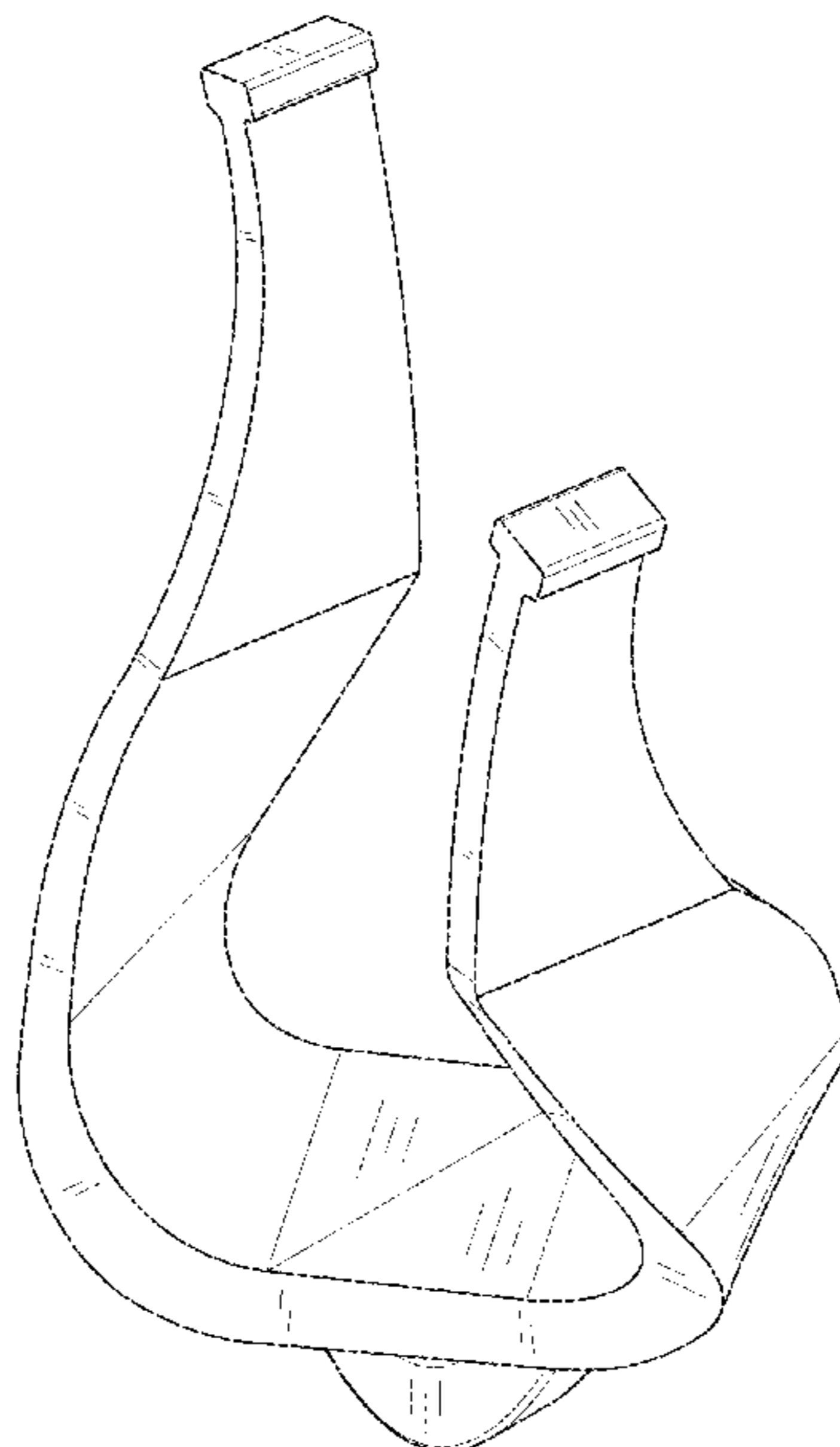
The ornamental design for an awning accessory hanger, as shown and described.

DESCRIPTION

FIG. 1 is a top, rear, left side perspective view of an awning accessory hanger showing our new design; FIG. 2 is a bottom, front, right side perspective view thereof; FIG. 3 is a top plan view thereof; FIG. 4 is a bottom plan view thereof; FIG. 5 is a front elevational view thereof, the rear elevational view being a mirror image thereof; and, FIG. 6 is a right side elevational view thereof, the left side elevational view being a mirror image thereof.

1 Claim, 6 Drawing Sheets

(56) **References Cited**
U.S. PATENT DOCUMENTS
D249,327 S * 9/1978 Gaines D8/367
D253,276 S * 10/1979 Levine D6/327
D496,849 S * 10/2004 Abdi D8/367
D533,740 S * 12/2006 Dombrowski D6/526
D631,333 S * 1/2011 Bauer D8/367
D696,152 S * 12/2013 Kala D11/79



(56)

References Cited

OTHER PUBLICATIONS

Jet Products 22662 RV Trailer hook, Date Visited: Jul. 16, 2021, Amazon, Date Available: Aug. 9, 2014, <https://www.amazon.com/JET-Products-Trailer-Camper-Outdoor/dp/B00MJUQQ02> (Year: 2014).*

Camco 42707 RV Awning Accessory Hangers, Date Visited: Jul. 16, 2021, Amazon, Date Available: Jun. 10, 2020, <https://www.amazon.com/Camco-42707-Accessory-Hangers-10-Pack/dp/B08B1297NP> (Year: 2020).*

camco-rv-awning-accessory-hangers-10-pack, Date Visited: Jul. 16, 2021, Camco, Date Available: Jul. 16, 2021, <https://www.camco.net/camco-rv-awning-accessory-hangers-10-pack-42707> (Year: 2021).*

* cited by examiner

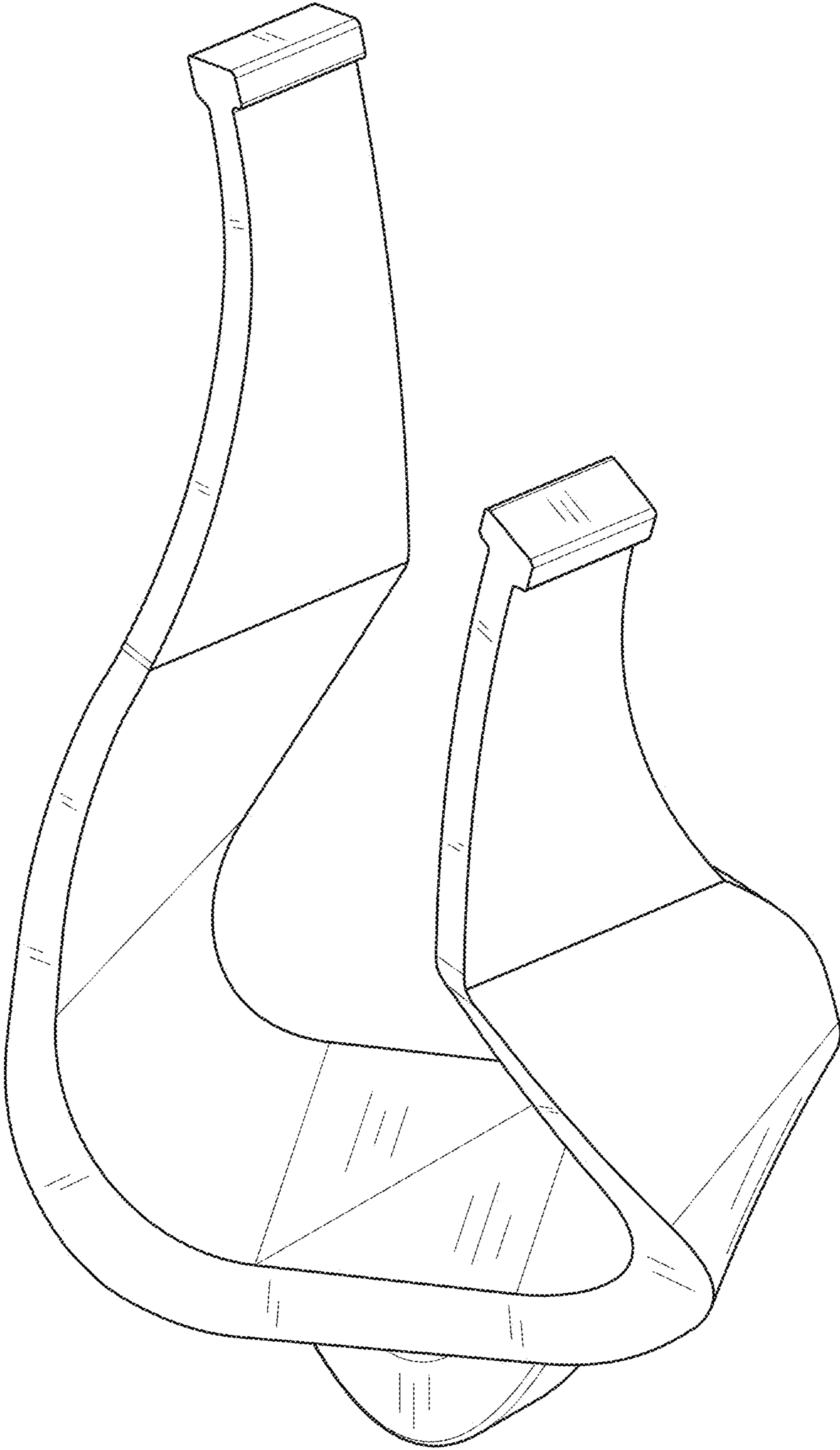


FIG. 1

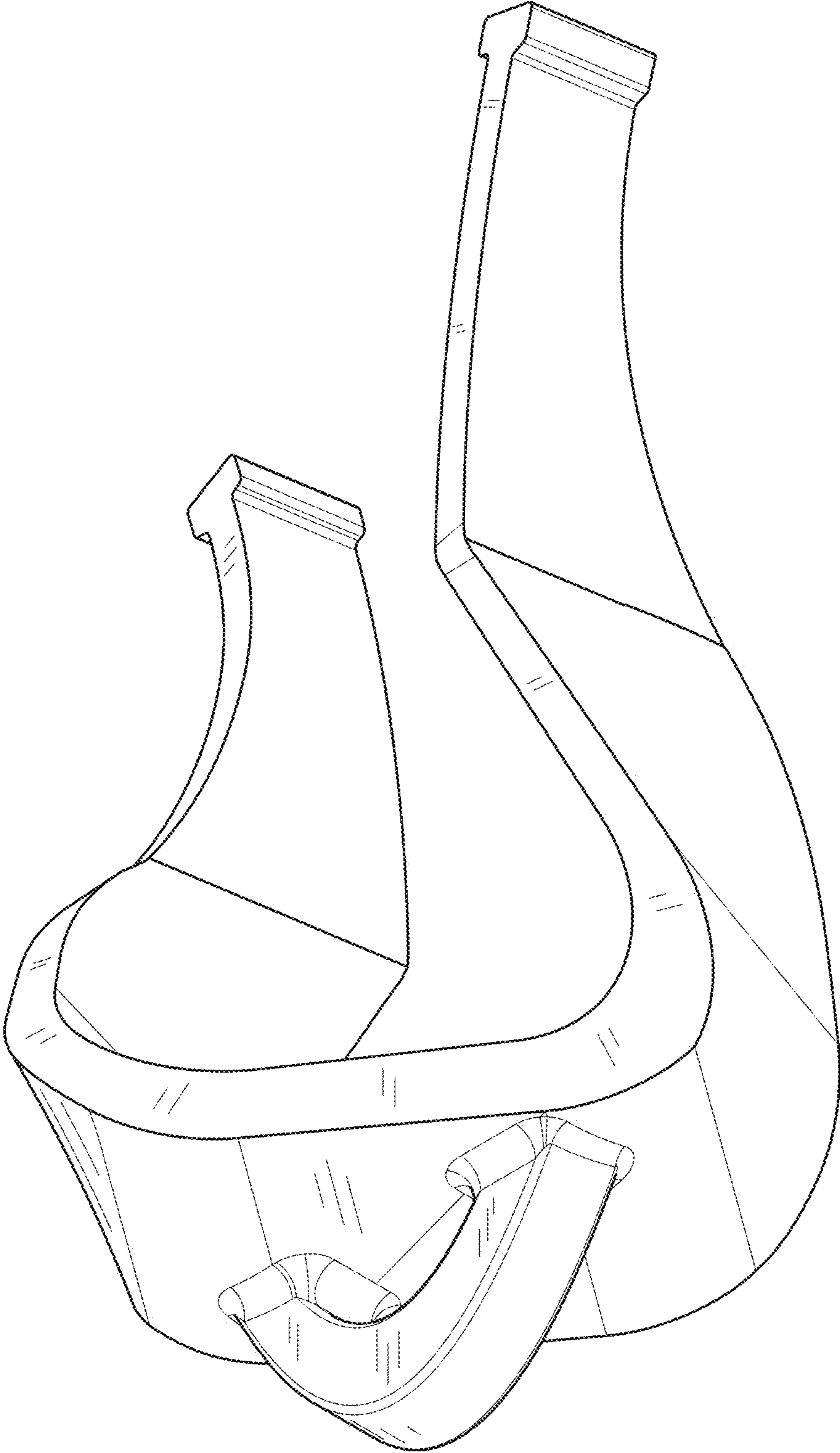


FIG. 2

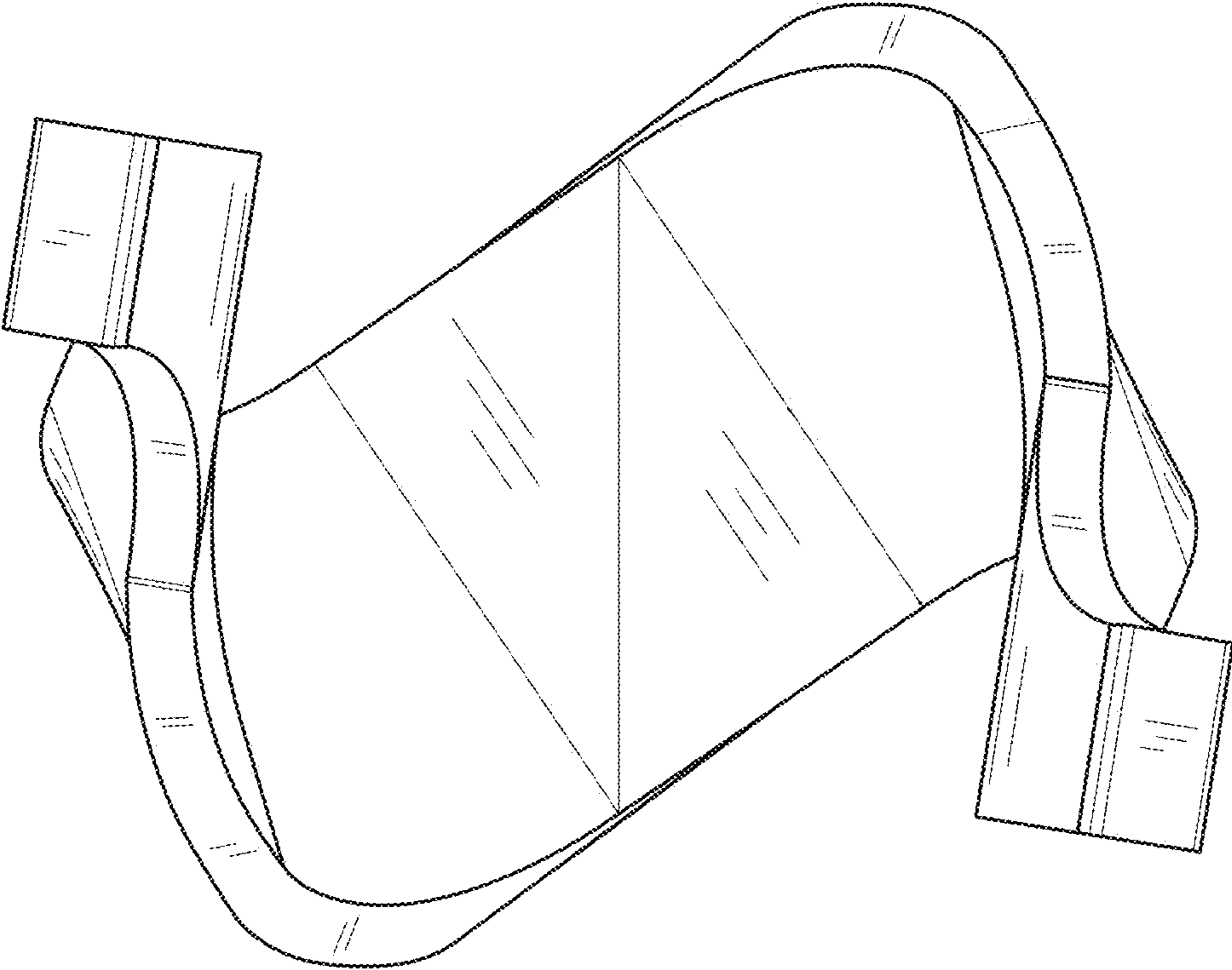


FIG. 3

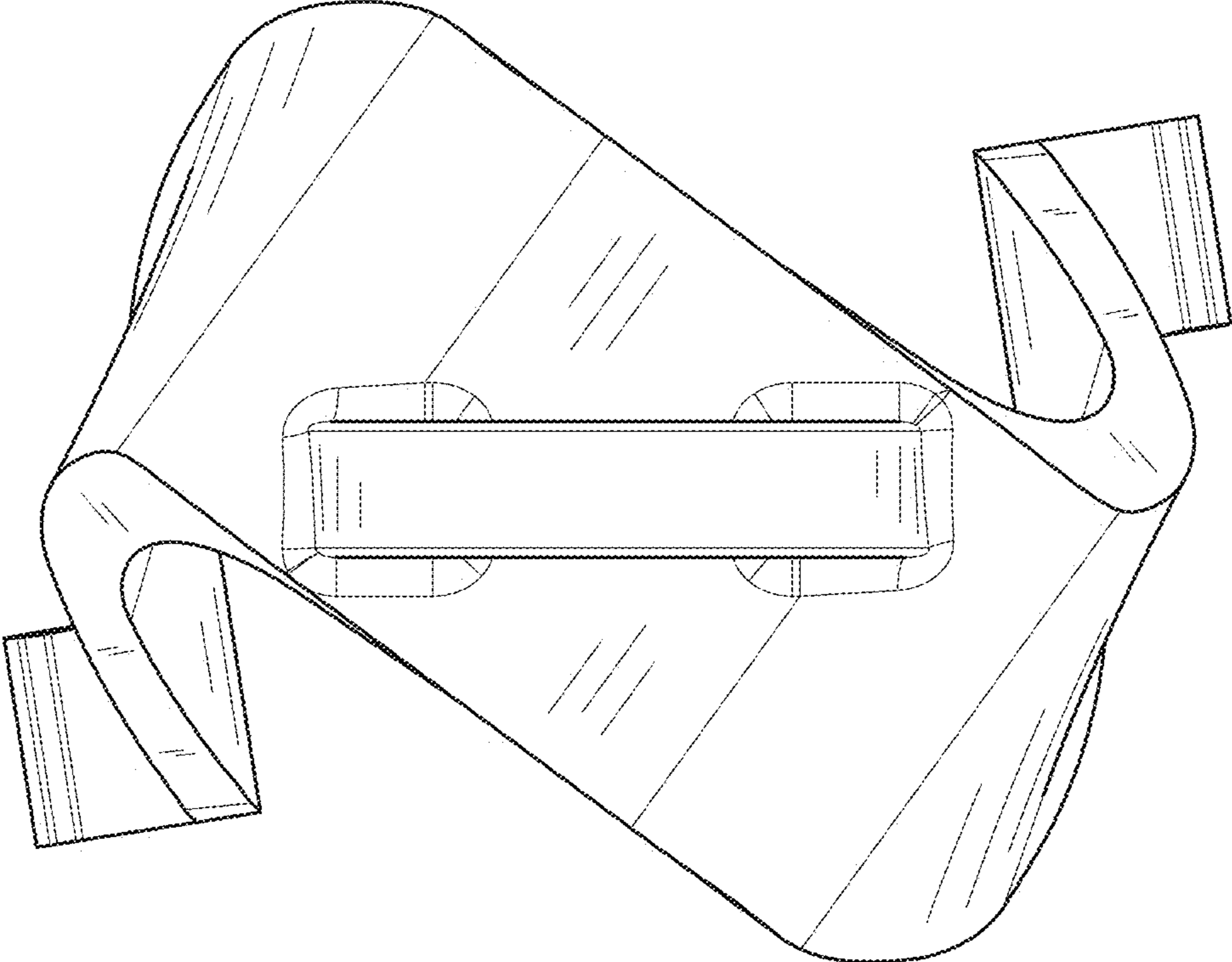


FIG. 4

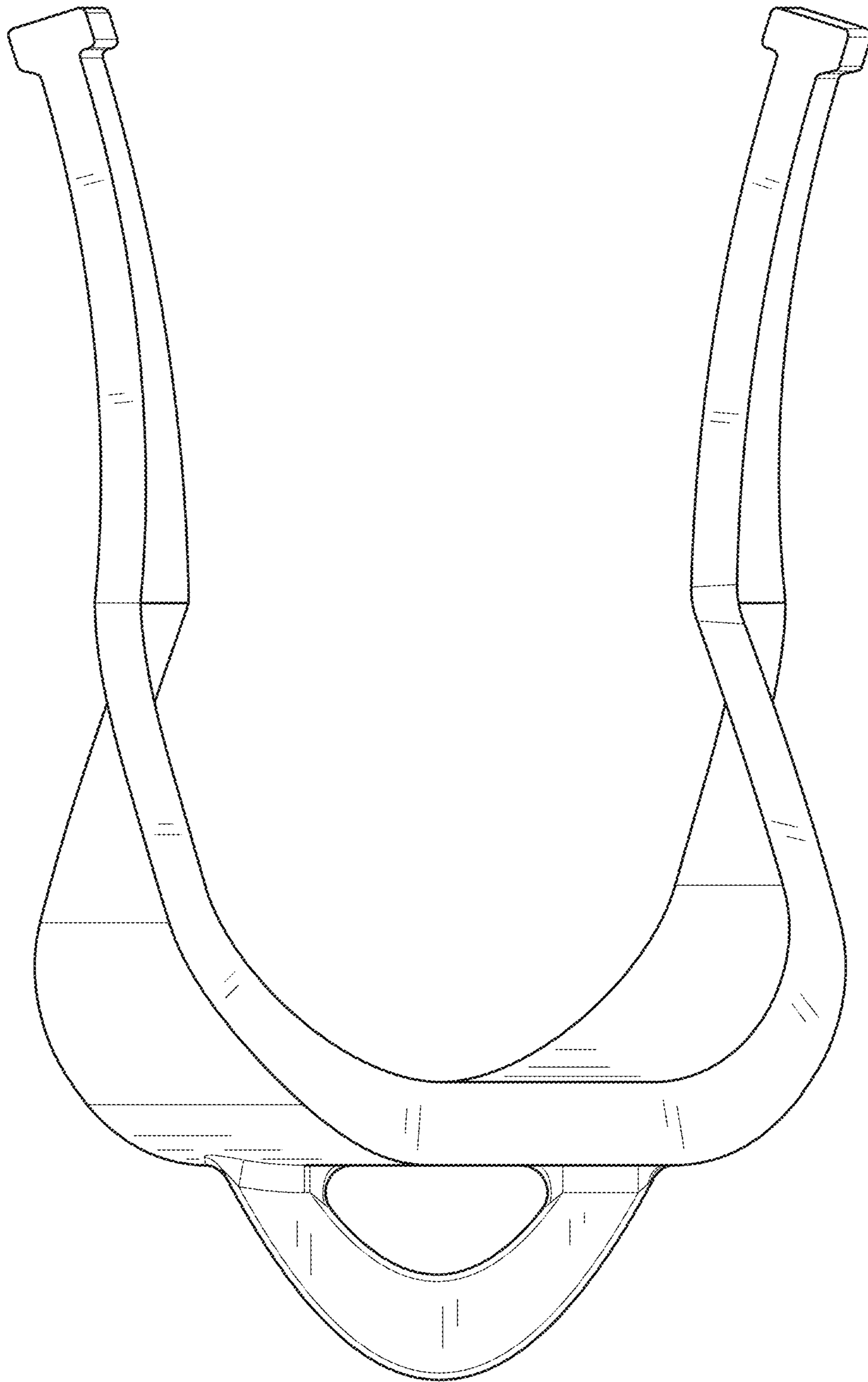


FIG. 5

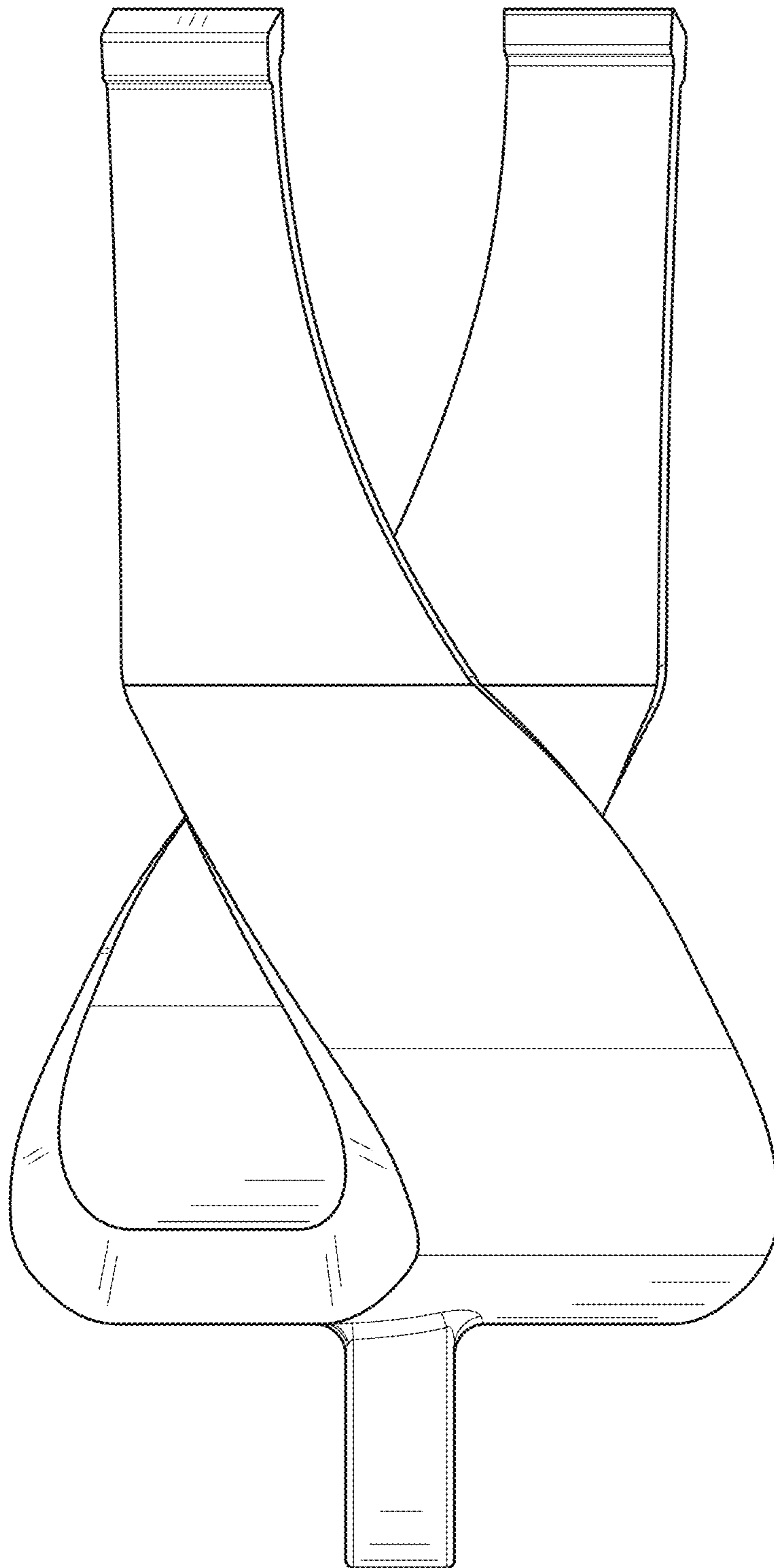


FIG. 6